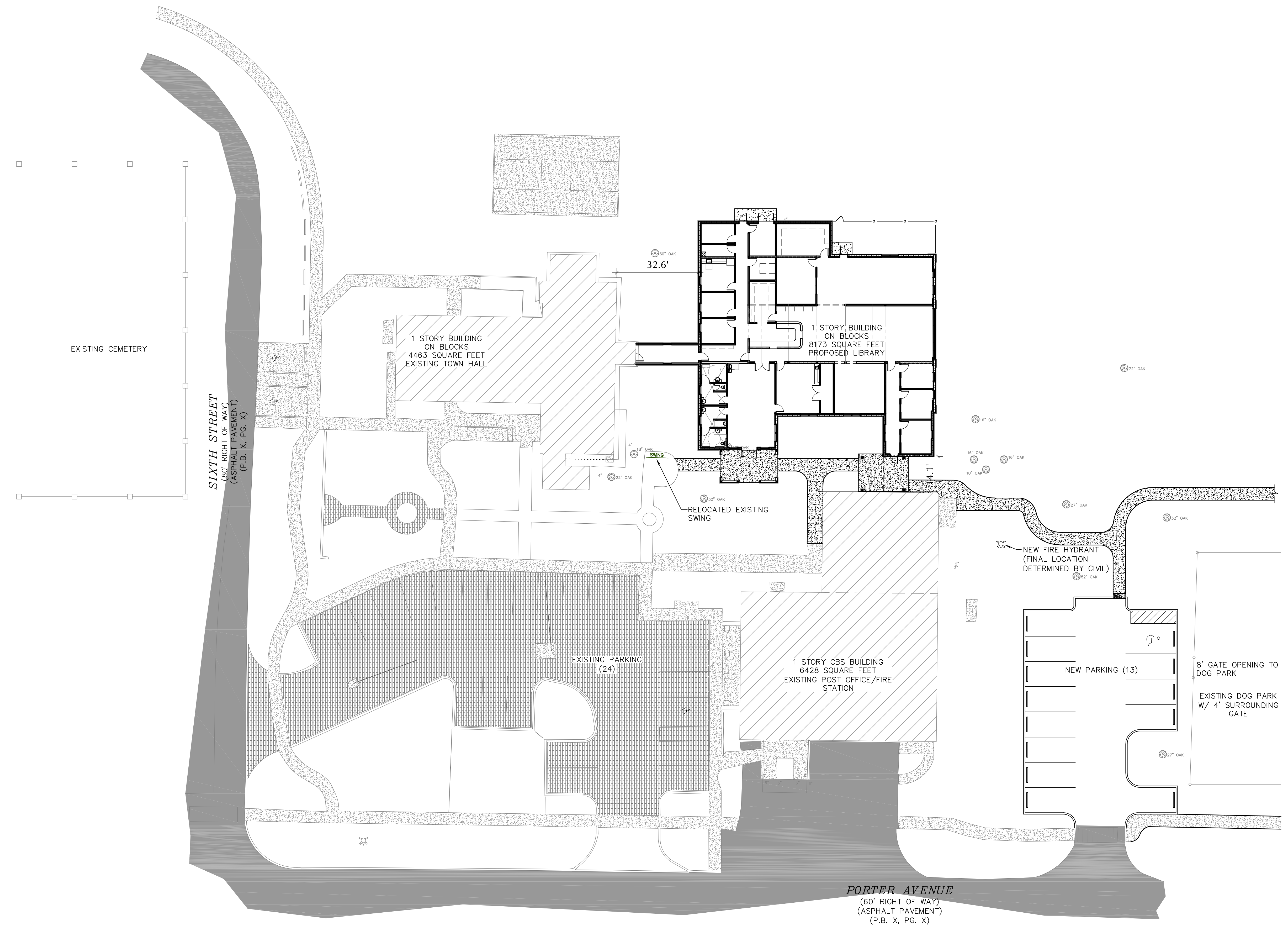


1

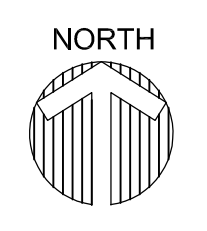
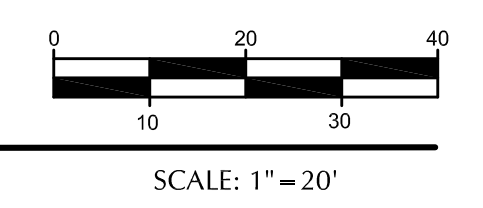
2

3

4



1 SITE PLAN
A001



NOTE: GENERAL CONTRACTOR TO FIELD VERIFY BEFORE START CONSTRUCTION


NOTES:
 1. ALL SIDEWALK & PARKING CONSTRUCTION BY TOWN (NOT IN CONTRACT).
 2. COORDINATE WITH OWNER'S CIVIL ENGINEER FOR FINISHED ELEVATIONS OF THE BUILDING, CONTINUOUS ADA ACCESSIBLE SIDEWALK ROUTES AND STORMWATER RETENTION AREAS.

REVISIONS

HELEN LEHMANN
MONTVERDE LIBRARY
 17111 PORTER AVENUE
 MONTVERDE, FL 34756

PERMIT SET

GatorSketch
 ARCHITECTS & PLANNERS
 A200002310
 1000 EAST HWY 50 SUITE 201A CLEMONT, FL 34711
 Ph: (888) 666-5677 Fax: (888) 999-4814
 Web Site: www.gatorsketch.com

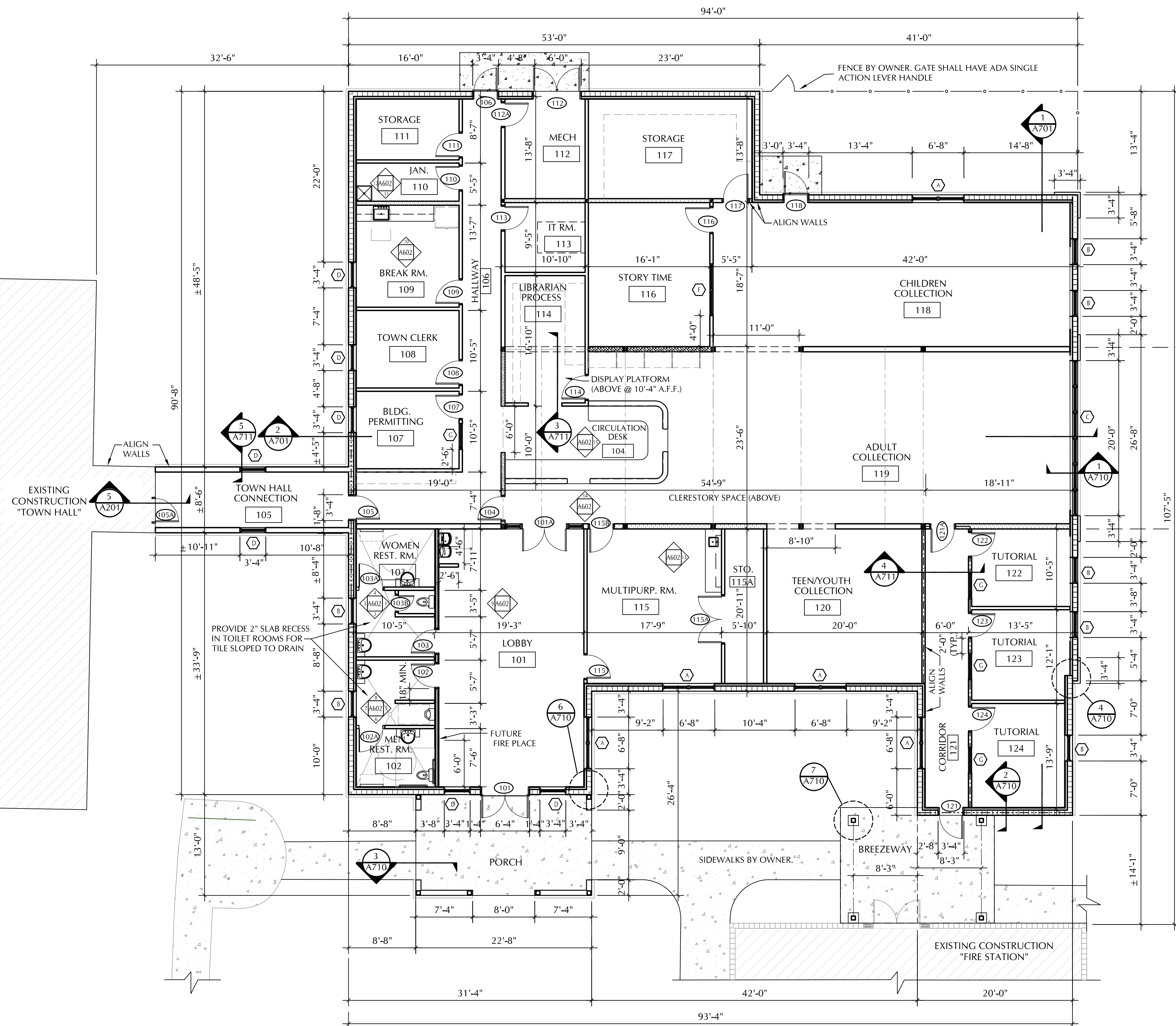


CONSTRUCTION DOCUMENTS
 COPYRIGHT © 2023
 GATORSKETCH CORP.
 THIS DRAWING IS PROTECTED BY COPYRIGHT LAWS OF THE UNITED STATES. NO PART OF THIS DESIGN OR THIS DOCUMENT, INCLUDING ELECTRONIC MEDIA, MAY BE REPRODUCED, TRANSMITTED, COPIED, OR OTHERWISE USED FOR CONSTRUCTION PURPOSES WITHOUT EXPRESSED WRITTEN PERMISSION OF THE DESIGN PROFESSIONAL. VIOLATORS WILL BE SUBJECT TO LEGAL PROSECUTION TO THE FULLEST EXTENT OF THE LAW.

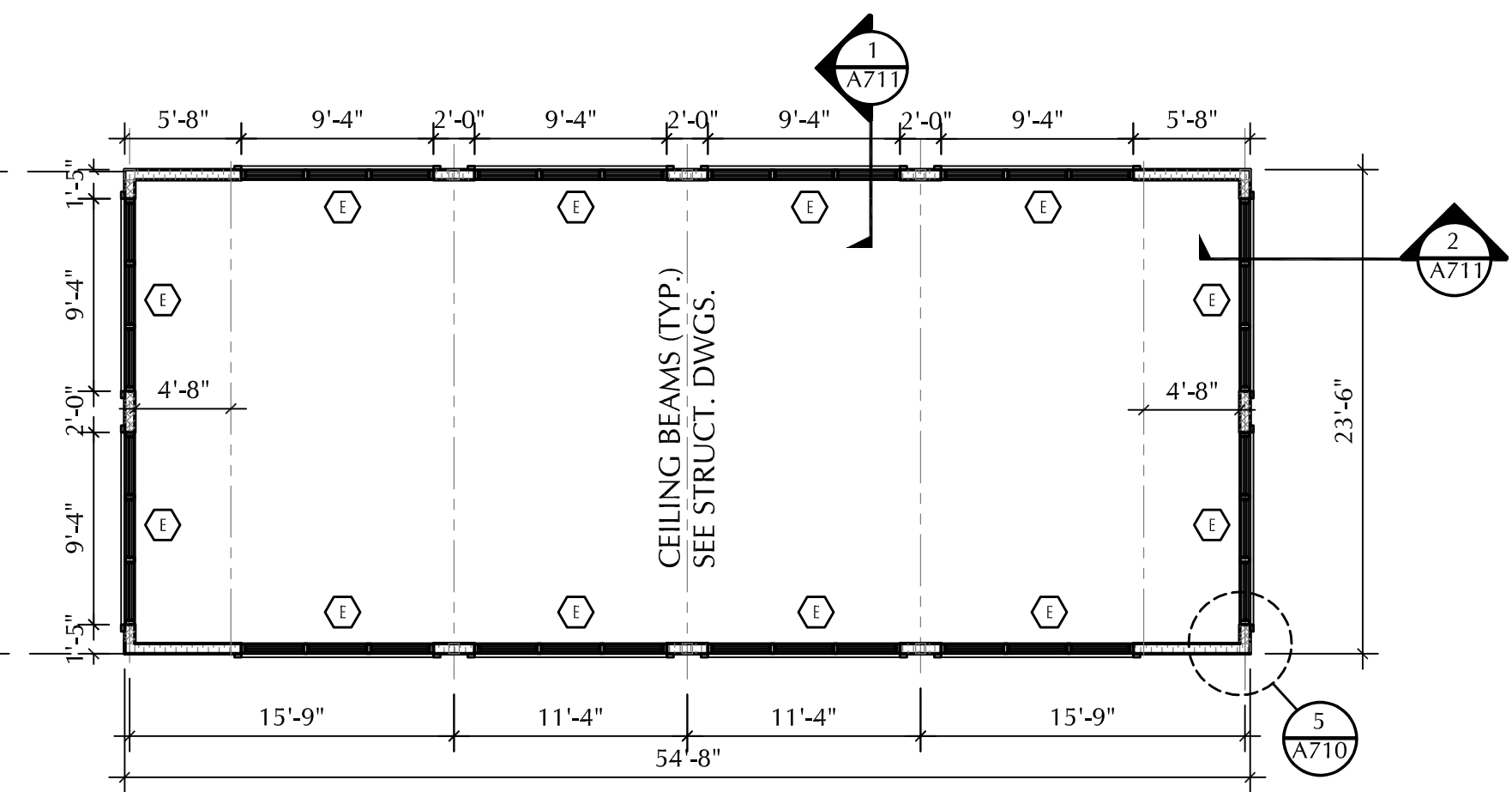
SITE PLAN
A001

ISSUE DATE: 08-21-23

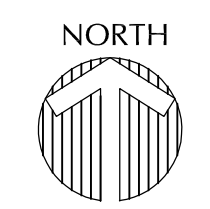
JOB #: GC-22-010



1 FLOOR PLAN
SCALE: 1/8" = 1'-0"



2 CLERESTORY WINDOW PLAN
SCALE: 1/8" = 1'-0"



WALL LEGEND	
	8" CMU WALL W/ R-5.7 MIN. INSUL. BD. & 1 5/8" STUDS/FURRING @ 16" O.C. W/ 5/8" GYP. BD.
	PLUMBING WALL 6" STUDS @ 16" O.C. W/ ACOUSTICAL BATT INSULATION & 5/8" GYP. BD. BOTH SIDES (PROVIDE MOISTURE RESISTANT BACKER BOARD FOR CERAMIC TILE WALL FINISH)
	BEARING WALL 6" STUDS @ 16" O.C. W/ 5/8" GYP. BD. BOTH SIDES
	2 HR FIRE RATED PARTITION
	1 HR FIRE RATED PARTITION

REVISIONS

**HELEN LEHMANN
MONTVERDE LIBRARY**
17435 5TH STREET
MONTVERDE, FL 34756

PERMIT SET

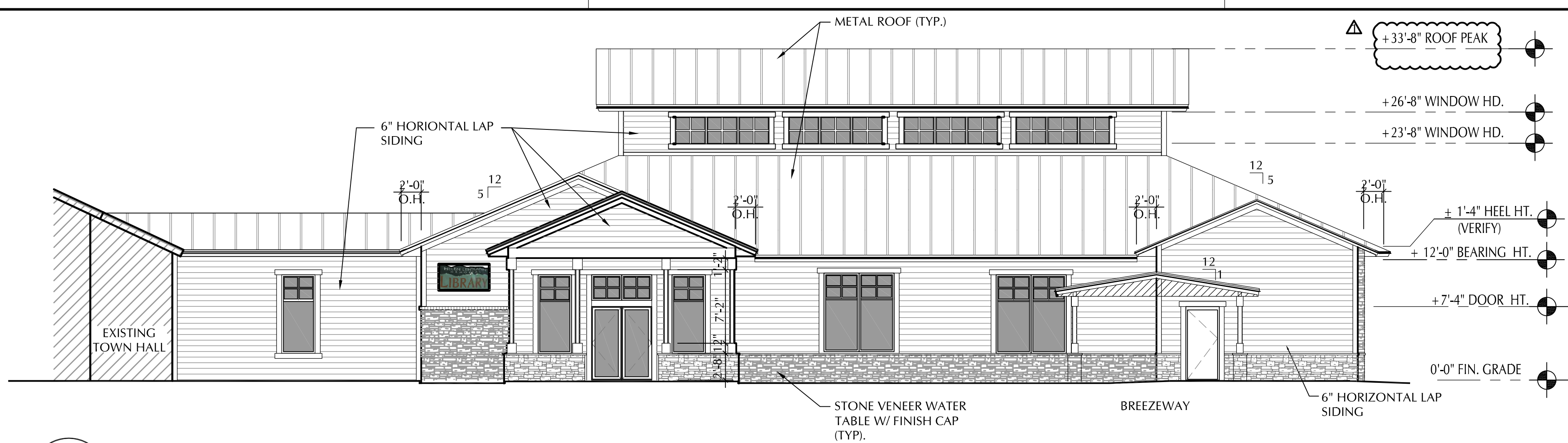
GatorSketch
ARCHITECTS & PLANNERS
A200002310
1000 EAST HWY 50 SUITE 201A, CLEMONT, FL 34711
PH: (407) 698-5277 FAX: (888) 959-4814
Web Site: www.gatorsketch.com

STATE OF FLORIDA
REGISTERED ARCHITECT
A00015233
10/30/2023

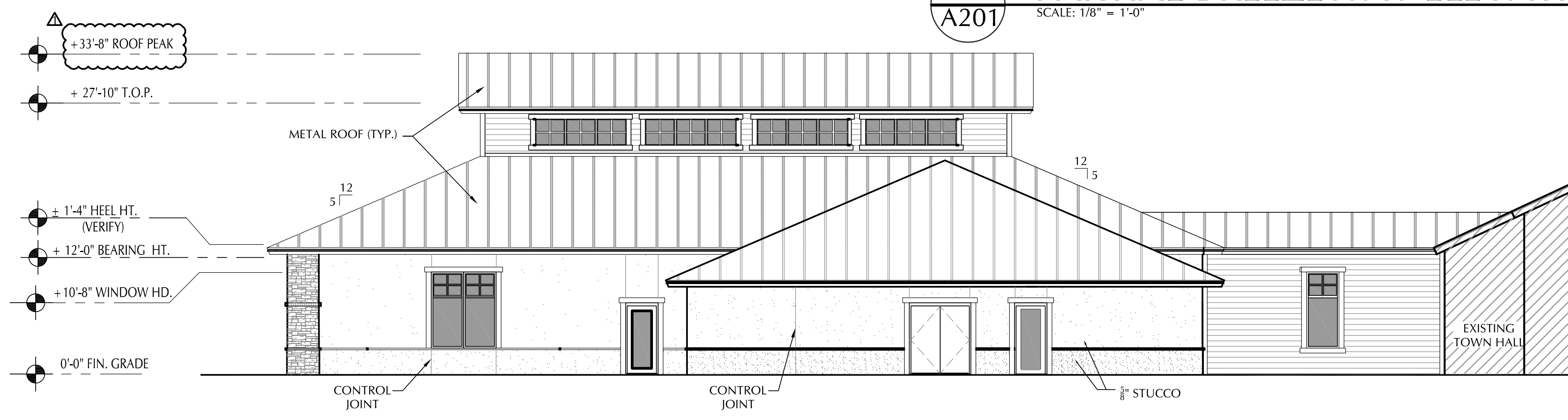
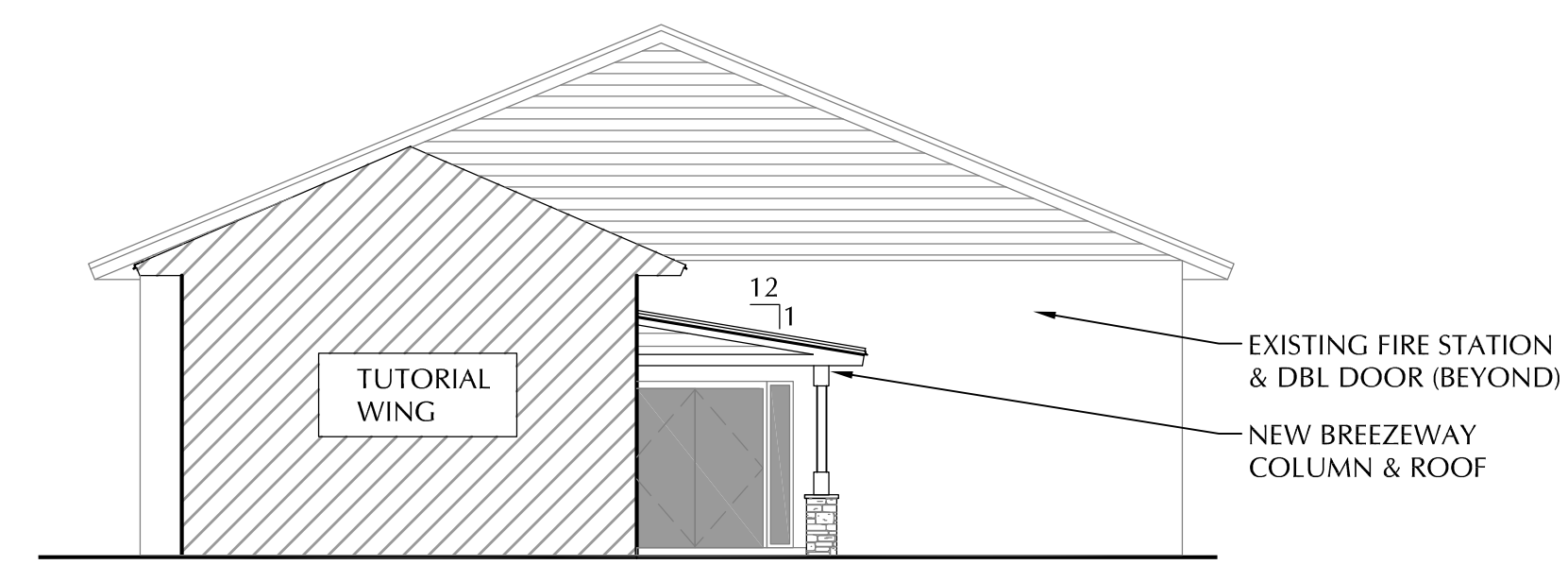
COPYRIGHT © 2023
GATORSKETCH CORP.
THIS DRAWING IS PROTECTED BY
COPYRIGHT LAWS OF THE
UNITED STATES. NO PART OF THIS
DESIGN OR THIS DOCUMENT
INCLUDING ELECTRONIC MEDIA,
MAY BE REPRODUCED,
TRANSMITTED, COPIED OR
OTHERWISE USED FOR
CONSTRUCTION PURPOSES
WITHOUT EXPRESSED WRITTEN
PERMISSION OF THE DESIGN
PROFESSIONAL. VIOLATORS WILL
BE SUBJECT TO LEGAL
PROSECUTION TO THE FULLEST
EXTENT OF THE LAW

**FLOOR PLAN &
CLERESTORY
PLAN**
A101
ISSUE DATE 9-8-23
JOB # GC-22-010

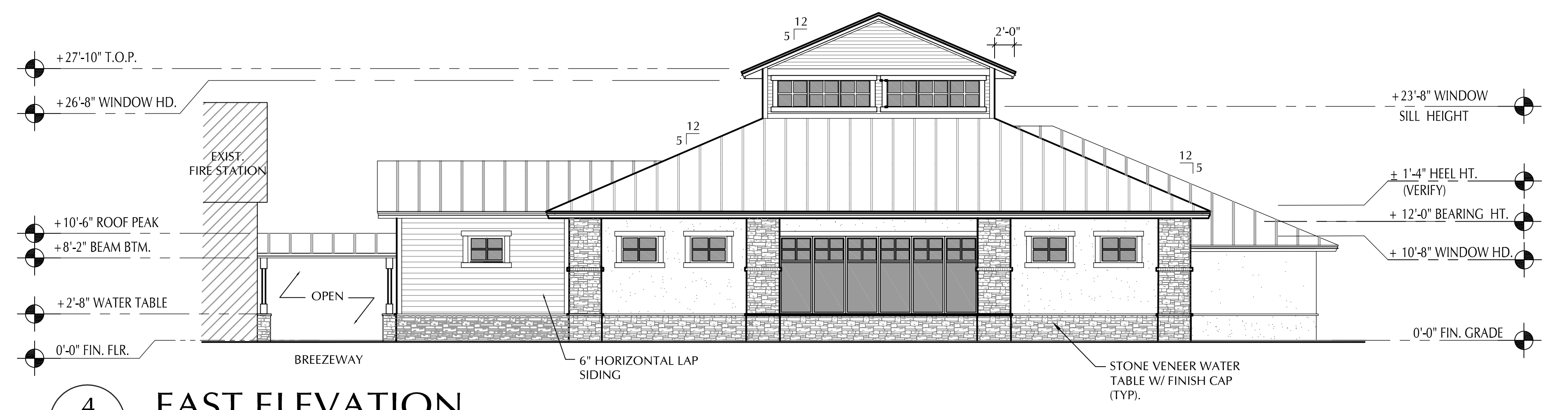
1 SOUTH ELEVATION
A201 SCALE: 1/8" = 1'-0"



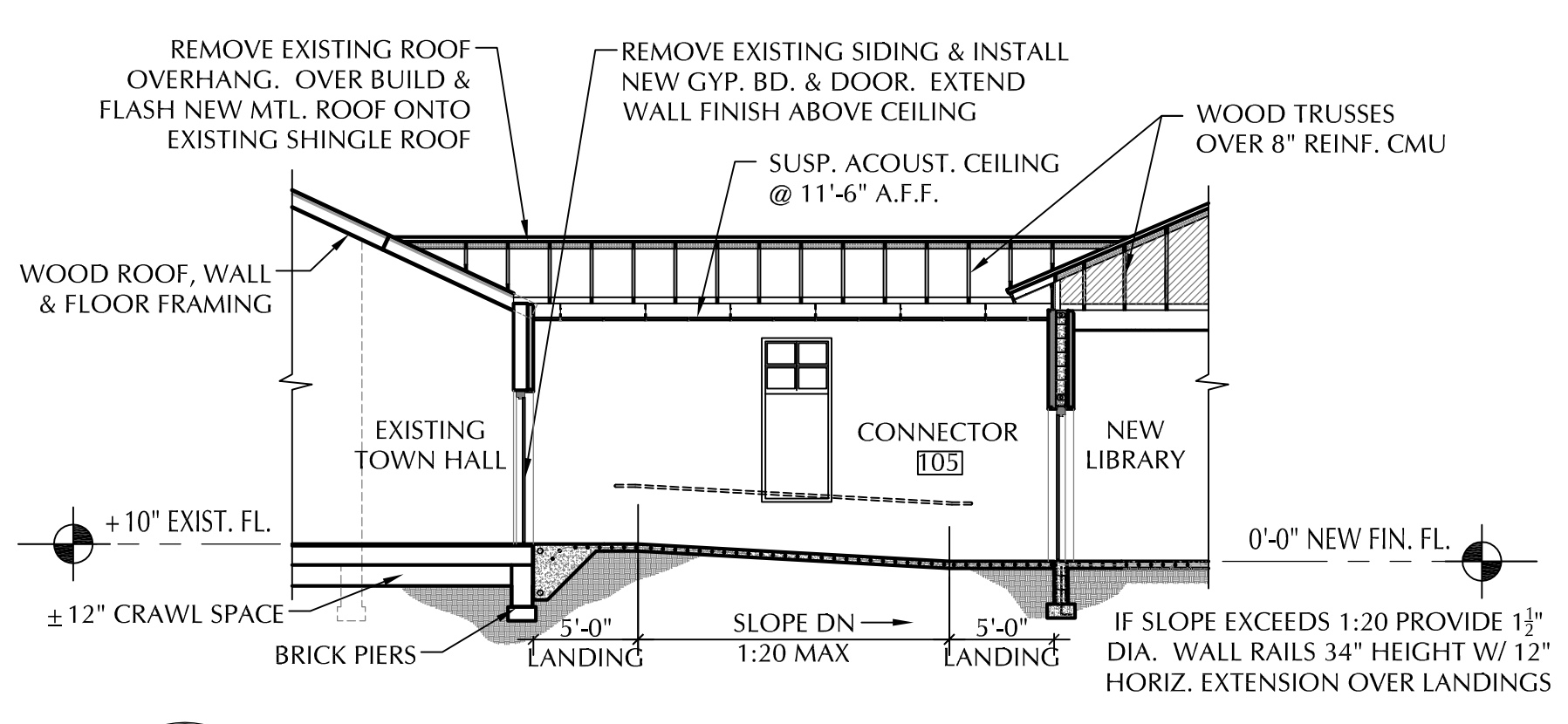
2 PARTIAL BREEZEWAY ELEVATION
A201 SCALE: 1/8" = 1'-0"



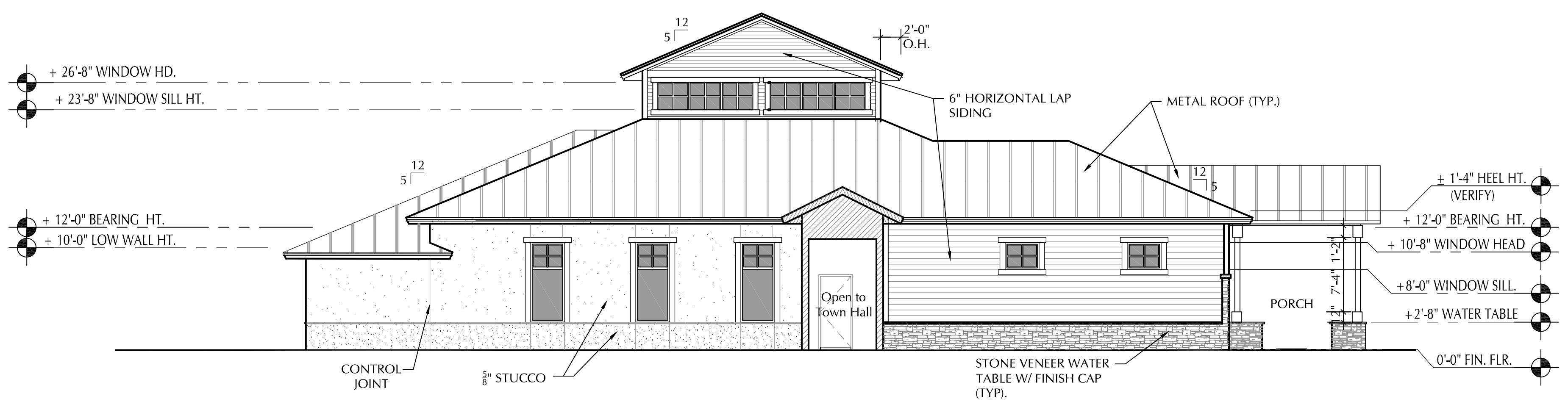
3 NORTH ELEVATION
A201 SCALE: 1/8" = 1'-0"



4 EAST ELEVATION
A201 SCALE: 1/8" = 1'-0"



5 SECTION @ CONNECTOR
A201 SCALE: 1/8" = 1'-0"



6 WEST ELEVATION
A201 SCALE: 1/8" = 1'-0"

REVISIONS	10-10-23
PERMIT REVIEW	

HELEN LEHMANN
MONTVERDE LIBRARY
17435 5TH STREET
MONTVERDE, FL 34756

PERMIT SET

GatorSketch
ARCHITECTS & PLANNERS
A202002310
1000 EAST HWY 50 SUITE 201A, CLEMONT, FL 34711
PH: (407) 698-5677 FAX: (888) 959-4914
Web Site: www.gatorstskch.com



SIGN DATE 10/30/2023

COPYRIGHT © 2023 GATORSKETCH CORP. THIS DRAWING IS PROTECTED BY COPYRIGHT LAWS OF THE UNITED STATES. NO PART OF THIS DESIGN OR THIS DOCUMENT, INCLUDING ELECTRONIC MEDIA, MAY BE REPRODUCED, TRANSMITTED, COPIED OR OTHERWISE USED FOR CONSTRUCTION PURPOSES WITHOUT EXPRESSED WRITTEN PERMISSION OF THE DESIGN PROFESSIONAL. VIOLATORS WILL BE SUBJECT TO LEGAL PROSECUTION TO THE FULLEST EXTENT OF THE LAW.

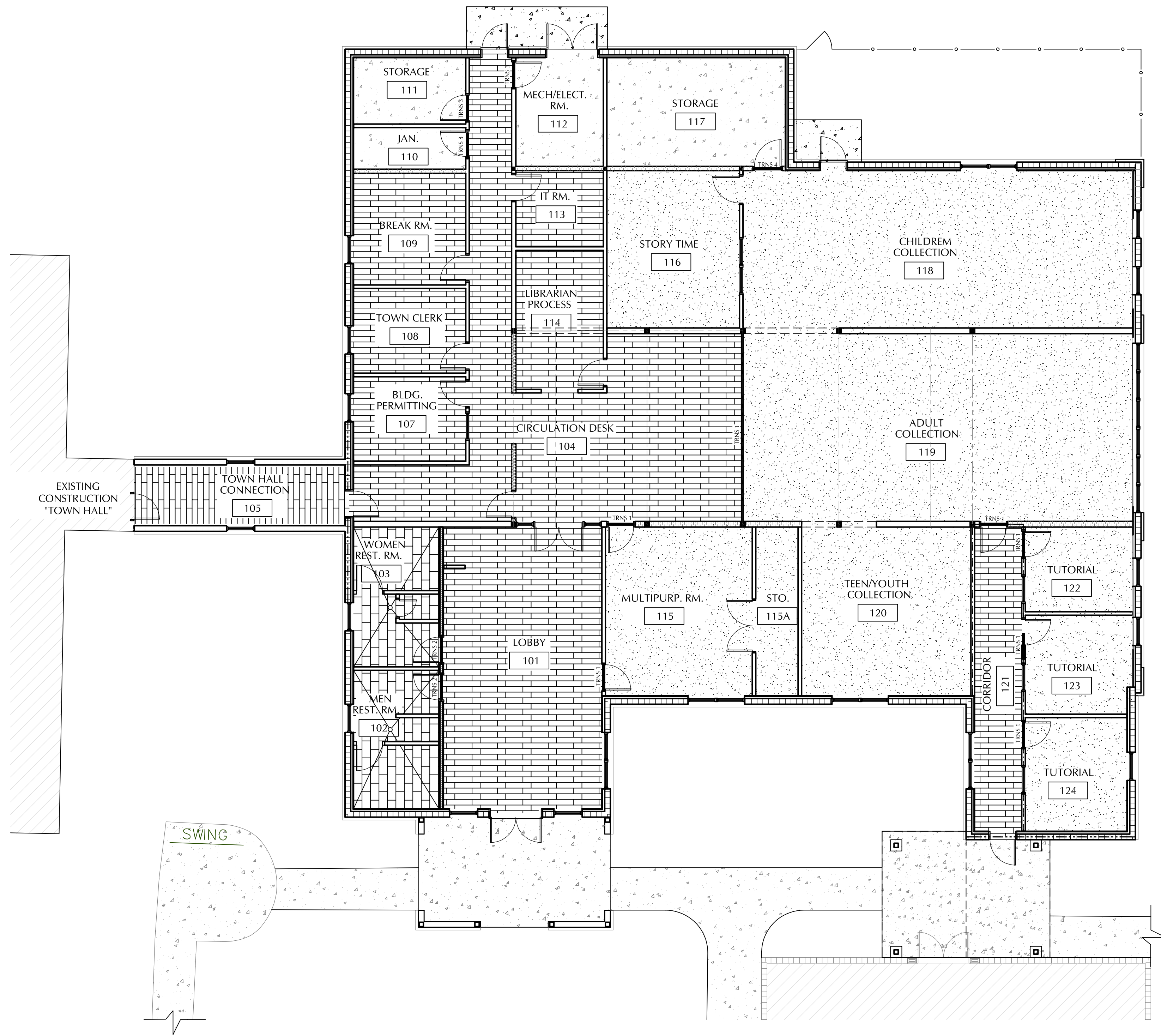
EXTERIOR ELEVATIONS
A201
ISSUE DATE 9-8-23
JOB # GC-22-010

1


2

3

4



1 FLOOR FINISH PLAN
 SCALE: 1/8" = 1'-0"



BASIS OF DESIGN: FLOORING MATERIALS SCHEDULE			
	CPT-CARPET TILE SIZE: 18" x 36"		TRANSITION STRIP #1 - CARPET TO LVT
	CT1-PORCELAIN TILE SIZE: 12" x 24"		TRANSITION STRIP #2 - TILE TO LVT
	LVT-LUXURY VINYL TILE SIZE: 36" x 6"		TRANSITION STRIP #3 - LVT TO POLISHED CONCRETE
	PC- POLISHED CONCRETE		TRANSITION STRIP #4 - CARPET TO POLISHED CONCRETE

REVISIONS

**HELEN LEHMANN
 MONTVERDE LIBRARY**
 17435 5TH STREET
 MONTVERDE, FL 34756

PERMIT SET

GatorSketch
 ARCHITECTS & PLANNERS
 A200002310
 1000 EAST HWY 50 SUITE 201A, CLERMONT, FL 34711
 PH: (407) 698-5677 FAX: (888) 959-4914
 Web Site: www.gatorstitch.com

SIGN DATE

 10/30/2023

COPYRIGHT © 2023
 GATORSKETCH CORP.
 THIS DRAWING IS PROTECTED BY
 COPYRIGHT LAWS OF THE
 UNITED STATES. NO PART OF THIS
 DESIGN OR THIS DOCUMENT,
 INCLUDING ELECTRONIC MEDIA,
 MAY BE REPRODUCED,
 TRANSMITTED, COPIED, OR
 OTHERWISE USED FOR
 CONSTRUCTION PURPOSES
 WITHOUT EXPRESSED WRITTEN
 PERMISSION OF THE DESIGN
 PROFESSIONAL. VIOLATORS WILL
 BE SUBJECT TO LEGAL
 PROSECUTION TO THE FULLEST
 EXTENT OF THE LAW

FINISH FLOOR
 PLAN
A301
 ISSUE DATE 9-8-23
 JOB # GC-22-010

1

2

3

4

FINISH LEGEND - BASIS OF DESIGN

Table with 3 columns: ABBR., PRODUCT DESCRIPTION, ROOM FINISH NOTES. Includes categories like INT. FINISHES, CASE WORK / MILLWORK, and DOORS.

ROOM FINISH SCHEDULE

Table with columns: RM #, ROOM NAME, FLOOR, BASE, CEILING TYPE, TRIM, WALLS (North, South, East, West), REMARKS. Lists rooms like LOBBY, MENS RESTROOM, WOMENS RESTROOM, etc.

REVISIONS

HELEN LEHMANN
MONTVERDE LIBRARY
17435 5TH STREET
MONTVERDE, FL 34756

PERMIT SET

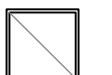

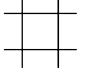







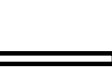




GatorSketch ARCHITECTS & PLANNERS
1000 EAST HWY 50 SUITE 201A, CLERMONT, FL 34711
PH: (407) 698-5677 FAX: (888) 994-4914
Web Site: www.gatorstskch.com



COPYRIGHT © 2023
GATORSKETCH CORP.
THIS DRAWING IS PROTECTED BY
COPYRIGHT LAWS OF THE
UNITED STATES. NO PART OF THIS
DESIGN OR THIS DOCUMENT,
INCLUDING ELECTRONIC MEDIA,
MAY BE REPRODUCED,
TRANSMITTED, COPIED OR
OTHERWISE USED FOR
CONSTRUCTION PURPOSES
WITHOUT EXPRESSED WRITTEN
PERMISSION OF THE DESIGN
PROFESSIONAL. VIOLATORS WILL
BE SUBJECT TO LEGAL
PROSECUTION TO THE FULLEST
EXTENT OF THE LAW.

ROOM FINISH
SCHEDULE
A302
ISSUE DATE 9-8-23
JOB # GC-22-010

REFLECTED CEILING PLAN LEGEND

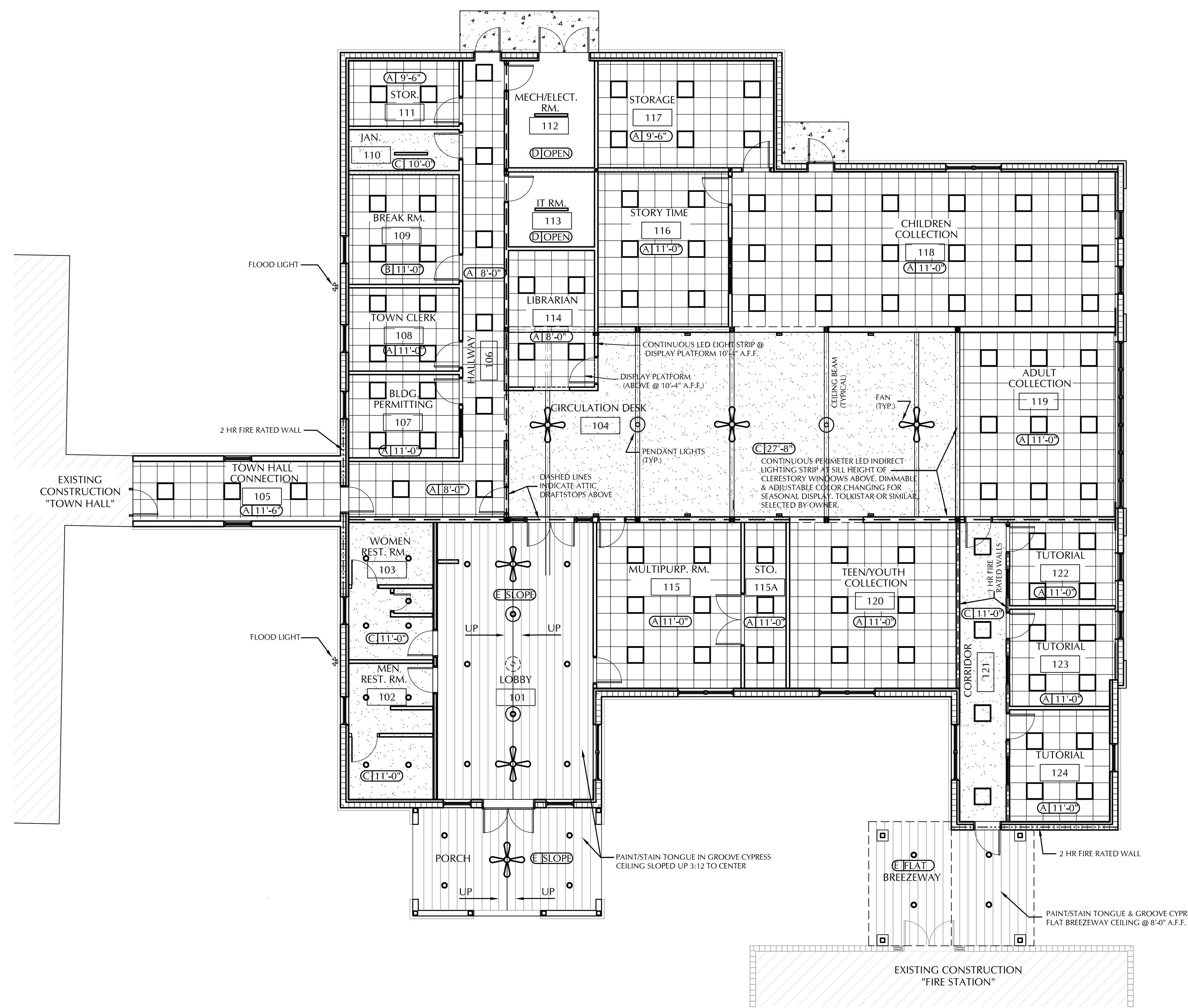
-  RETURN AIR - SEE MECHANICAL DWGS
-  SUPPLY AIR - SEE MECHANICAL DWGS
-  2X2 ACOUSTICAL TILE
-  RECESSED LED LIGHT FIXTURE - SEE ELECTRICAL DWGS FOR SCHEDULE
-  FROM 2ND FLOOR PENDANT LIGHT - SEE ELECTRICAL DWGS
-  16" Highbay LED LIGHT FIXTURE - SEE ELECTRICAL DWGS
-  EXTERIOR WALL MOUNTED LED LIGHT FIXTURE - SEE ELECTRICAL DWGS
-  LED INDIRECT LIGHTING STRIPS AT 2ND FLR. WINDOWS SELL TOLKISTAR ADVANTAGE SERIES OR SIMILAR, SELECTED BY OWNER
-  2 X 2 RECESSED LED LIGHTING - SEE ELECTRICAL DWGS
-  6" X 48" SURFACE LED LIGHTING - SEE ELECTRICAL DWGS
-  4' LINEAR LED LOW PROFILE METAL CLG. LIGHTING - SEE ELECTRICAL DWGS
-  UP/DOWN WALL MOUNTED LIGHT
-  50" DIA. FAN W/ LIGHT
-  EXHAUST FAN - SEE MECHANICAL DWGS
-  1 HR RATED FIRE SPRAY ON DECK IN THESE AREAS

REFLECTED CEILING KEY

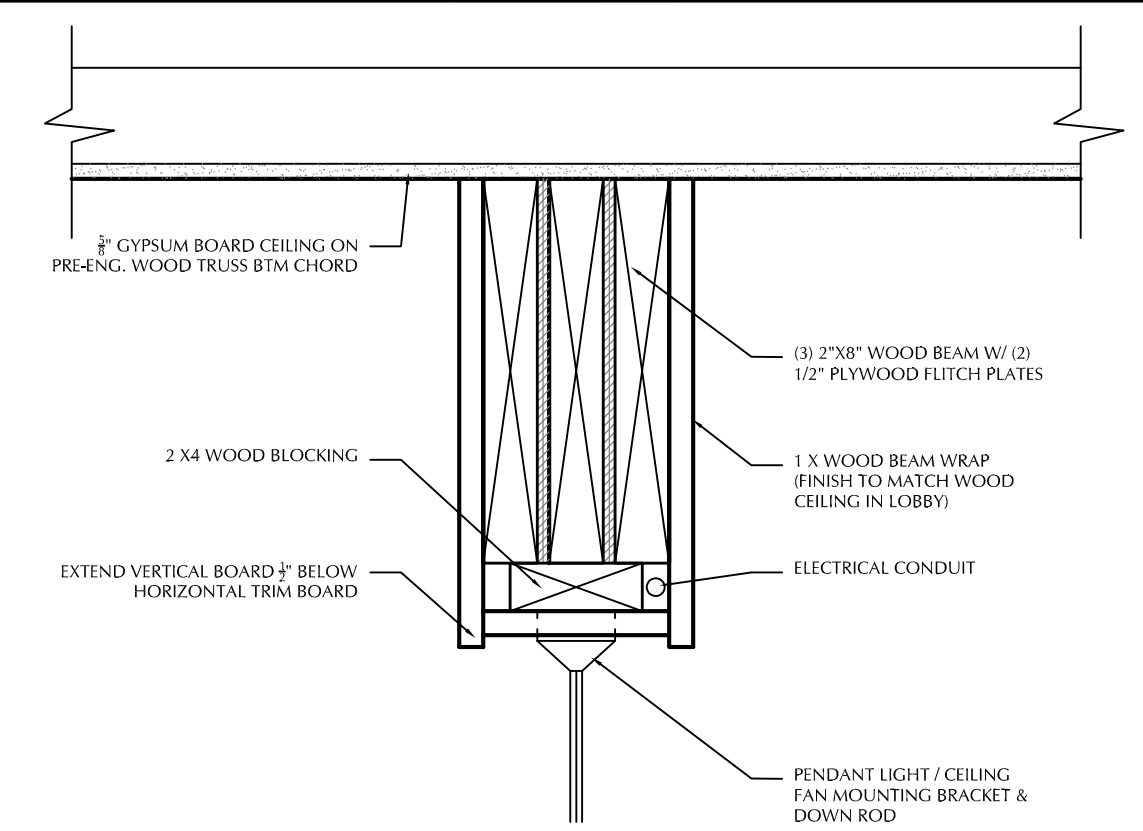
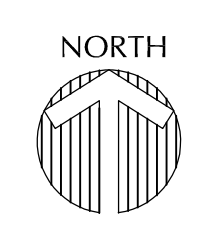
- (A) 2 X 2 ACOUSTICAL TILES @ REFERENCED HEIGHT PROVIDE TILES WITH MINIMUM .55 NRC
 - (B) 2 X 2 ACOUSTICAL VINYL TILES @ REFERENCED HEIGHT PROVIDE TILES WITH MINIMUM .70 NRC (NOT USED)
 - (C) PAINTED GYP. BD. CEILING @ REFERENCED HEIGHT PROVIDE MOISTURE RESISTANT GYP. BD. AT EXTERIOR, IN UNCONDITIONED AREAS & TOILETS & SHOWER ROOMS
 - (D) OPEN TO STRUCTURE ABOVE
 - (E) 6" WIDE TONGUE & GROOVE CYPRESS
- (C 10'-0") DESIGNATES HEIGHT OF CEILING
 (A 11'-0") DESIGNATES MATERIAL OF CEILING

GENERAL REFLECTED CEILING PLAN NOTES:

NOTE 1: ALL SUSPENDED EQUIPMENT AND FIXTURES TO BE PROVIDED WITH ALL MISCELLANEOUS STRUCTURAL BRACING AND SUPPORT REQUIRED.
 NOTE 2: COORDINATE WITH MECHANICAL, PLUMBING, AND ELECTRICAL DRAWINGS.
 NOTE 3: COORDINATE WITH ELECTRICAL DRAWINGS FOR EMERGENCY LIGHTING.
 NOTE 4: SUSPENDED ACOUSTIC CEILING SYSTEMS SHALL BE INSTALLED IN ACCORDANCE WITH THE PROVISIONS OF ASTM 635 & ASTM 636.
 NOTE 5: PROVIDE GYPSUM BOARD INSTALLATIONS IN ACCORDANCE WITH GYPSUM ASSOCIATION SPECIFICATIONS, APPLICATIONS AND FINISHING OF GYPSUM PANEL PRODUCTS ARTICLE GA-216-2010 FOR INSTALLATION OF GYPSUM.
 NOTE 6: SEE INTERIOR ELEVATIONS FOR MISCELLANEOUS TRIM.
 NOTE 7: ALL CLG. HEIGHTS ARE FROM FINISH FLOOR OF RELATED ROOMS, U.N.O.
 NOTE 8: SEE MECHANICAL DRAWINGS FOR REQUIRED ACCESS PANELS (LOCATE AS APPROVED BY ARCHITECT)



1 REFLECTED CEILING PLAN
 SCALE: 1/8" = 1'-0"



2 CEILING BEAM DETAIL
 SCALE: 1 1/2" = 1'-0"

REVISIONS

**HELEN LEHMANN
 MONTVERDE LIBRARY
 17435 5TH STREET
 MONTVERDE, FL 34756**

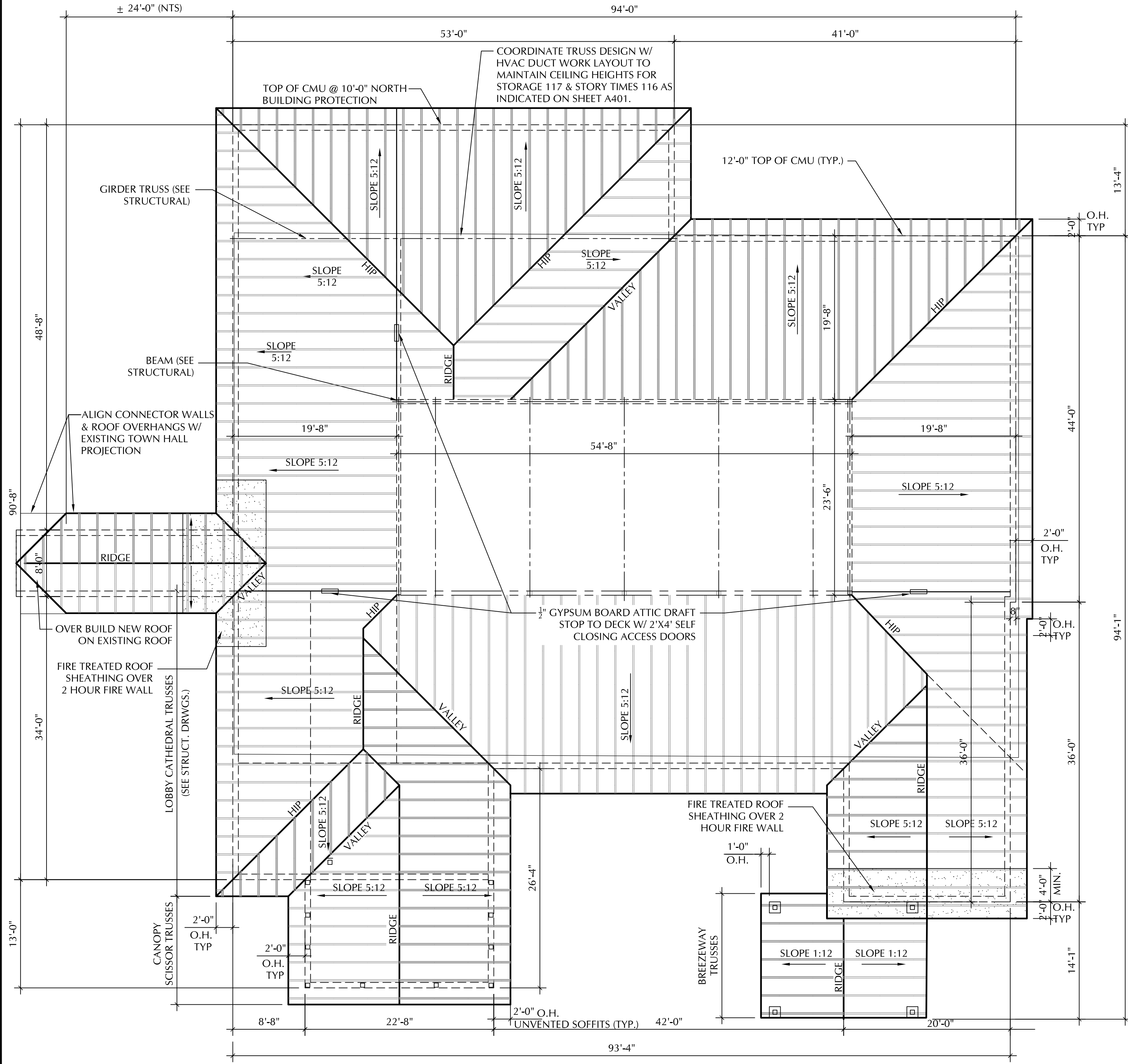
PERMIT SET

**GatorSketch
 ARCHITECTS & PLANNERS**
 A202002310
 1000 EAST HWY 50 SUITE 201A, CLERMONT, FL 34711
 PH: (407) 698-5677 FAX: (888) 958-4814
 Web Site: www.gatorstitch.com

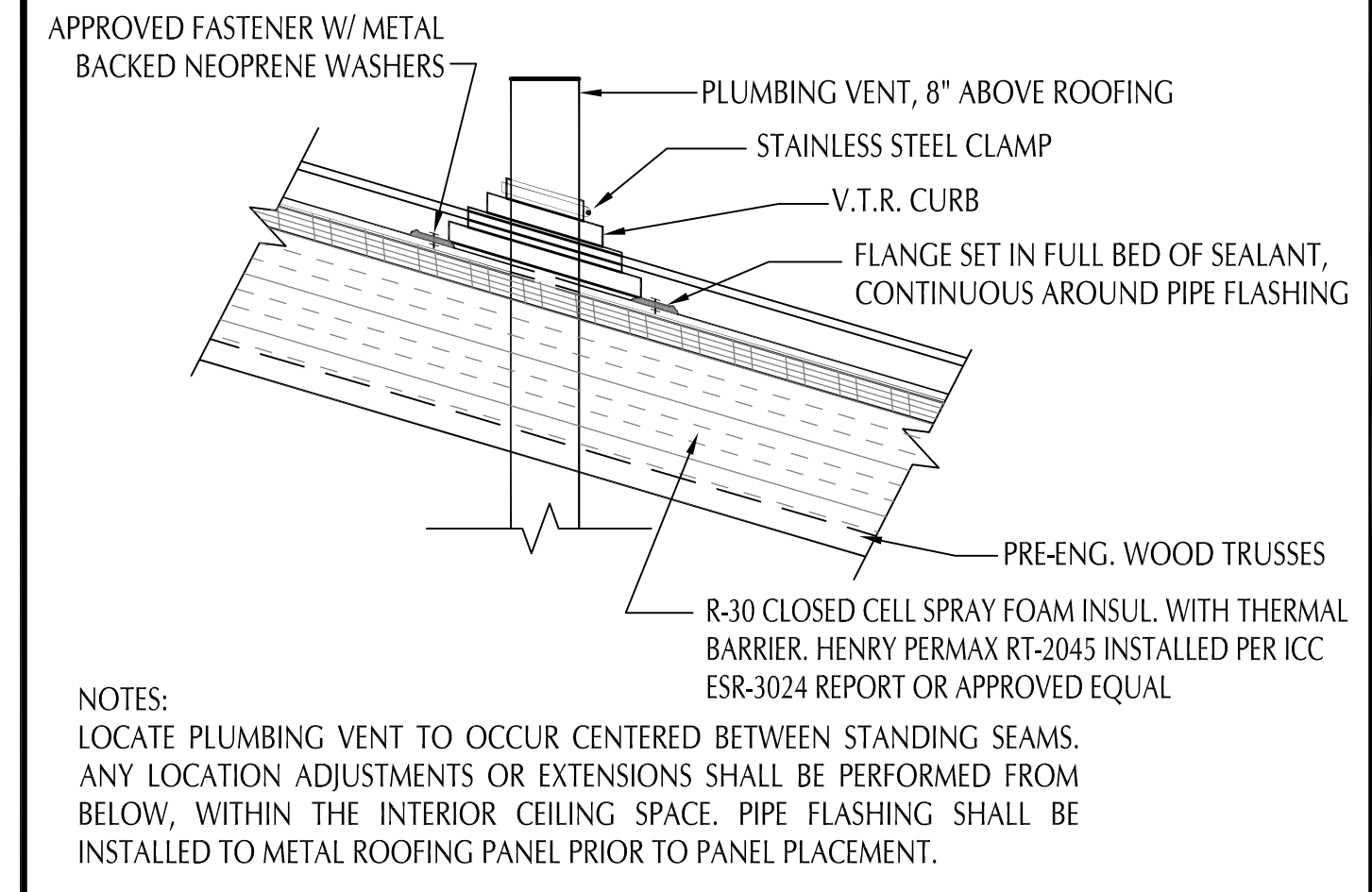
SIGN DATE: 10/30/2023

COPYRIGHT © 2023 GATORSKETCH CORP. THIS DRAWING IS PROTECTED BY COPYRIGHT LAWS OF THE UNITED STATES. NO PART OF THIS DESIGN OR THIS DOCUMENT, INCLUDING ELECTRONIC MEDIA, MAY BE REPRODUCED, TRANSMITTED, COPIED OR OTHERWISE USED FOR CONSTRUCTION PURPOSES WITHOUT EXPRESS WRITTEN PERMISSION OF THE DESIGN PROFESSIONAL. VIOLATORS WILL BE SUBJECT TO LEGAL PROSECUTION TO THE FULLEST EXTENT OF THE LAW.

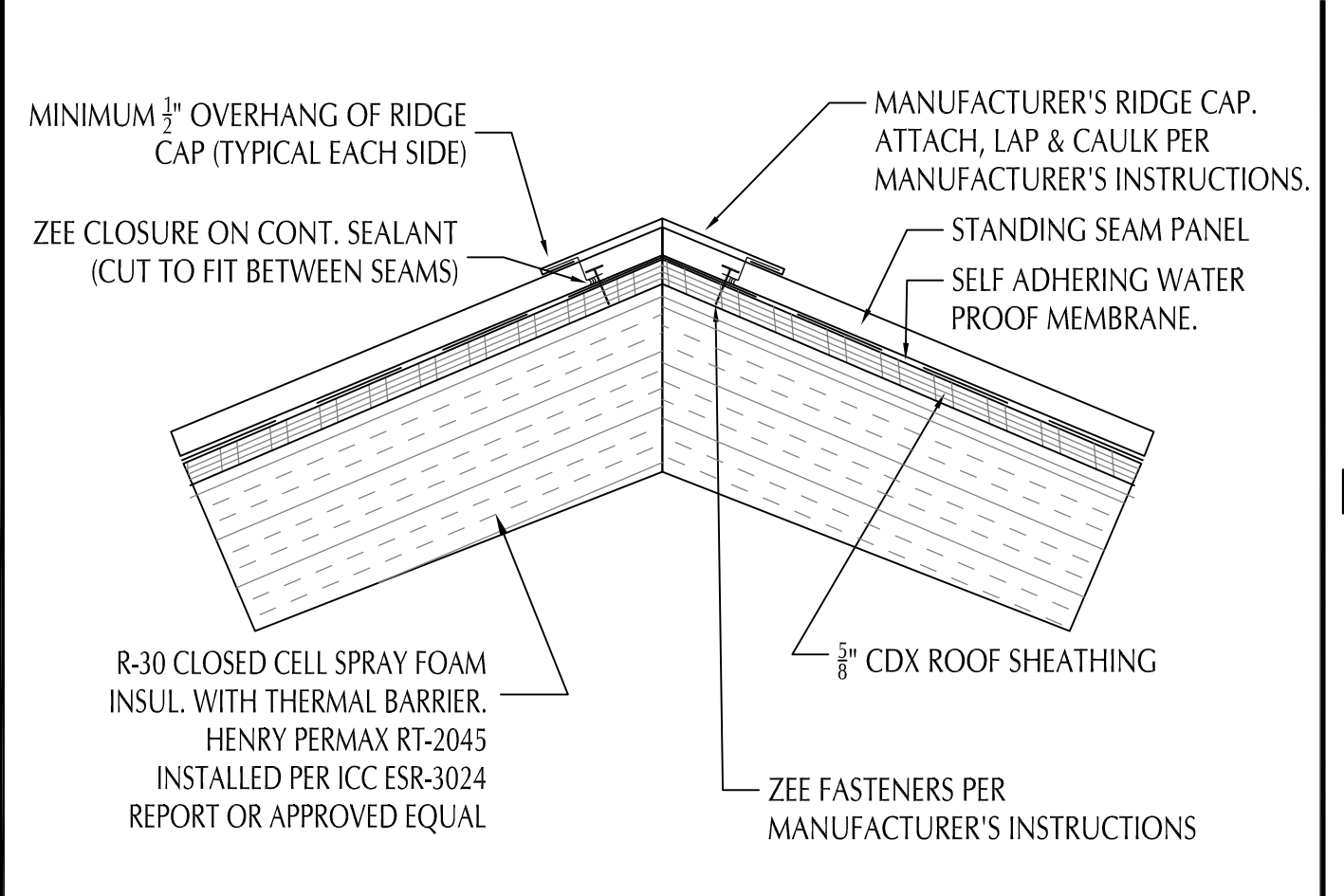
REFLECTED CEILING PLAN
A401
 ISSUE DATE: 9-8-23
 JOB #: GC-22-010



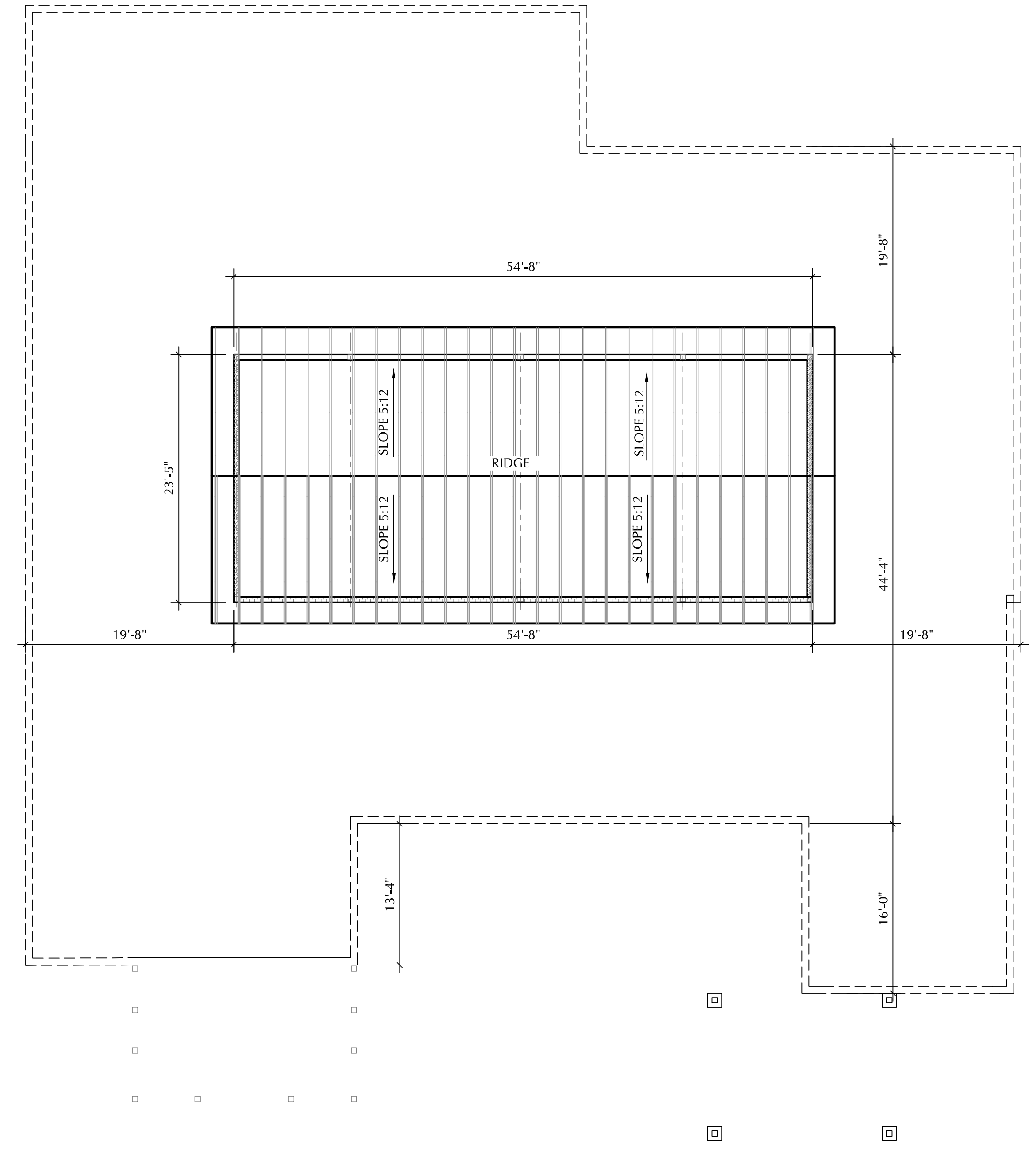
1 ROOF PLAN
 SCALE: 1/8" = 1'-0"
 NORTH



3 PLUMBING VENT STACK
 SCALE: 1 1/2" = 1'-0"
 NOTES:
 LOCATE PLUMBING VENT TO OCCUR CENTERED BETWEEN STANDING SEAMS.
 ANY LOCATION ADJUSTMENTS OR EXTENSIONS SHALL BE PERFORMED FROM BELOW, WITHIN THE INTERIOR CEILING SPACE. PIPE FLASHING SHALL BE INSTALLED TO METAL ROOFING PANEL PRIOR TO PANEL PLACEMENT.

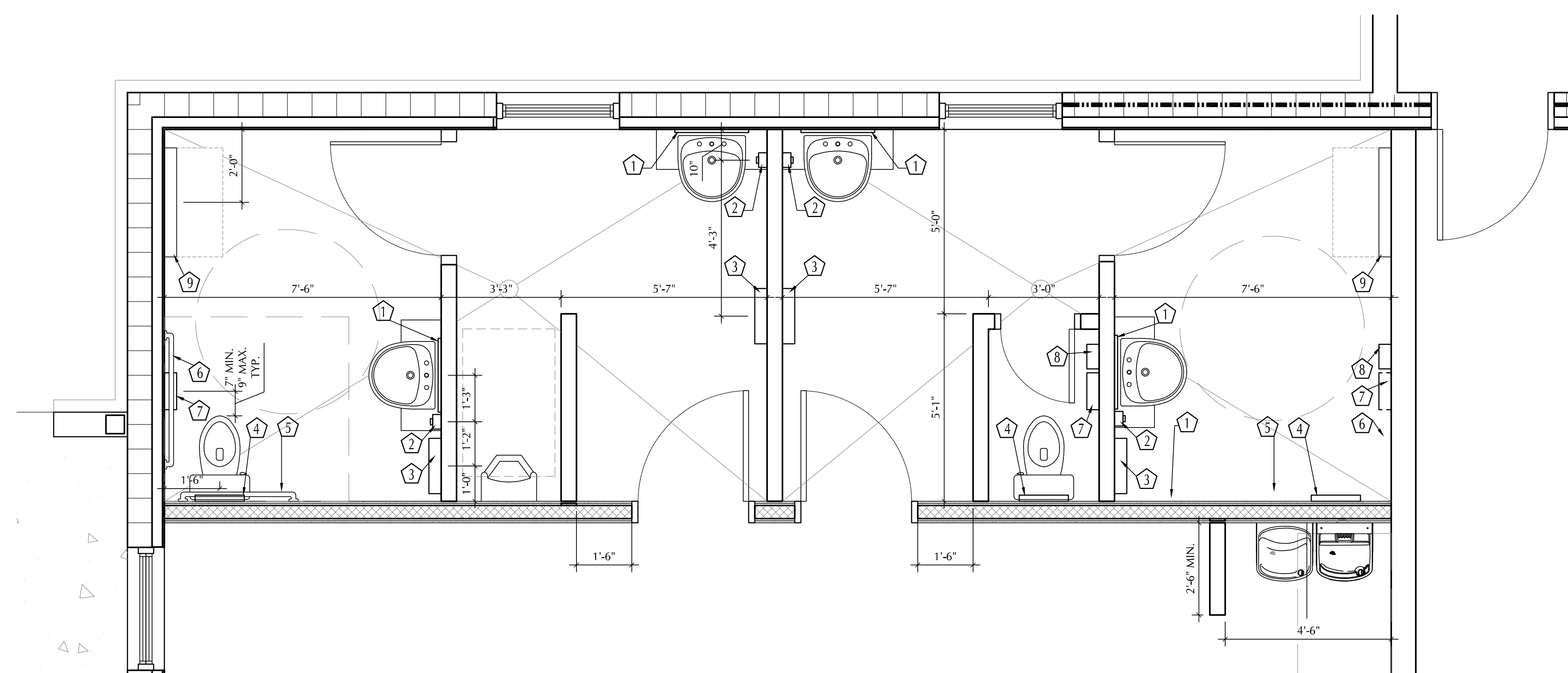


4 RIDGE VENT (TYPICAL)
 SCALE: 1 1/2" = 1'-0"

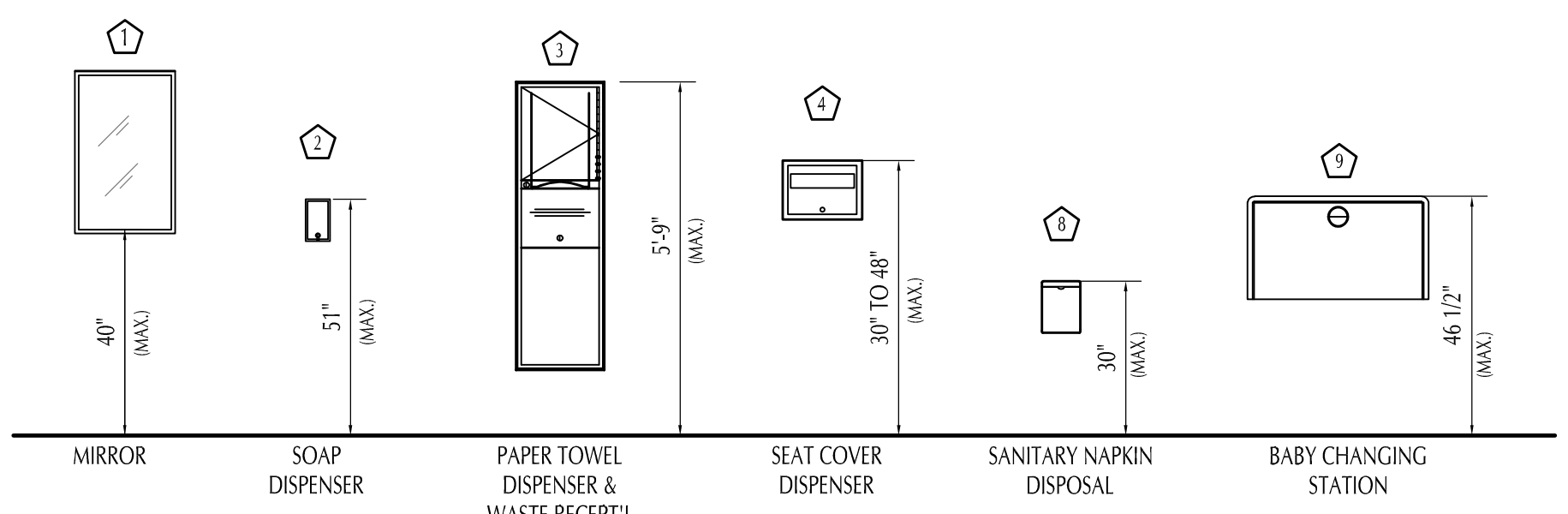


2 CLERESTORY ROOF PLAN
 SCALE: 1/8" = 1'-0"
 NORTH

REVISIONS
HELEN LEHMANN MONTVERDE LIBRARY 17435 5TH STREET MONTVERDE, FL 34756
PERMIT SET
GatorSketch ARCHITECTS & PLANNERS <small>A200002310 1000 EAST HWY 50 SUITE 201A, CLEMONT, FL 34711 PH: (407) 698-5677 FAX: (888) 959-4814 Web Site: www.gatorstskch.com</small>
SIGN DATE 10/30/2023
<small>COPYRIGHT © 2023 GATORSKETCH CORP. THIS DRAWING IS PROTECTED BY COPYRIGHT LAWS OF THE UNITED STATES. NO PART OF THIS DESIGN OR THIS DOCUMENT, INCLUDING ELECTRONIC MEDIA, MAY BE REPRODUCED, TRANSMITTED, COPIED OR OTHERWISE USED FOR CONSTRUCTION PURPOSES WITHOUT EXPRESSED WRITTEN PERMISSION OF THE DESIGN PROFESSIONAL. VIOLATORS WILL BE SUBJECT TO LEGAL PROSECUTION TO THE FULLEST EXTENT OF THE LAW.</small>
ROOF PLAN A501 ISSUE DATE 9-8-23 JOB # GC-22-010



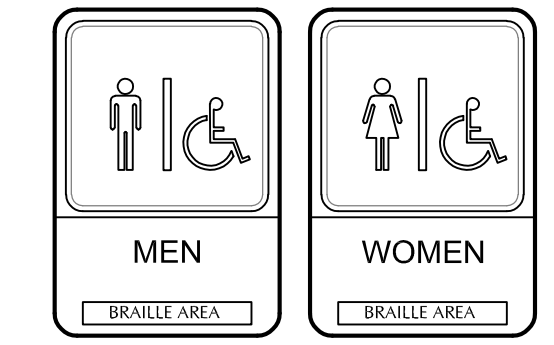
1 ENLARGED RESTROOM PLAN
 A601 SCALE: 1/2" = 1'-0"



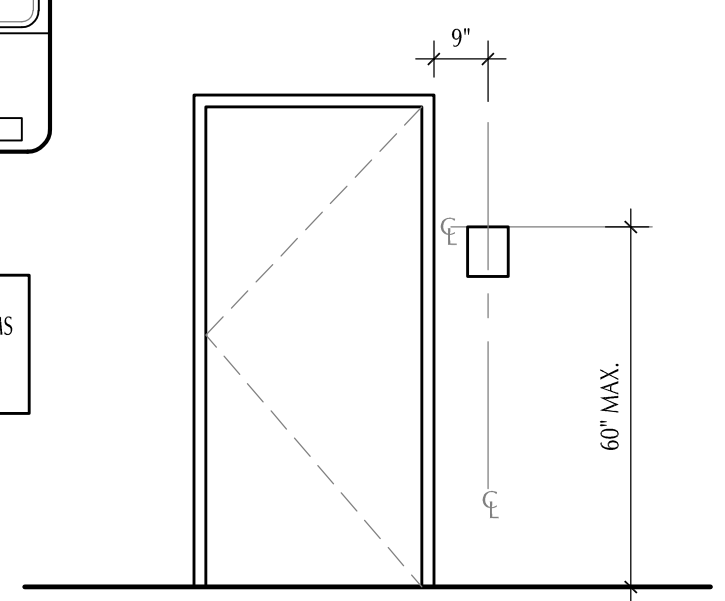
2 A.D.A. TOILET ACCESSORIES CLEARANCE
 A601 SCALE: 3/8" = 1'-0"

TOILET ACCESSORIES					
MARK	DESCRIPTION	MFGR.	MODEL NO.	FURNISHED BY	INSTALLED BY
1	WOOD FRAMED MIRROR 24" x 36"	NOT USED		PROVIDED BY OWNER'S VENDOR	
2	SOAP DISPENSER	NOT USED		PROVIDED BY OWNER'S VENDOR	
3	SURFACE-MOUNTED PAPER TOWEL & WASTE RECEPTACLE	NOT USED		PROVIDED BY OWNER'S VENDOR	
4	SURFACE-MOUNTED SEAT COVER DISPENSER	NOT USED		PROVIDED BY OWNER'S VENDOR	
5	1 1/2" DIA. H.C. GRAB BAR (36" LG.)	BOBRICK	B-5806 x 36	CONTRACTOR	CONTRACTOR
6	1 1/2" DIA. H.C. GRAB BAR (42" LG.)	BOBRICK	B-5806 x 42	CONTRACTOR	CONTRACTOR
7	TOILET PAPER DISPENSER	NOT USED		PROVIDED BY OWNER'S VENDOR	
8	SURFACE-MOUNTED SANITARY NAPKIN DISPOSAL	NOT USED		PROVIDED BY OWNER'S VENDOR	
9	BABY CHANGING TABLE	KOALA	KB110-SSWM	CONTRACTOR	CONTRACTOR

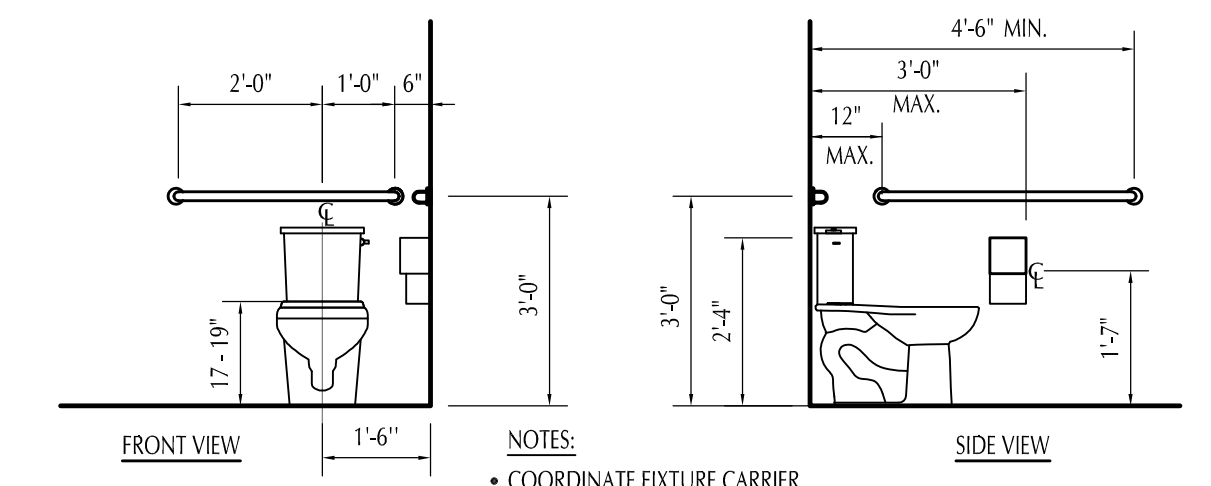
NOTE: MOUNT PER A.D.A. REQUIREMENTS AND MANUFACTURER SPECIFICATIONS. (SEE FLOOR PLANS FOR OTHER ACCESSORIES LOCATIONS)



NOTES:
 PROVIDE INTERIOR SIGNAGE FOR ALL ROOMS
 BASIS OF DESIGN: ANDCO INDUSTRIES CO.
 MATCH EXISTING

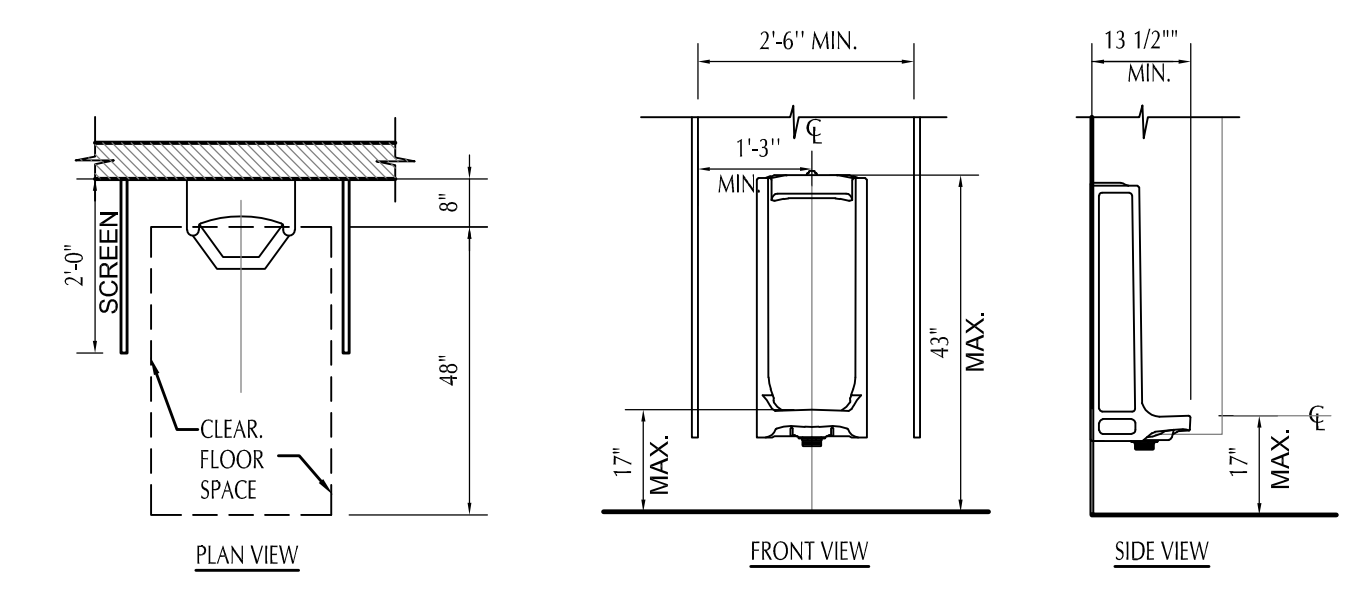


3 A.D.A. INTERNATIONAL SYMBOLS
 A601 SCALE: 3/8" = 1'-0" (TYPICAL)

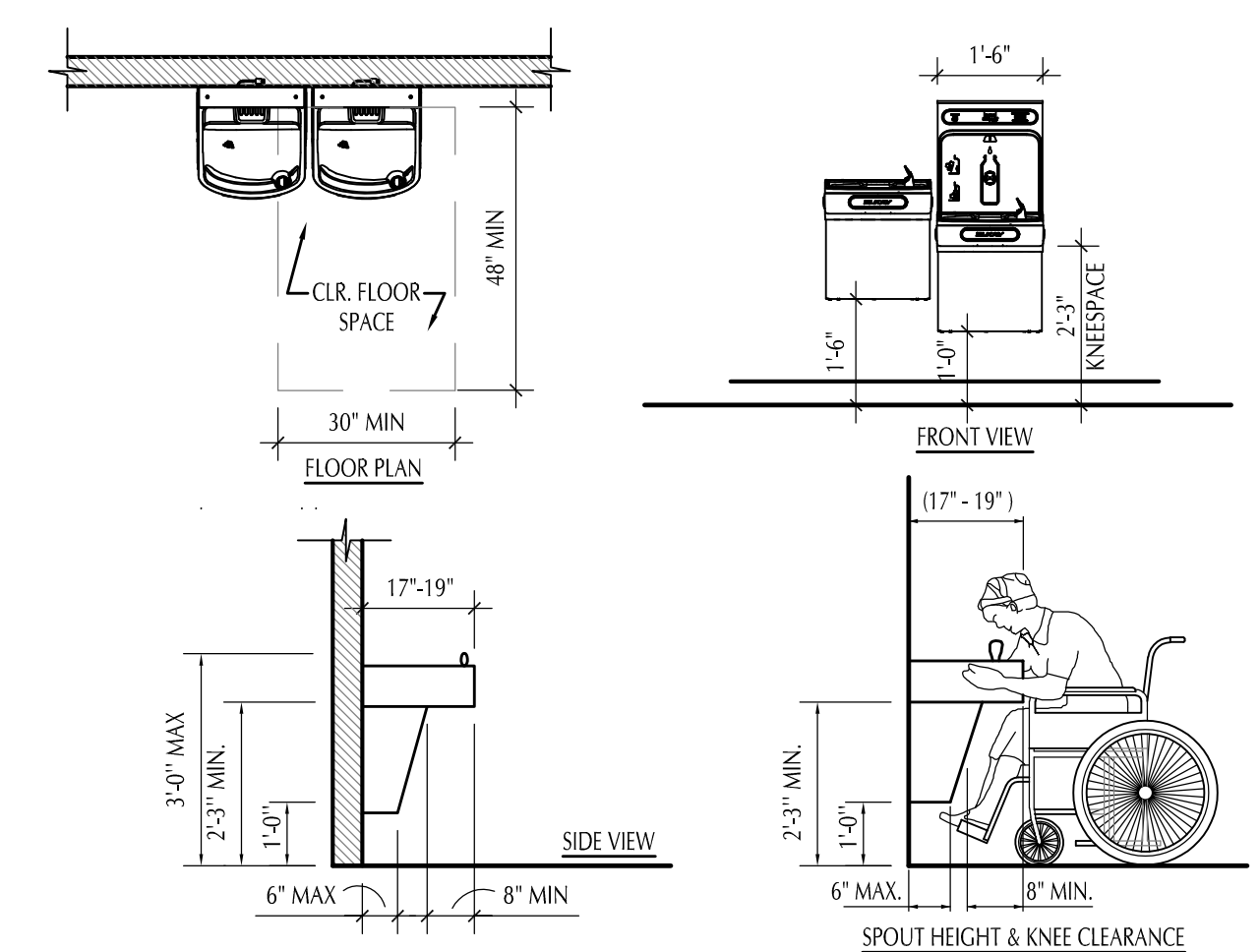


NOTES:
 • COORDINATE FIXTURE CARRIER WITH WALL TYPE & THICKNESS
 • SEE TOILET ACCESSORIES SCHEDULE FOR TOILET ACCESSORY AND MANUFACTURER.

4 A.D.A. TANK WC
 A601 SCALE: 3/8" = 1'-0" (TYPICAL)



5 A.D.A. URINAL
 A601 SCALE: 3/8" = 1'-0" (TYPICAL)



6 A.D.A. DRINK FOUNTAIN
 A601 SCALE: 3/8" = 1'-0" (TYPICAL)

REVISIONS

**HELEN LEHMANN
 MONTVERDE LIBRARY
 17435 5TH STREET
 MONTVERDE, FL 34756**

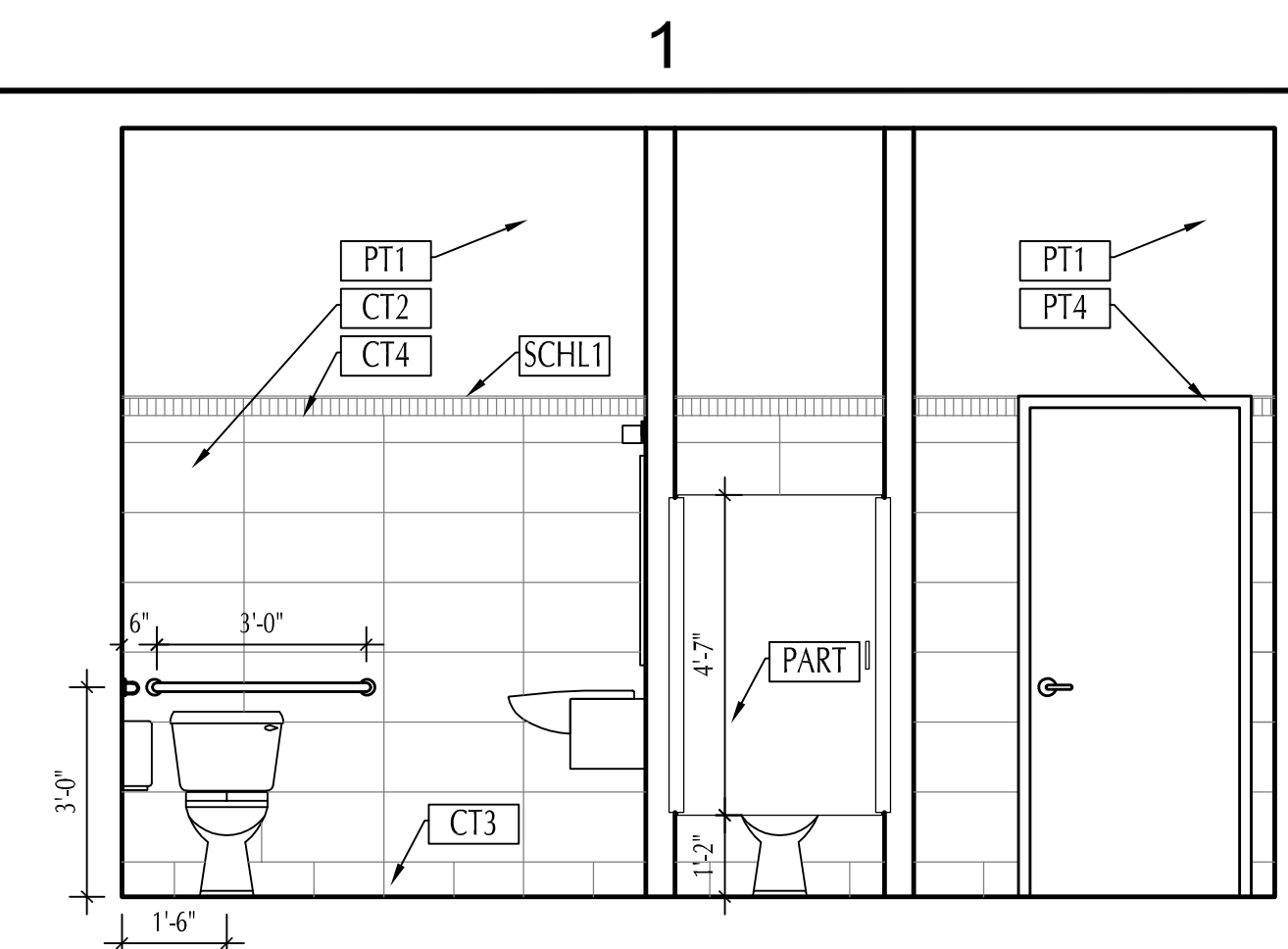
PERMIT SET

GatorSketch
 ARCHITECTS & PLANNERS
 A200002310
 1000 EAST HWY 50 SUITE 201A, CLEMONT, FL 34711
 PH: (407) 698-5677 FAX: (888) 959-4814
 Web Site: www.gatorsketch.com

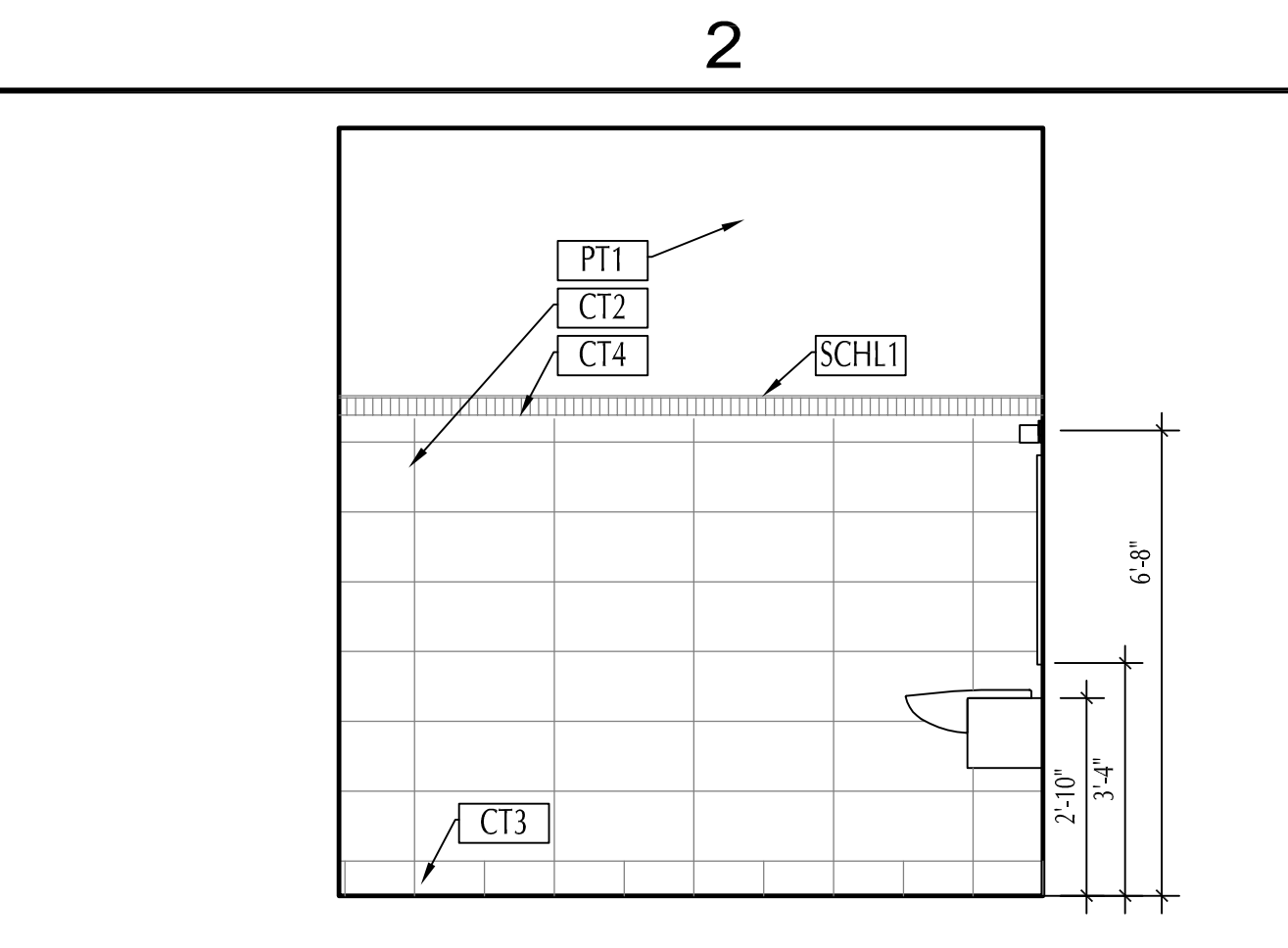
STATE OF FLORIDA
 REGISTERED ARCHITECT
 10/30/2023

COPYRIGHT © 2023
 GATORSKETCH CORP.
 THIS DRAWING IS PROTECTED BY
 COPYRIGHT LAWS OF THE
 UNITED STATES. NO PART OF THIS
 DESIGN OR THIS DOCUMENT
 INCLUDING ELECTRONIC MEDIA,
 MAY BE REPRODUCED,
 TRANSMITTED, COPIED OR
 OTHERWISE USED FOR
 CONSTRUCTION PURPOSES
 WITHOUT EXPRESSED WRITTEN
 PERMISSION OF THE DESIGN
 PROFESSIONAL. VIOLATORS WILL
 BE SUBJECT TO LEGAL
 PROSECUTION TO THE FULLEST
 EXTENT OF THE LAW

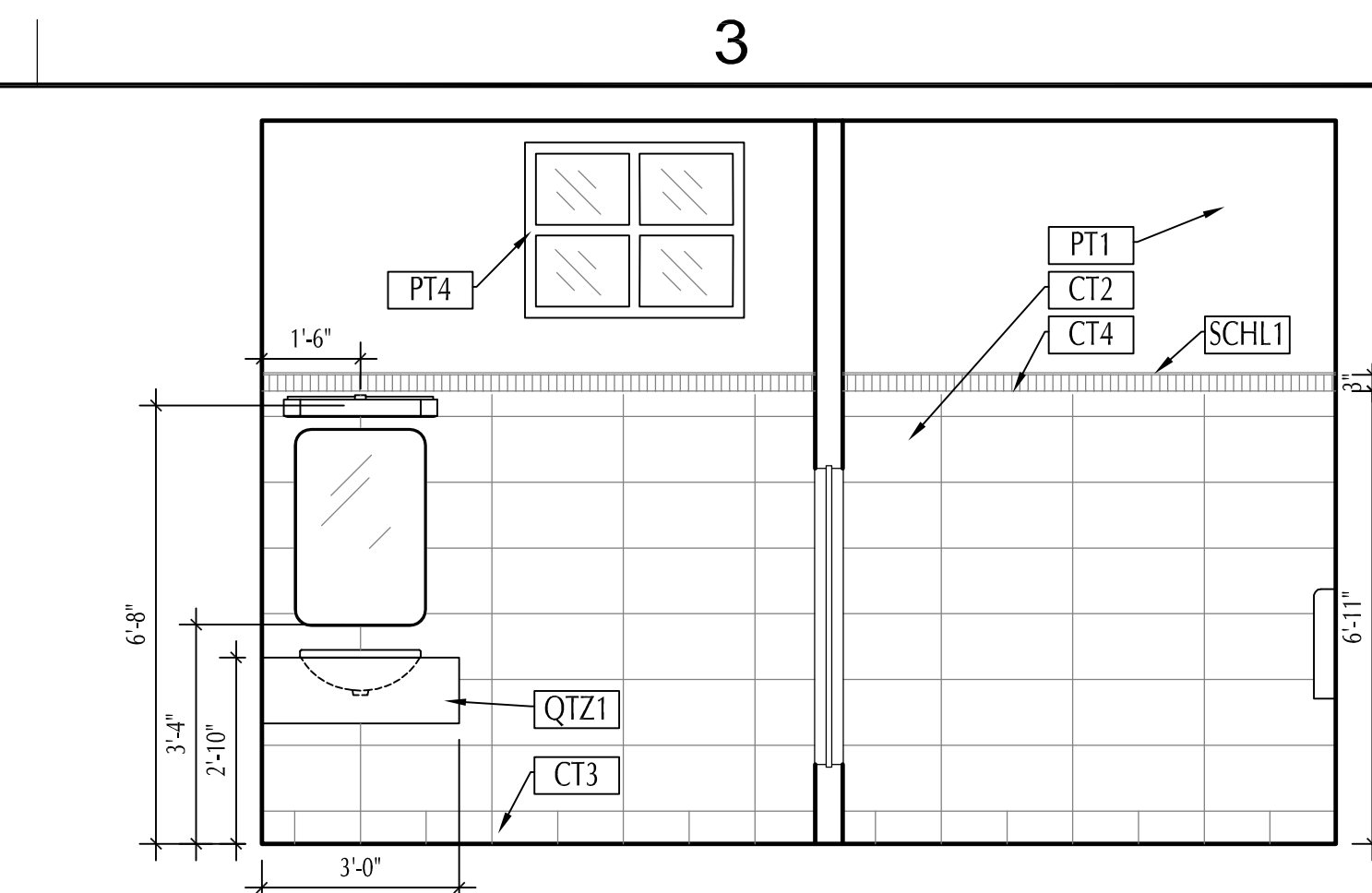
**ENLARGED
 TOILET RM.
 PLANS / DETAILS
 A601**
 ISSUE DATE 9-8-23
 JOB # GC-22-010



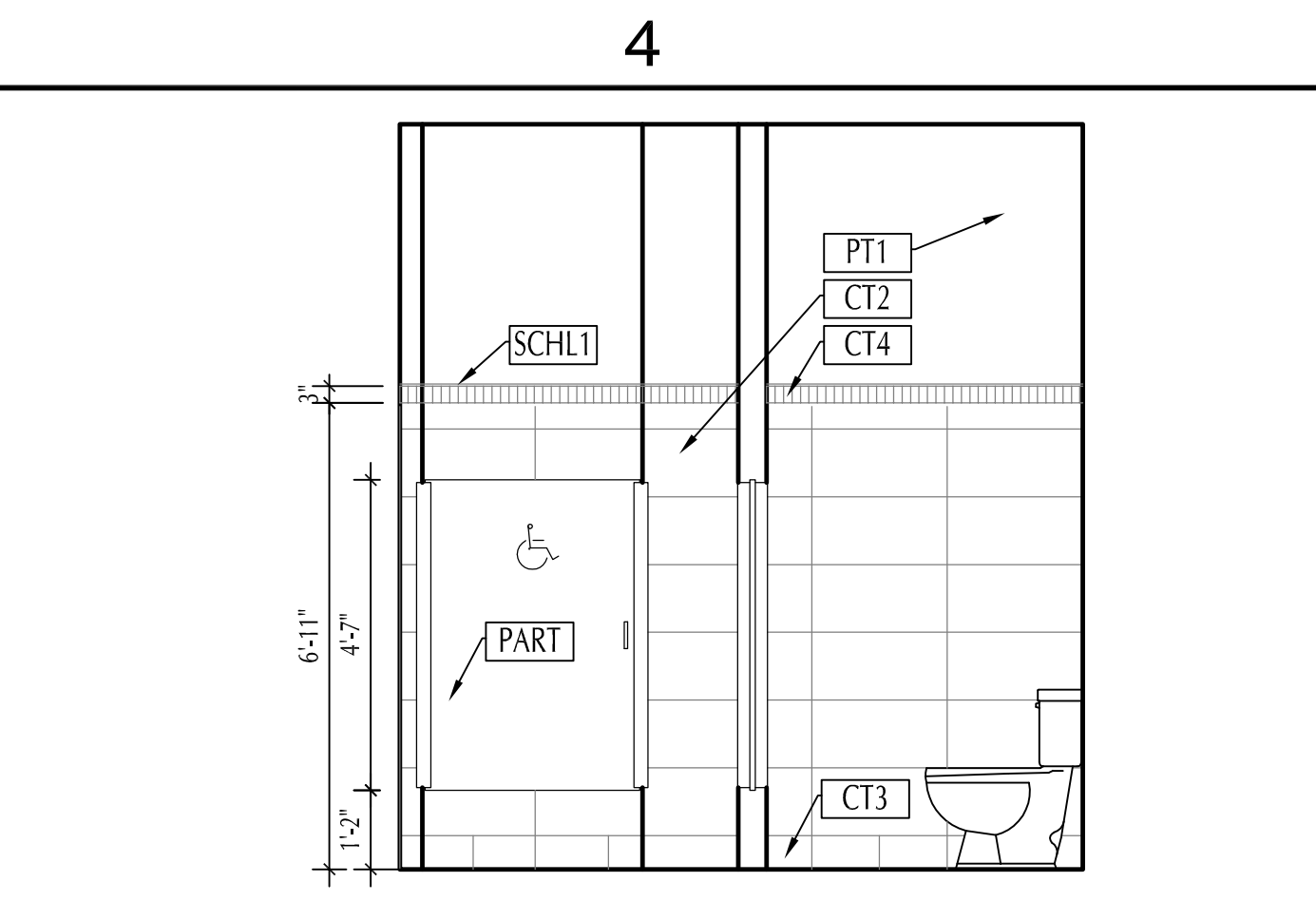
1 WOMENS RESTROOM
A602 SCALE: 3/8" = 1'-0"



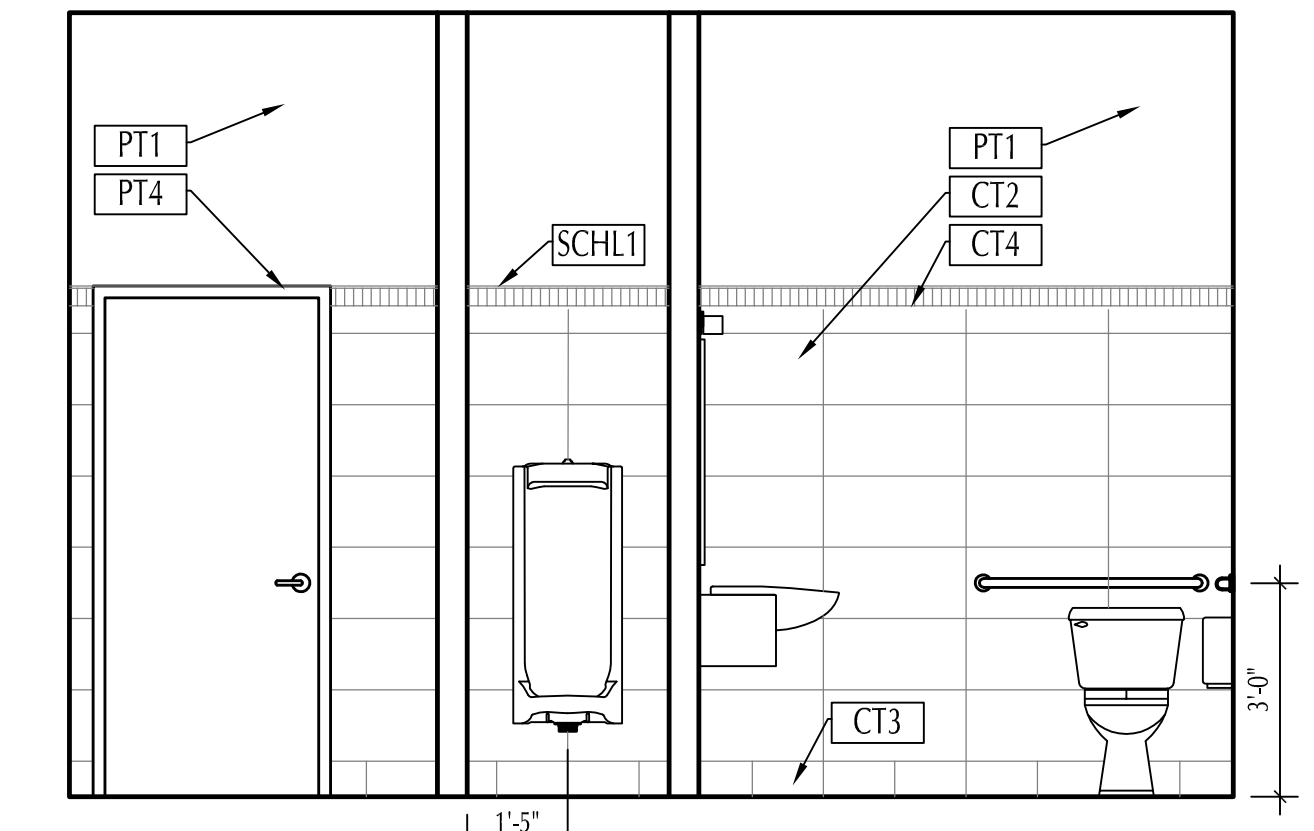
2 WOMENS RESTROOM
A602 SCALE: 3/8" = 1'-0"



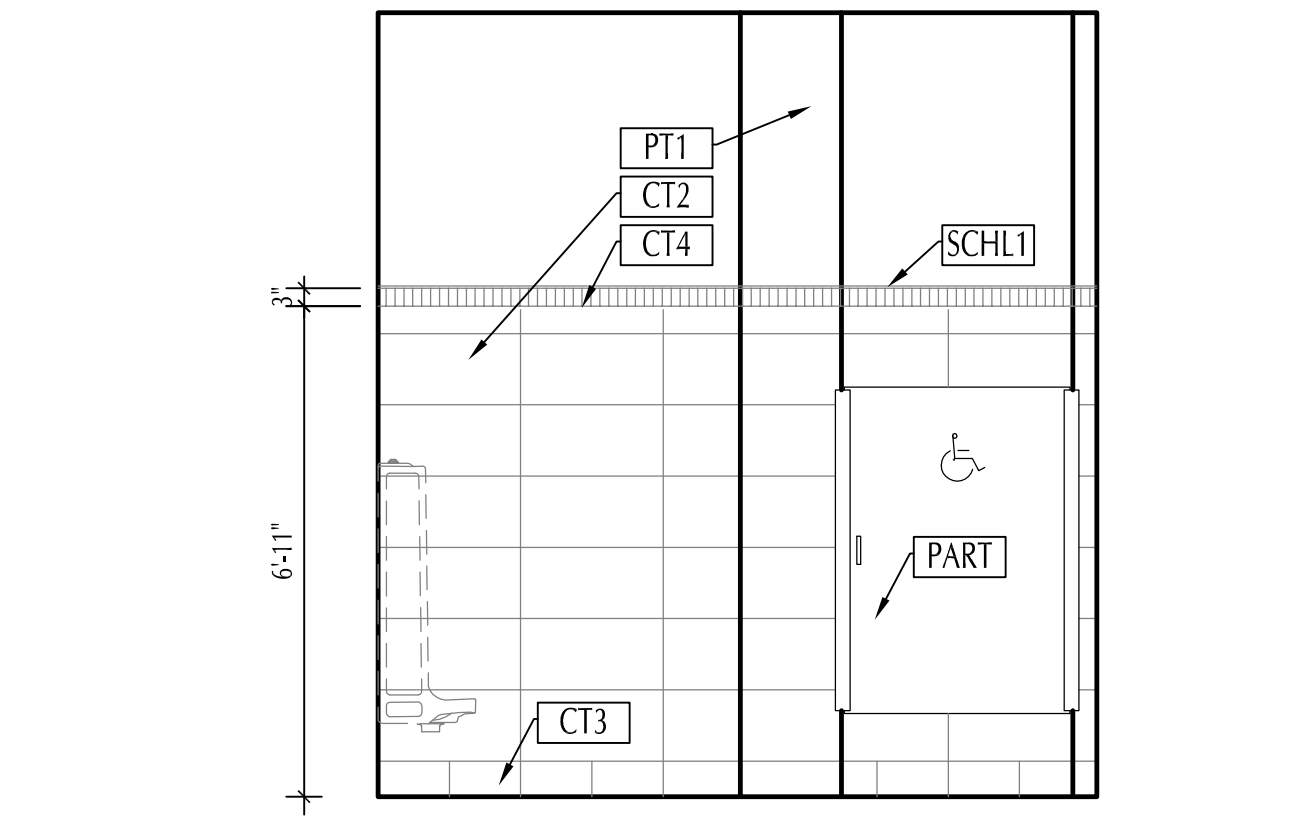
3 WOMENS RESTROOM
A602 SCALE: 3/8" = 1'-0"



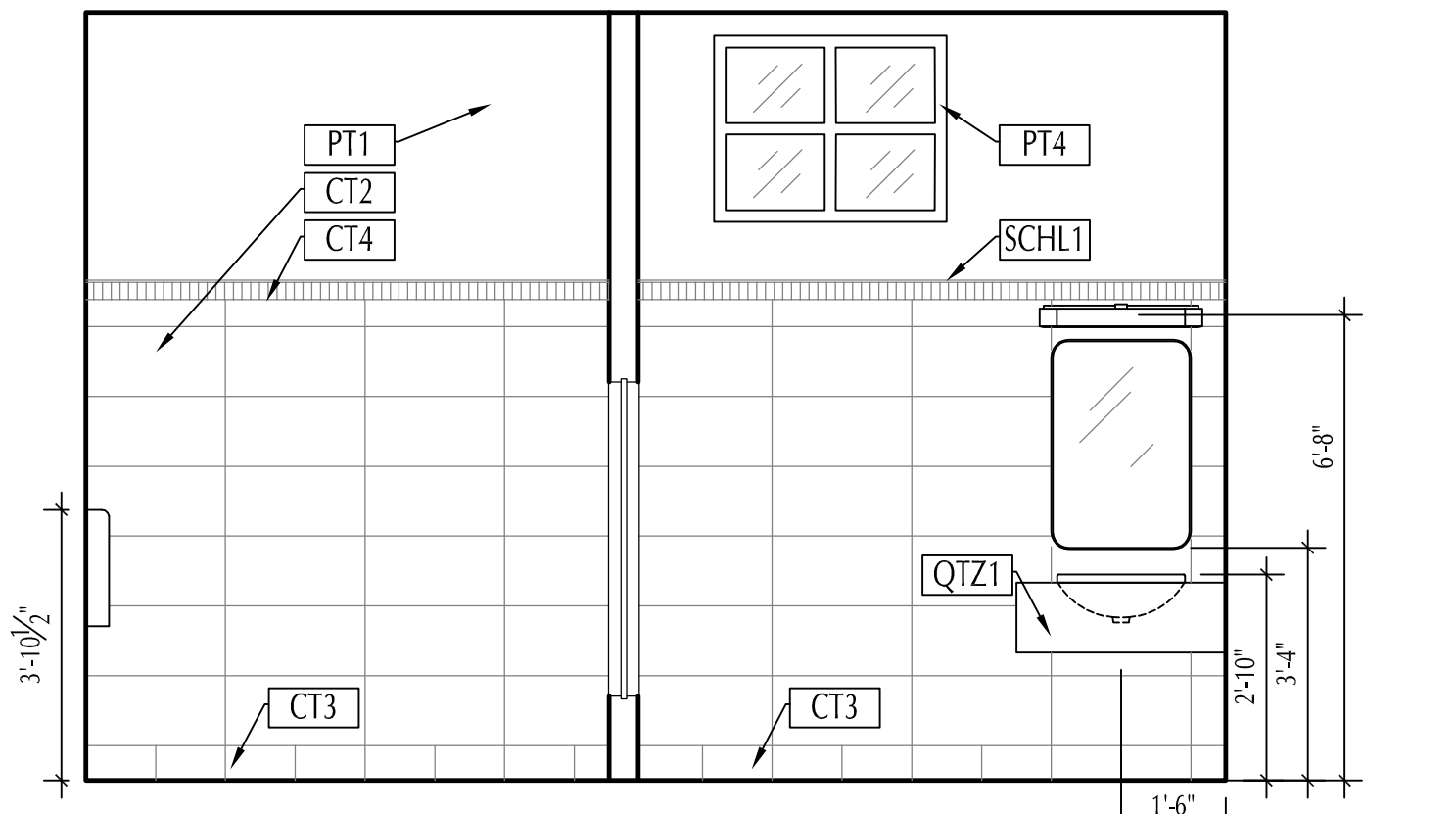
4 WOMENS RESTROOM
A602 SCALE: 3/8" = 1'-0"



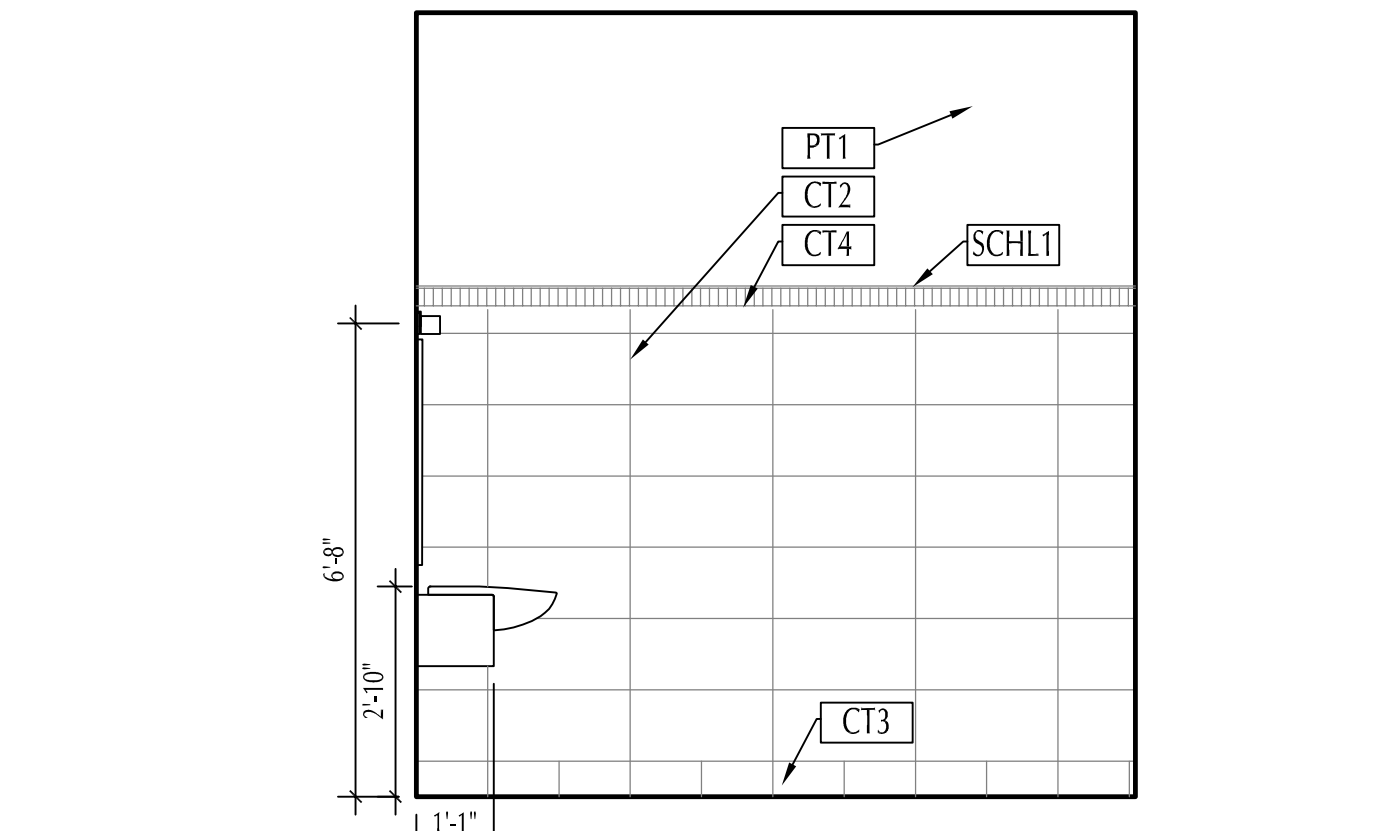
5 MENS RESTROOM
A602 SCALE: 3/8" = 1'-0"



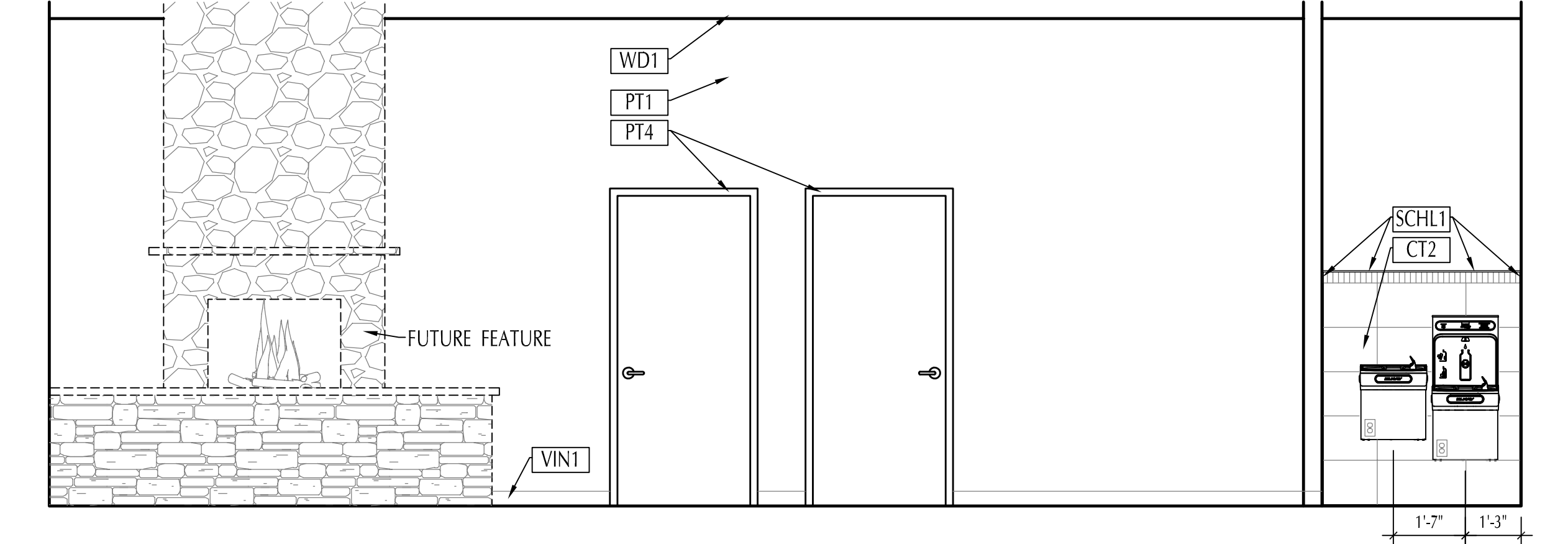
6 MENS RESTROOM
A602 SCALE: 3/8" = 1'-0"



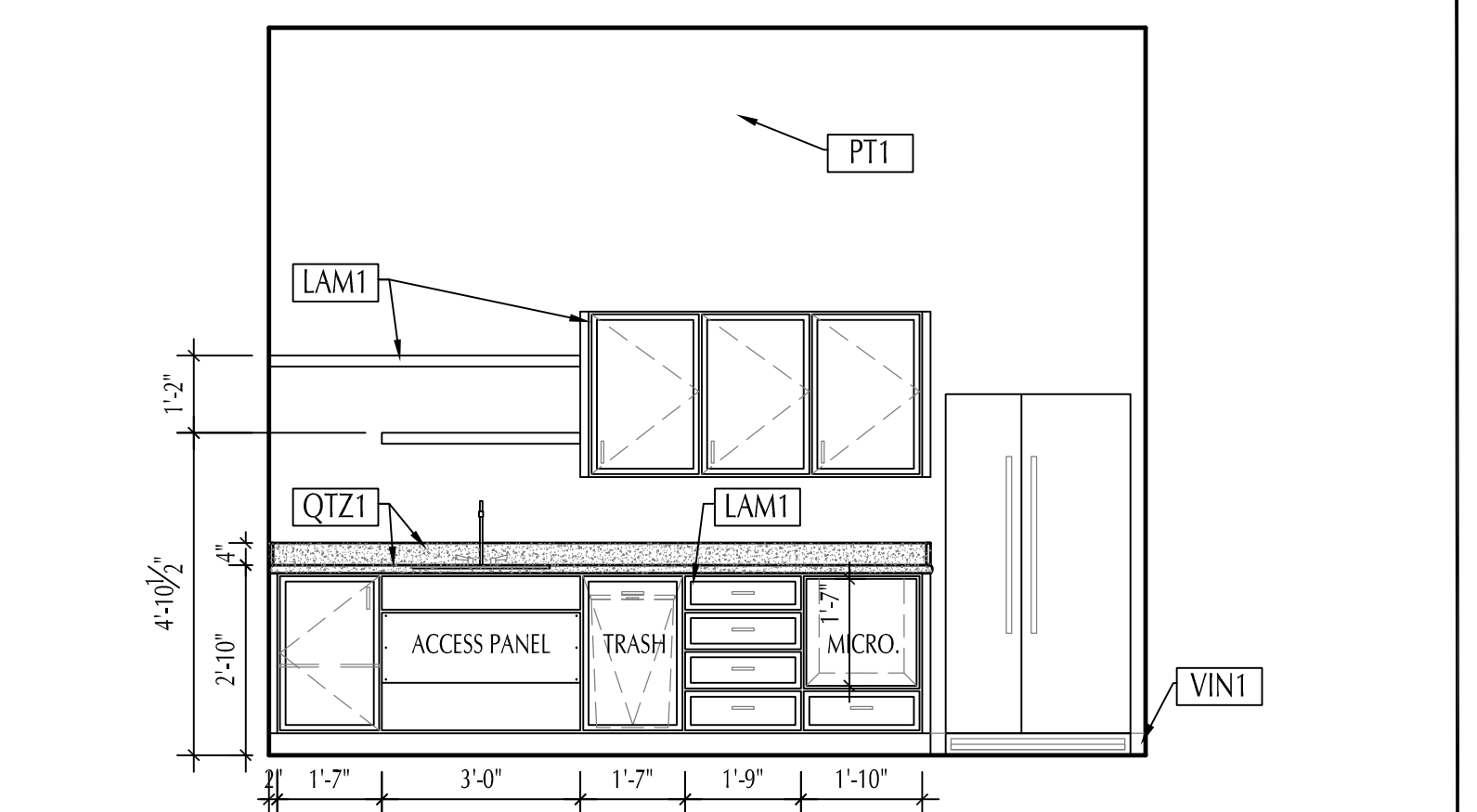
7 MENS RESTROOM
A602 SCALE: 3/8" = 1'-0"



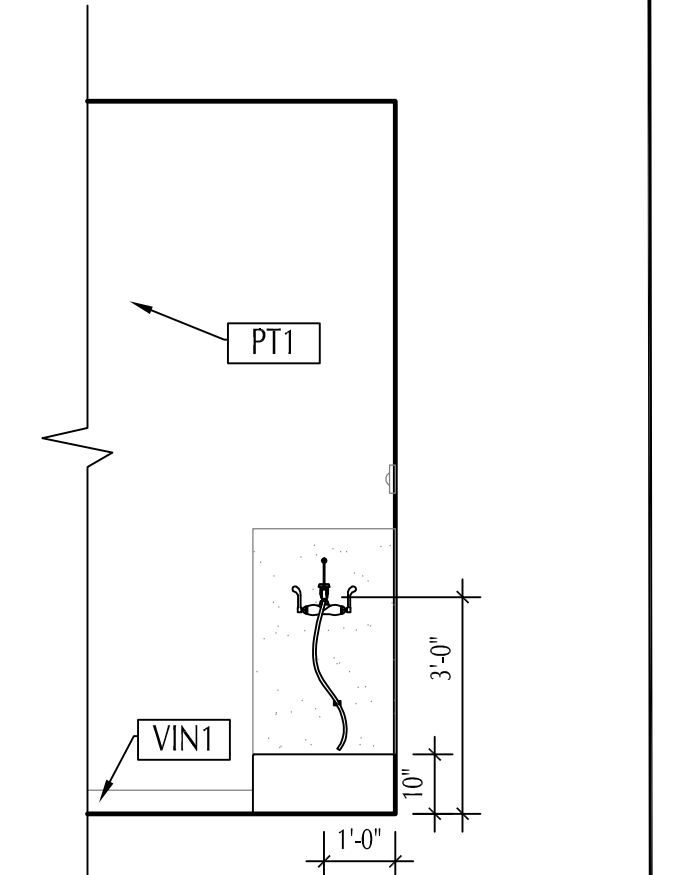
8 MENS RESTROOM
A602 SCALE: 3/8" = 1'-0"



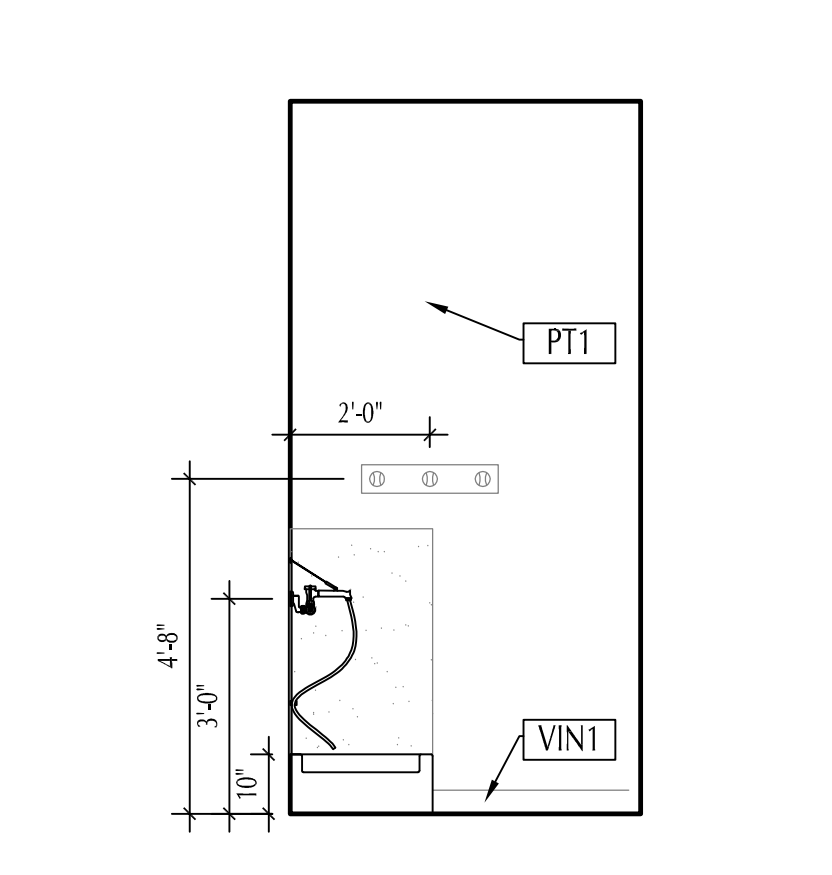
9 DRINKING FOUNTAIN
A602 SCALE: 3/8" = 1'-0"



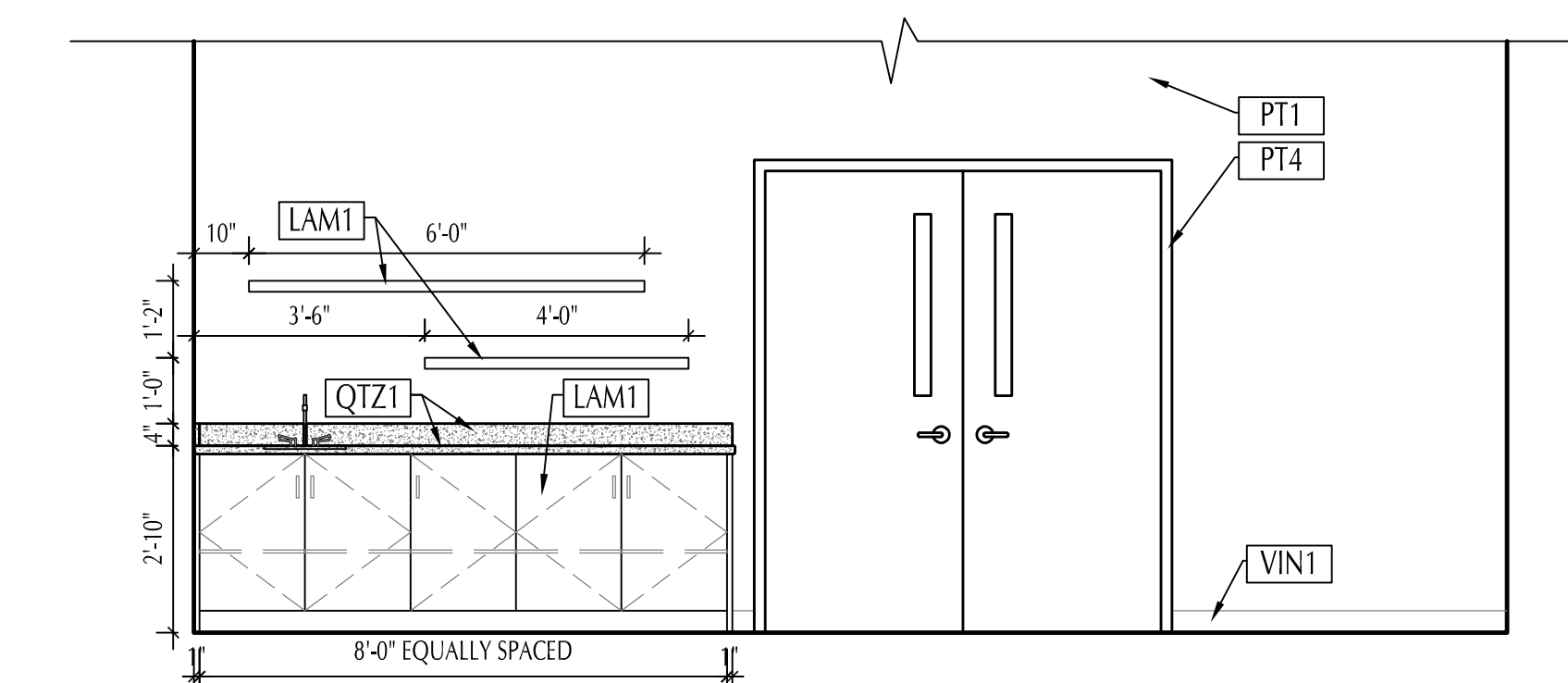
10 BREAKROOM
A602 SCALE: 3/8" = 1'-0"



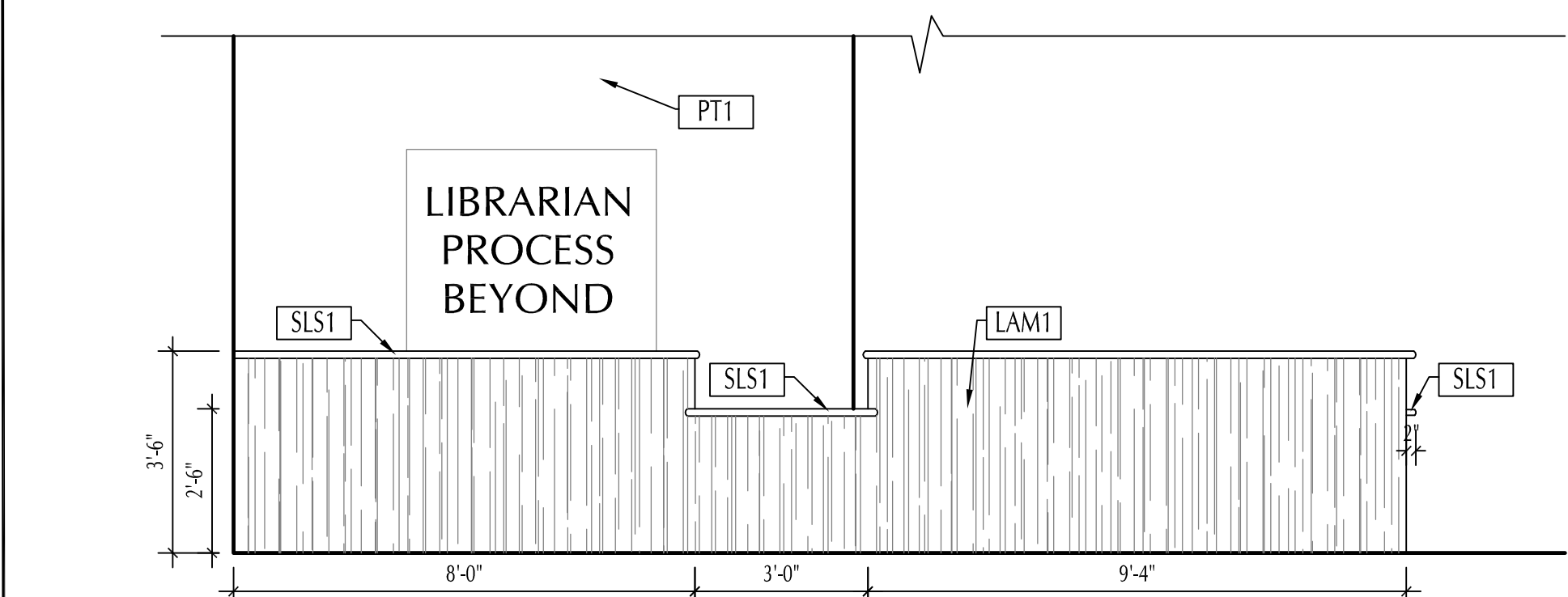
11 JANITOR
A602 SCALE: 3/8" = 1'-0"



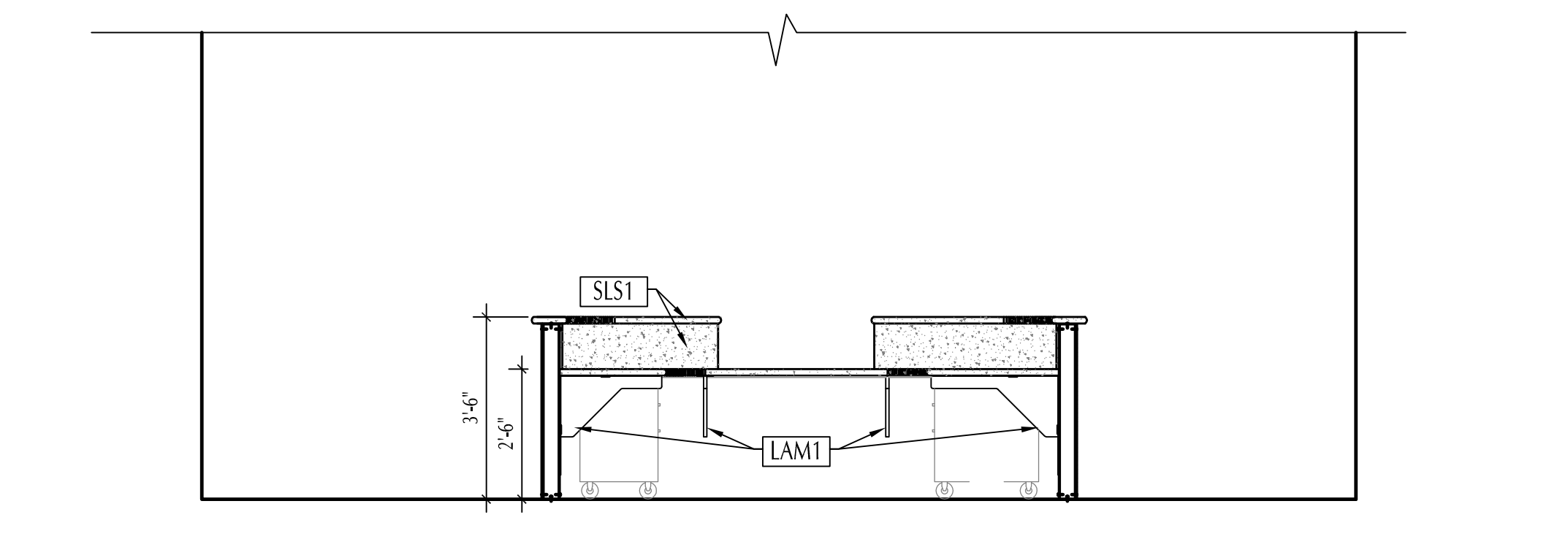
12 JANITOR
A602 SCALE: 3/8" = 1'-0"



13 MULTI-PURPOSE ROOM
A602 SCALE: 3/8" = 1'-0"



14 CIRCULATION DESK
A602 SCALE: 3/8" = 1'-0"



15 CIRCULATION DESK
A602 SCALE: 3/8" = 1'-0"

REVISIONS

HELEN LEHMAN
MONTVERDE LIBRARY
17435 5TH STREET
MONTVERDE, FL 34756

PERMIT SET

GatorSketch
ARCHITECTS & PLANNERS
A200002310
1000 EAST HWY 50 SUITE 201A, CLERMONT, FL 34711
PH: (407) 608-8877 FAX: (888) 598-4814
Web Site: www.gatorsketch.com

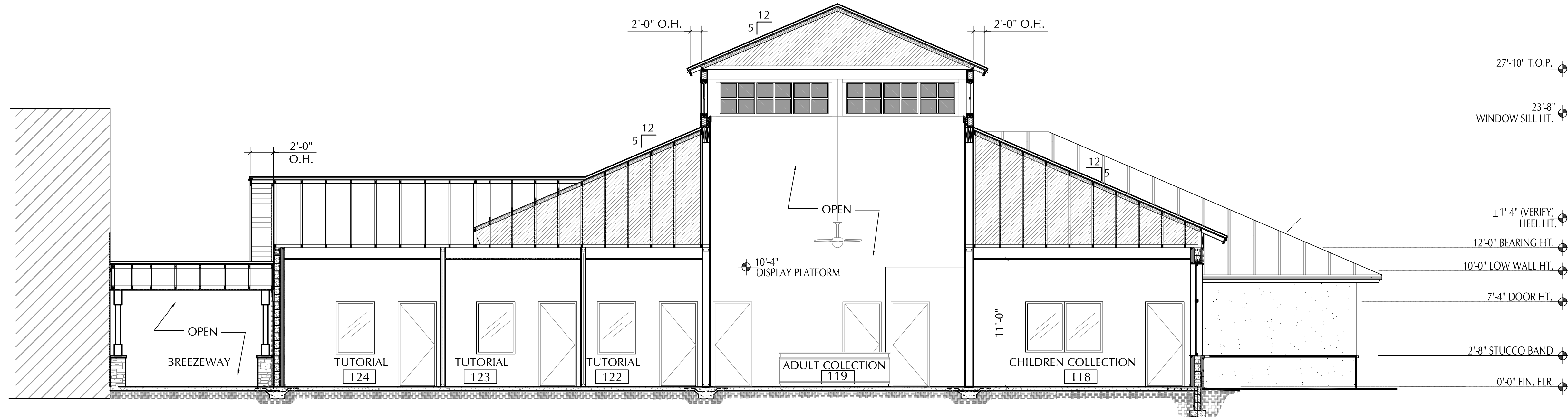
STATE OF FLORIDA
REGISTERED ARCHITECT
A00015233
H. LEHMAN

10/30/2023

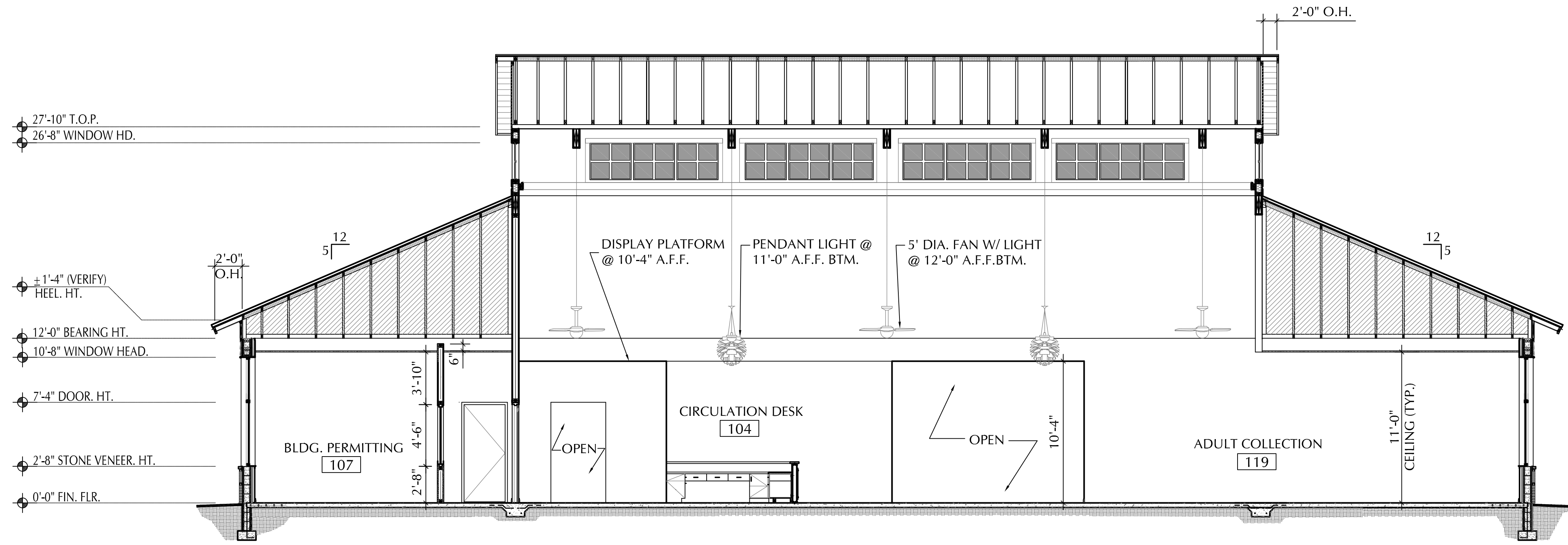
COPYRIGHT © 2023
GATORSKETCH CORP.
THIS DRAWING IS PROTECTED BY
COPYRIGHT LAWS OF THE
UNITED STATES. NO PART OF THIS
DESIGN OR THE DOCUMENT
INCLUDING ELECTRONIC MEDIA,
MAY BE REPRODUCED,
TRANSCRIBED, COPIED OR
OTHERWISE USED FOR
CONSTRUCTION PURPOSES
WITHOUT EXPRESS WRITTEN
PERMISSION OF THE DESIGN
PROFESSIONAL. VIOLATORS WILL
BE SUBJECT TO LEGAL
PROSECUTION TO THE FULLEST
EXTENT OF THE LAW.

INTERIOR
ELEVATIONS
A602
ISSUE
DATE 9-8-23

JOB #: GC-22-010



1 BUILDING SECTION
 A701 SCALE: 3/16" = 1'-0"



2 BUILDING SECTION
 A701 SCALE: 3/16" = 1'-0"

REVISIONS

**HELEN LEHMANN
 MONTVERDE LIBRARY**
 17435 5TH STREET
 MONTVERDE, FL 34756

PERMIT SET

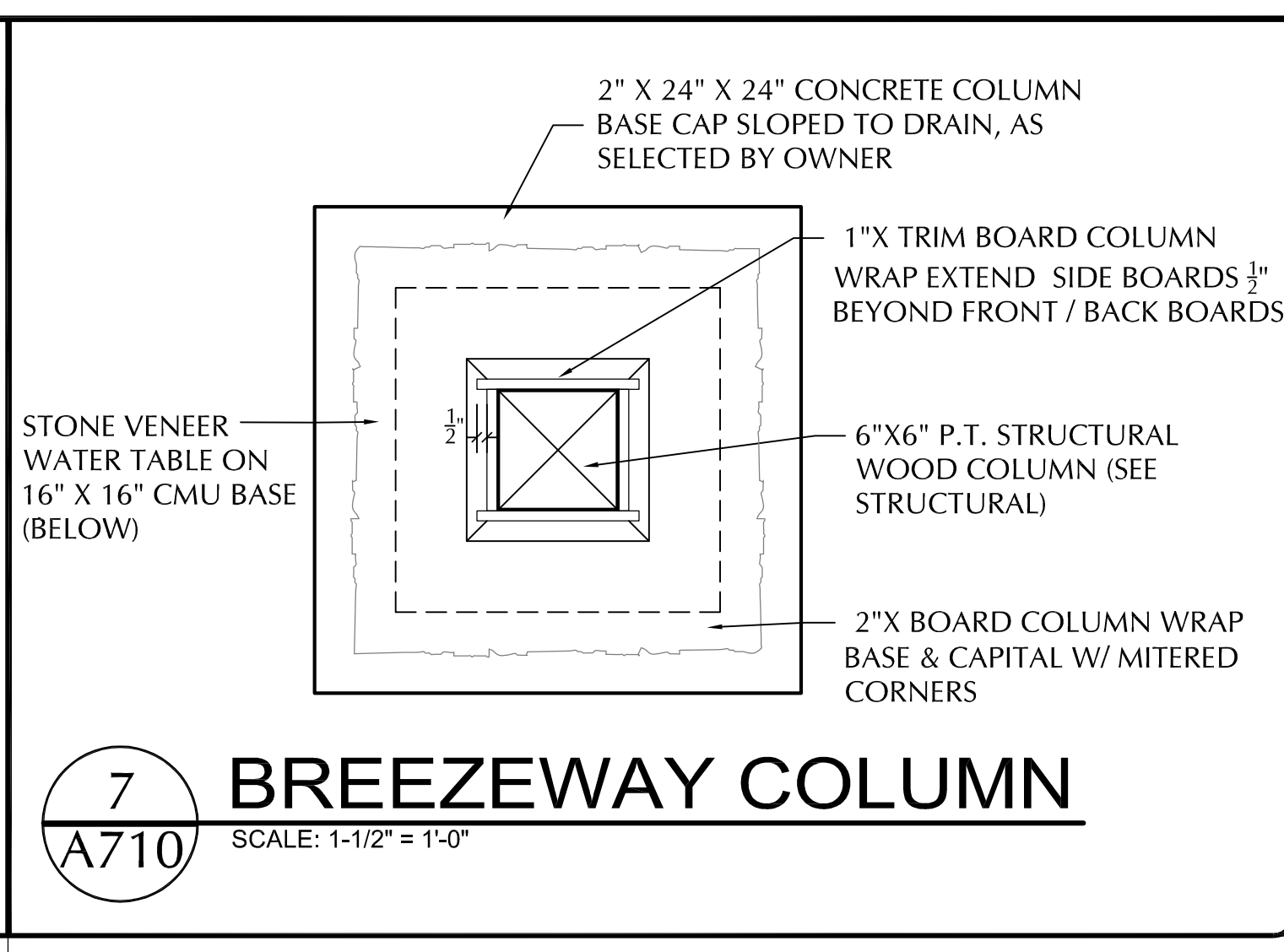
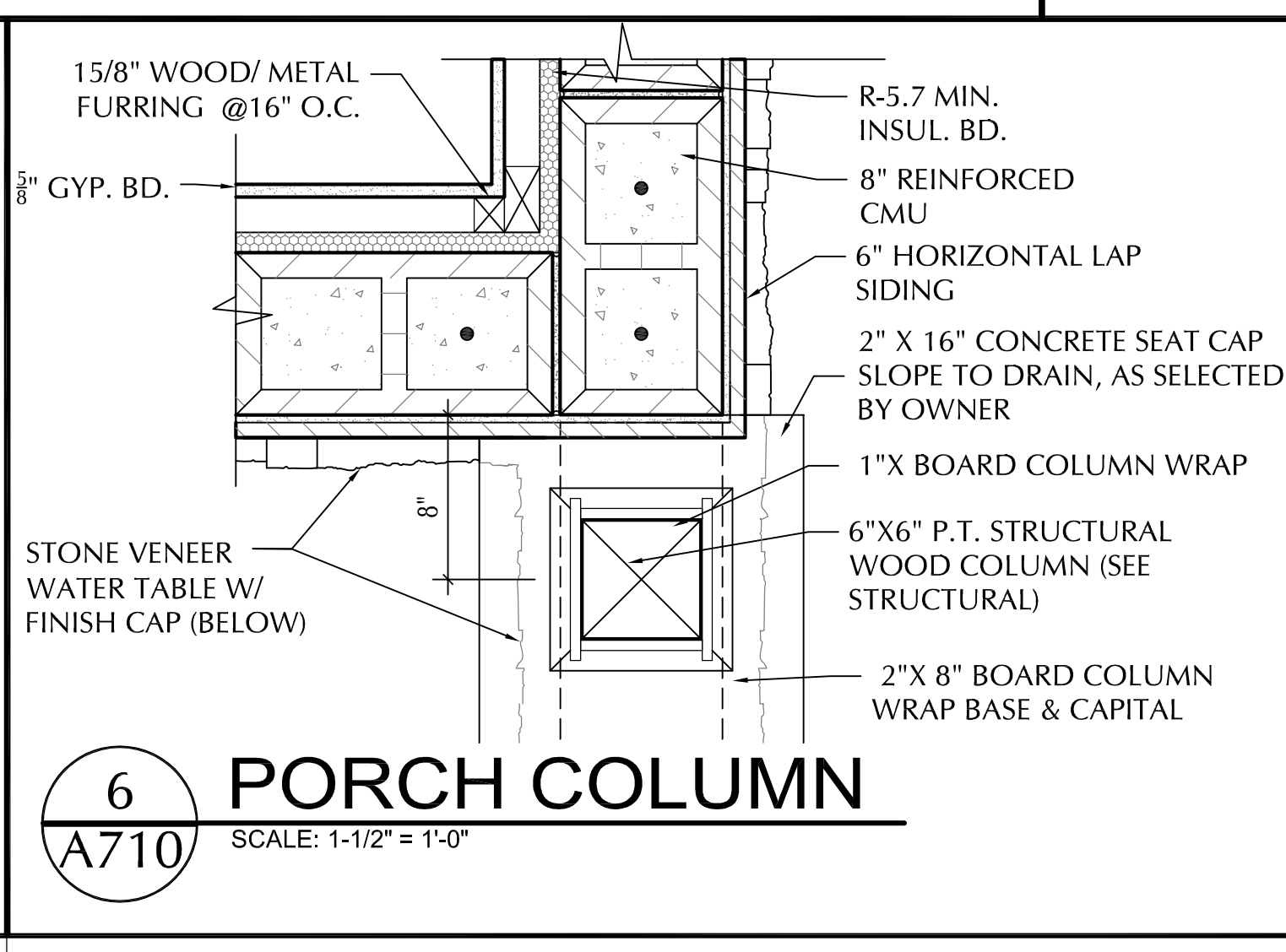
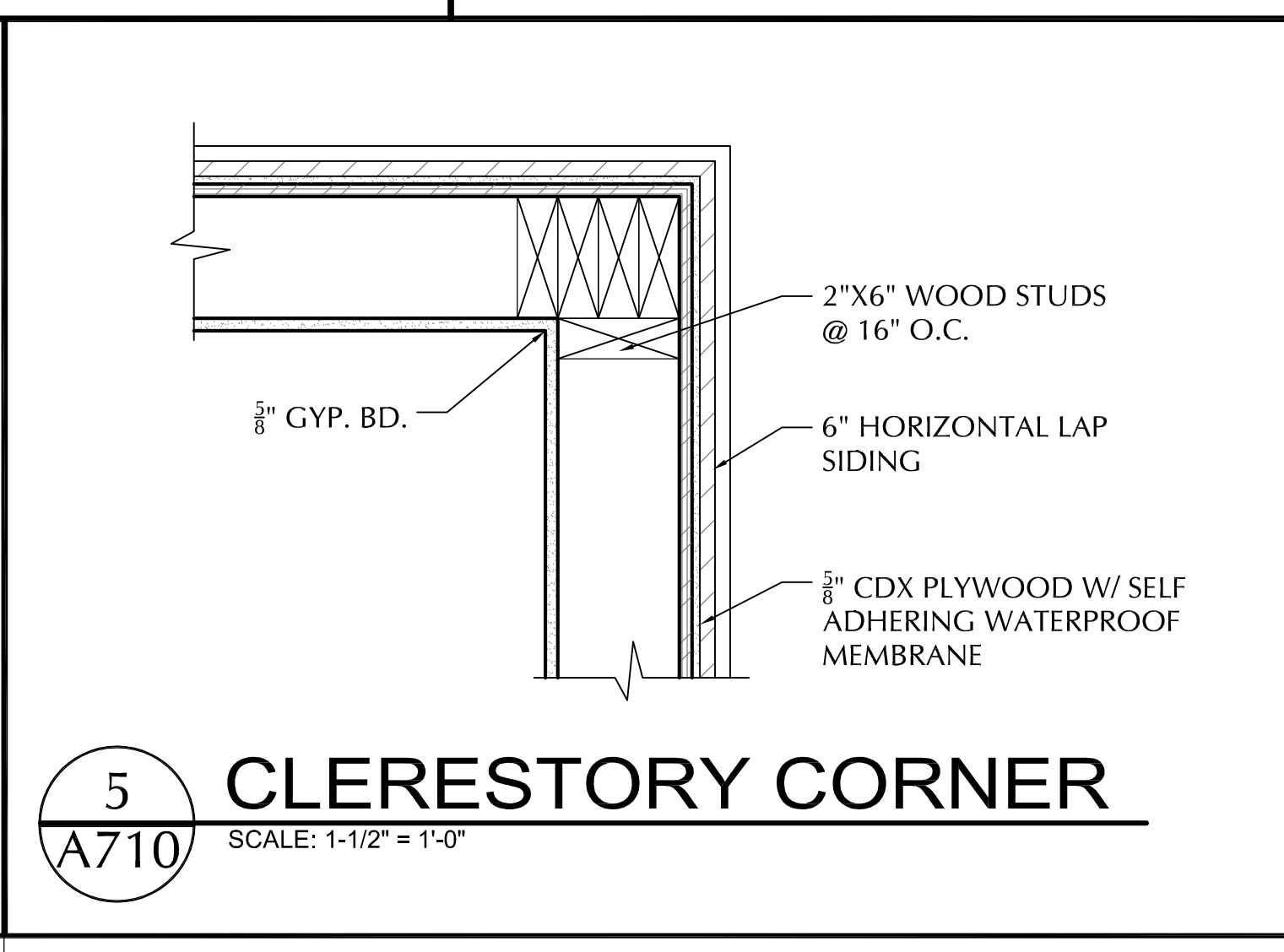
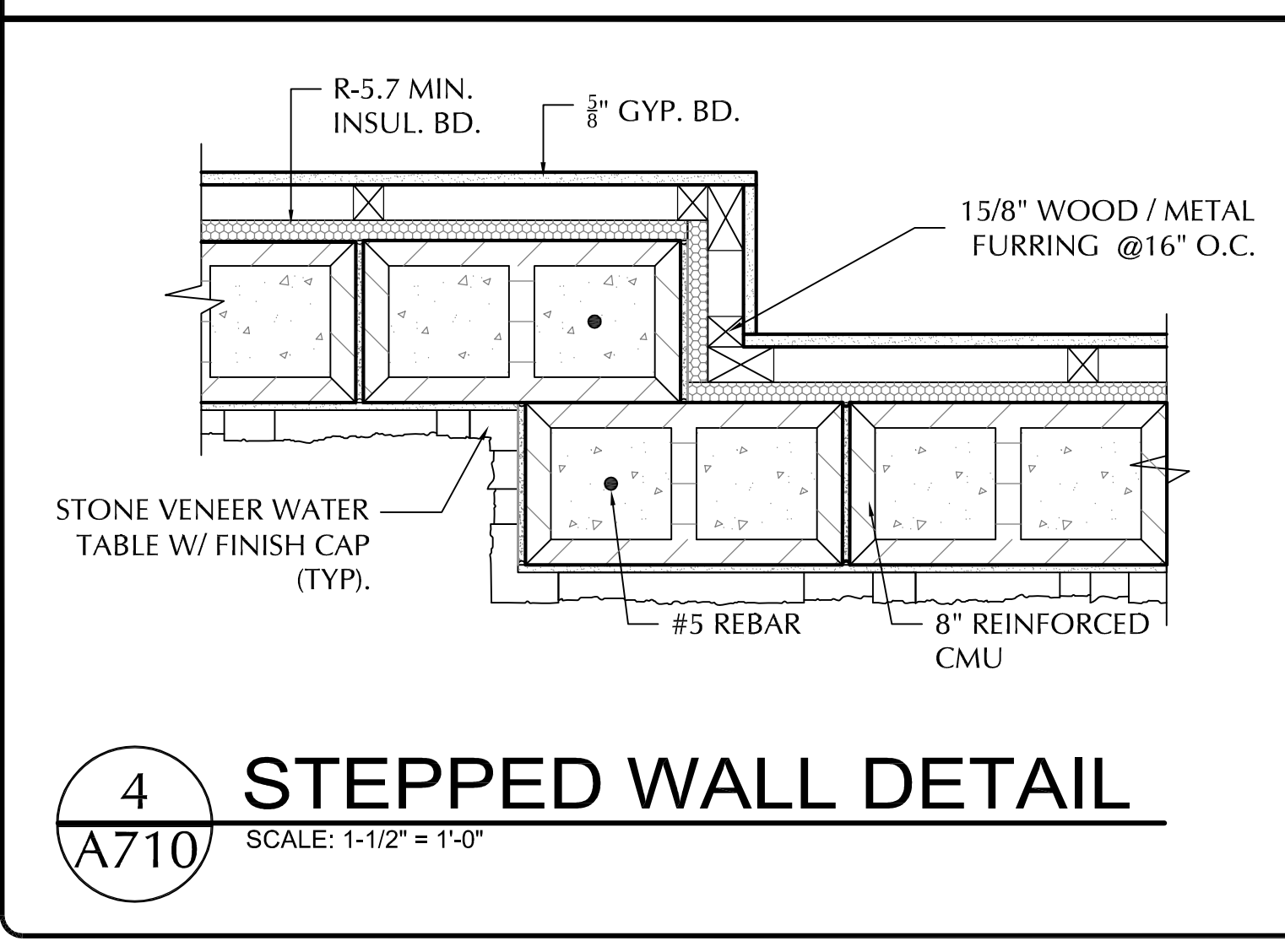
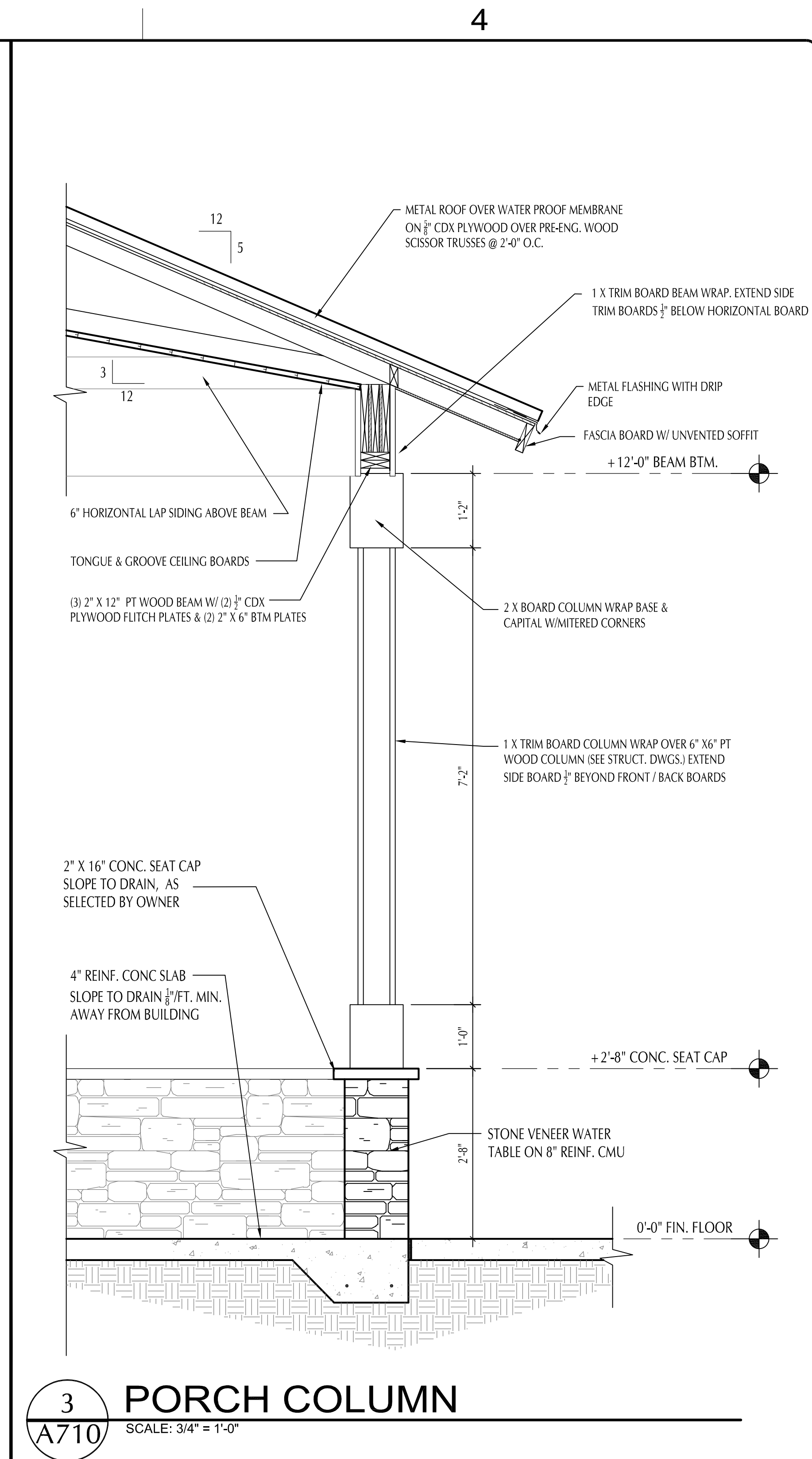
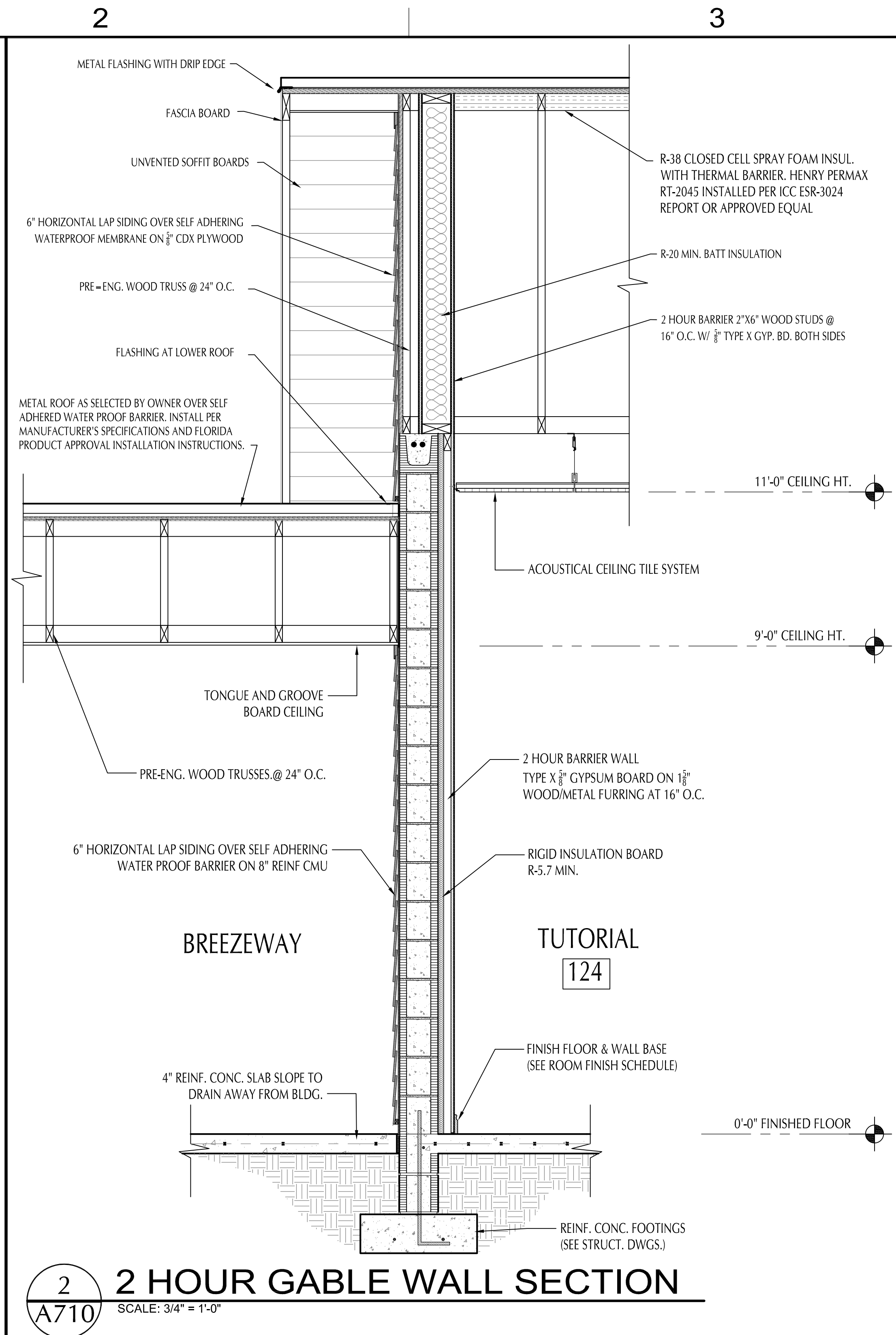
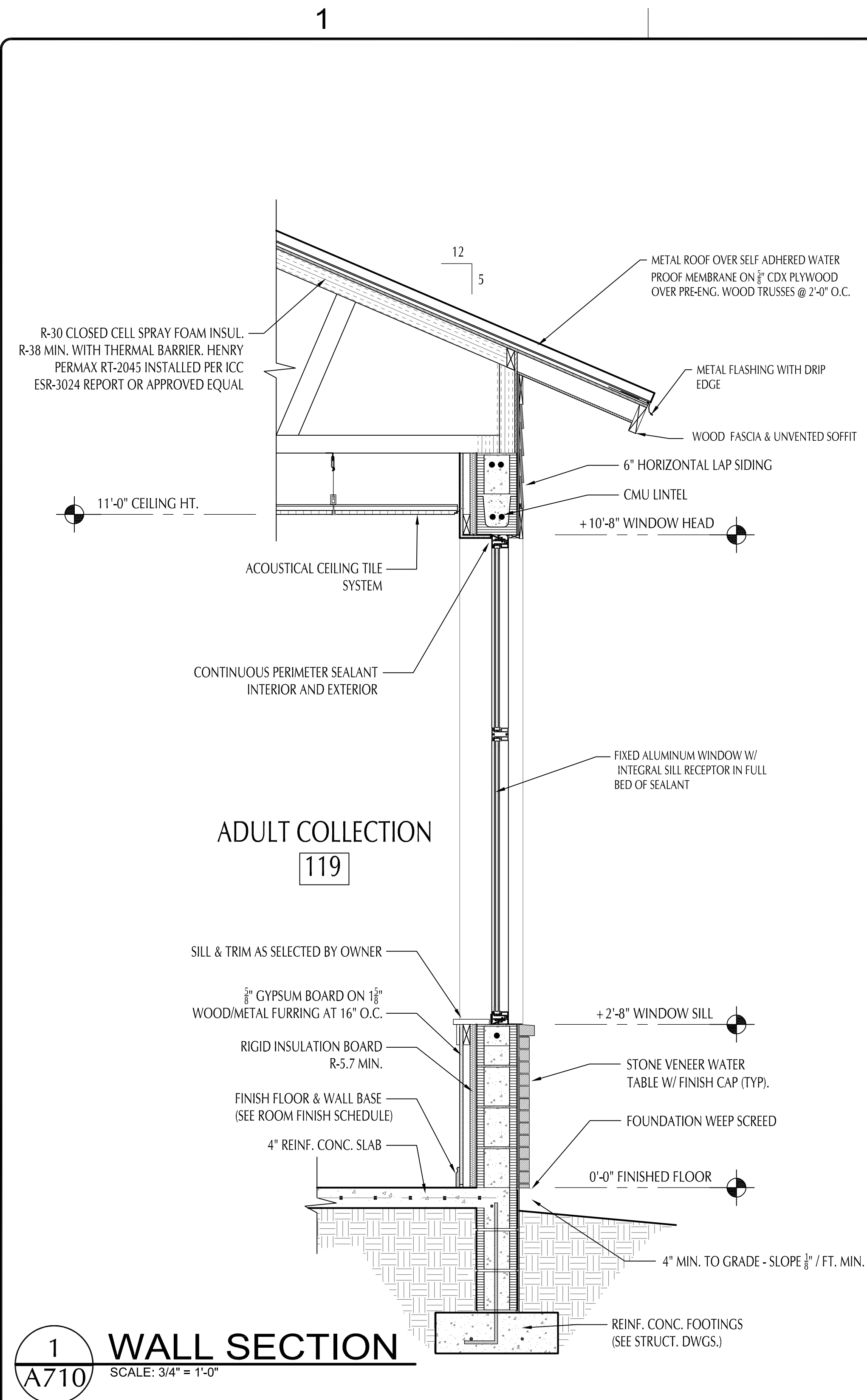
GatorSketch
 ARCHITECTS & PLANNERS
 A226002310
 1000 EAST HWY 50 SUITE 201A, CLERMONT, FL 34711
 PH: (407) 698-5277 FAX: (888) 959-4914
 Web Site: www.gatorsketch.com

SIGN DATE

10/30/2023

COPYRIGHT © 2023
 GATORSKETCH CORP.
 THIS DRAWING IS PROTECTED BY
 COPYRIGHT LAWS OF THE
 UNITED STATES. NO PART OF THIS
 DESIGN OR THIS DOCUMENT,
 INCLUDING ELECTRONIC MEDIA,
 MAY BE REPRODUCED,
 TRANSMITTED, COPIED, OR
 OTHERWISE USED FOR
 CONSTRUCTION PURPOSES
 WITHOUT EXPRESSED WRITTEN
 PERMISSION OF THE DESIGN
 PROFESSIONAL. VIOLATORS WILL
 BE SUBJECT TO LEGAL
 PROSECUTION TO THE FULLEST
 EXTENT OF THE LAW

**BUILDING
 SECTIONS**
A701
 ISSUE DATE 9-8-23
 JOB # GC-22-010



REVISIONS

**HELEN LEHMANN
MONTVERDE LIBRARY
17435 5TH STREET
MONTVERDE, FL 34756**

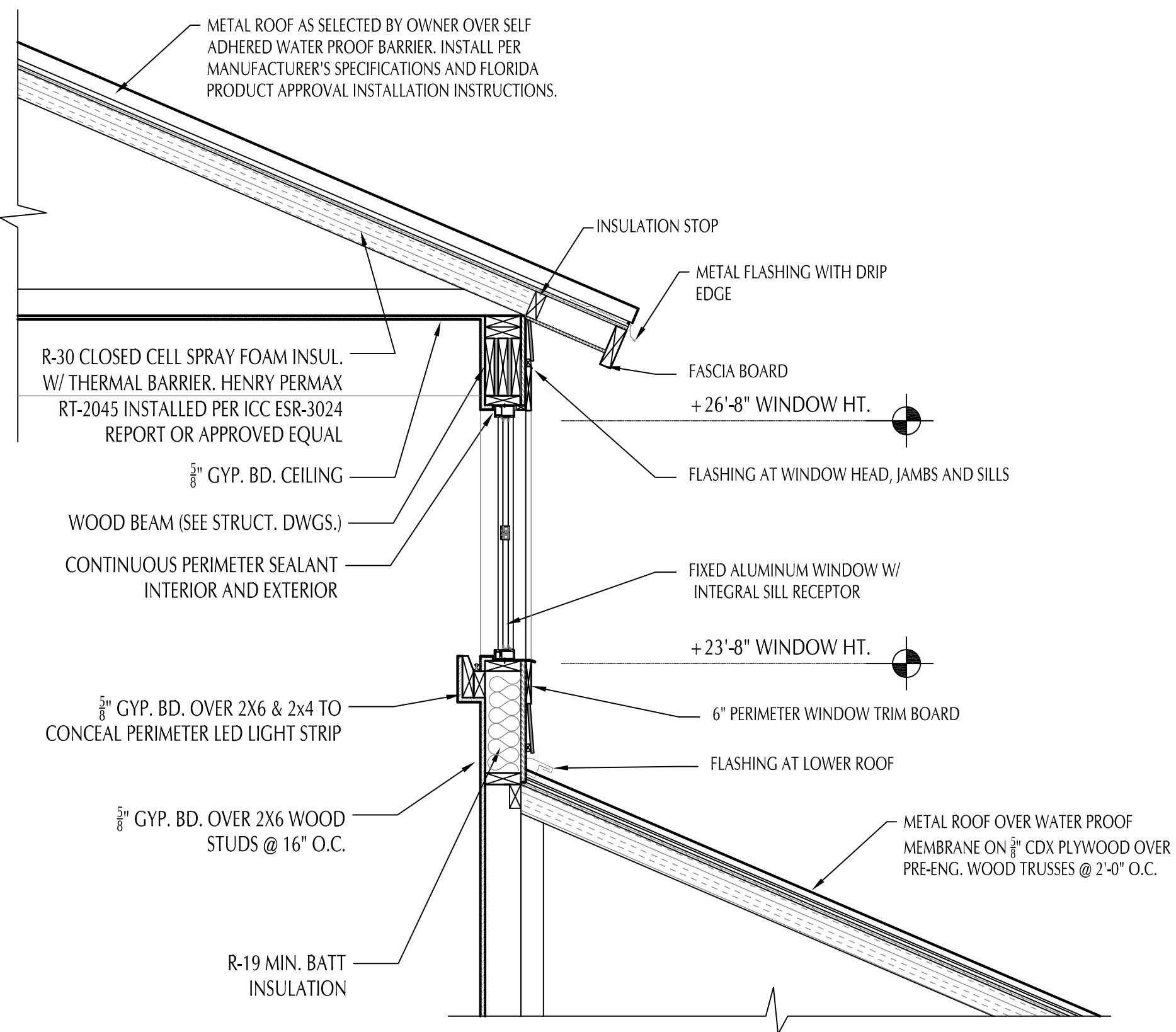
PERMIT SET

**GatorSketch
ARCHITECTS & PLANNERS**
A200002310
1000 EAST HWY 50 SUITE 201A, CLEMONT, FL 34111
PH: (407) 698-5677 FAX: (888) 959-4814
Web Site: www.gatorstskch.com

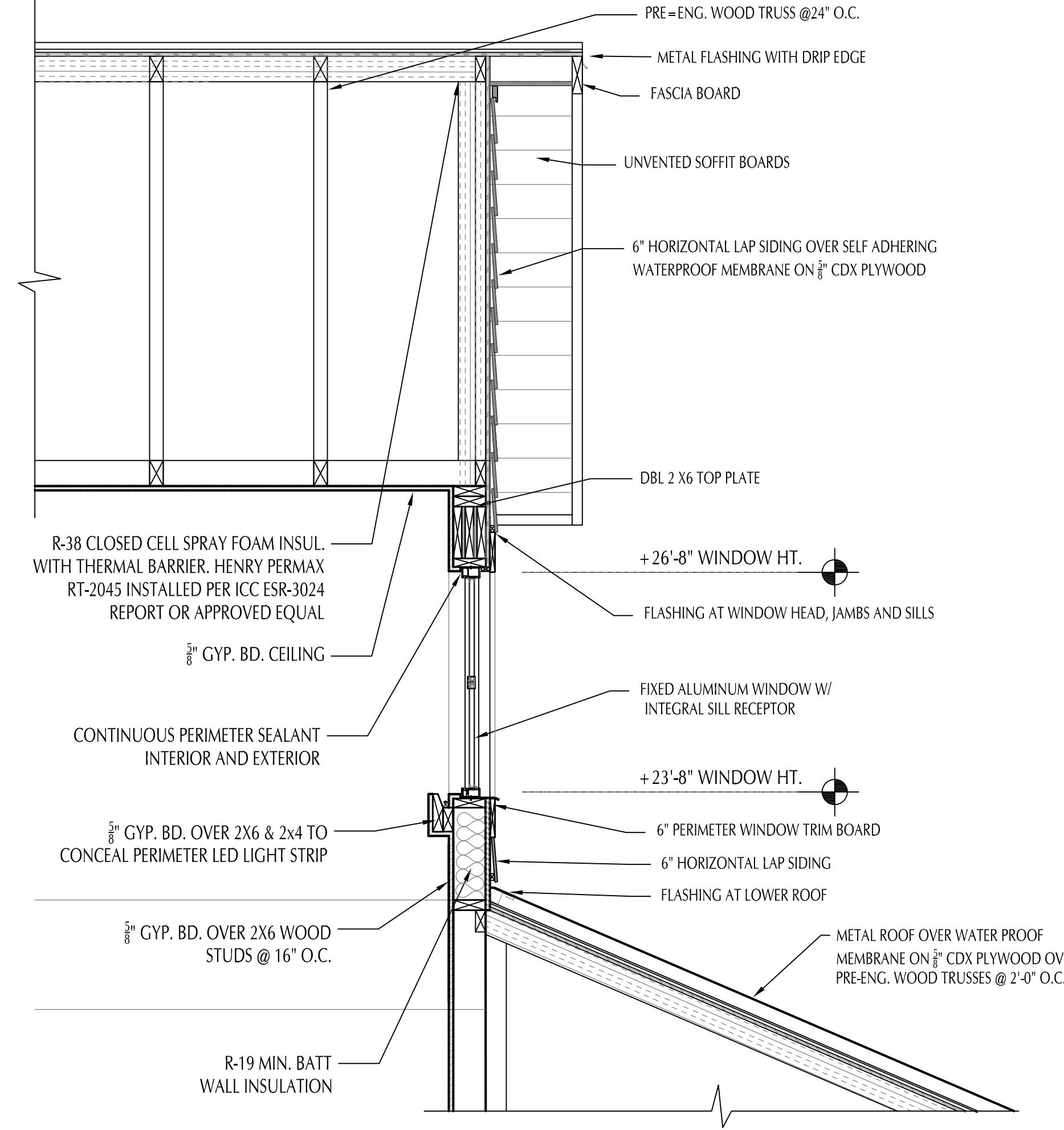
STATE OF FLORIDA
REGISTERED ARCHITECT
10/30/2023

COPYRIGHT © 2023
GATORSKETCH CORP.
THIS DRAWING IS PROTECTED BY
COPYRIGHT LAWS OF THE
UNITED STATES. NO PART OF THIS
DESIGN OR THIS DOCUMENT
INCLUDING ELECTRONIC MEDIA,
MAY BE REPRODUCED,
TRANSMITTED, COPIED OR
OTHERWISE USED FOR
CONSTRUCTION PURPOSES
WITHOUT EXPRESSED WRITTEN
PERMISSION OF THE DESIGN
PROFESSIONAL. VIOLATORS WILL
BE SUBJECT TO LEGAL
PROSECUTION TO THE FULLEST
EXTENT OF THE LAW.

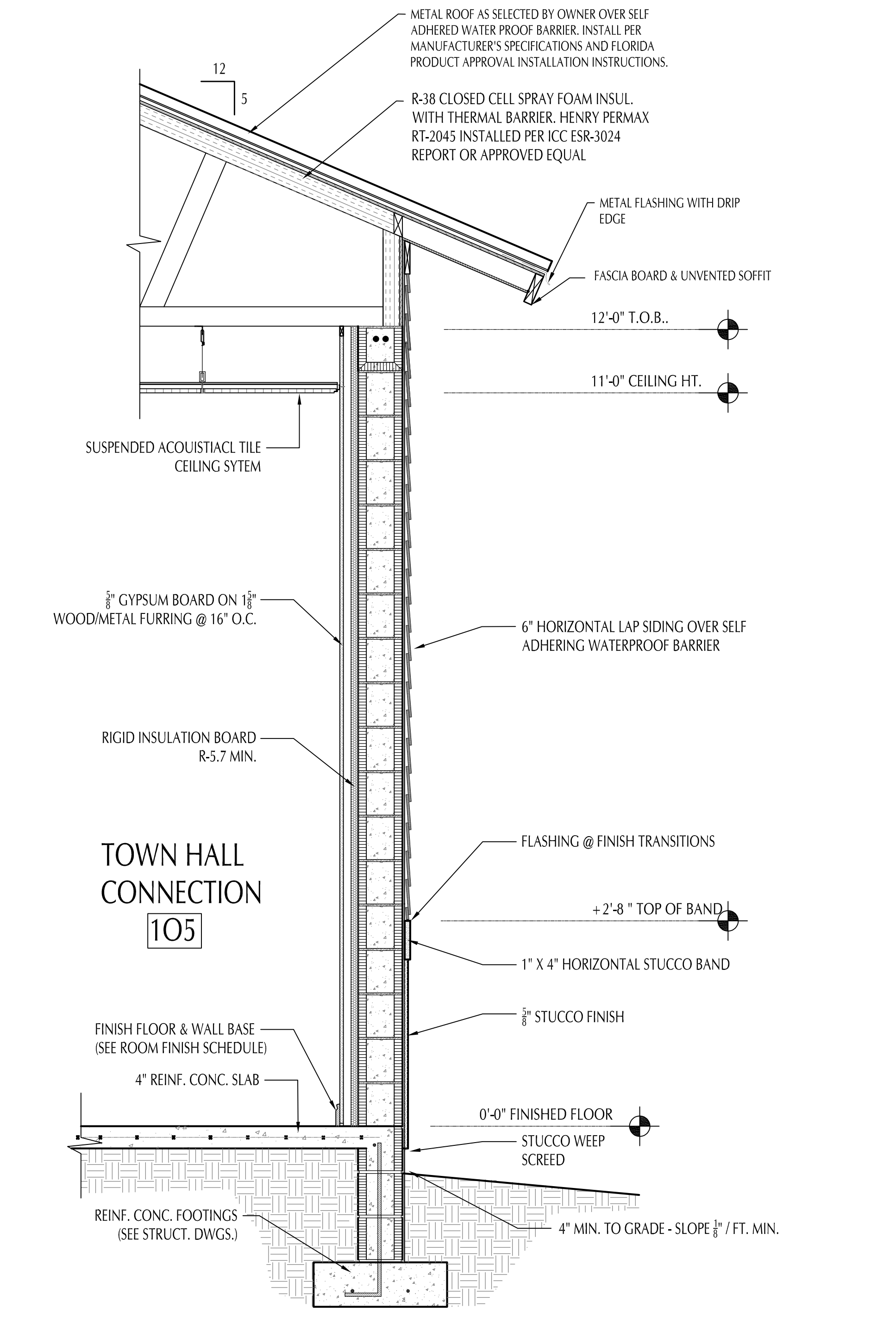
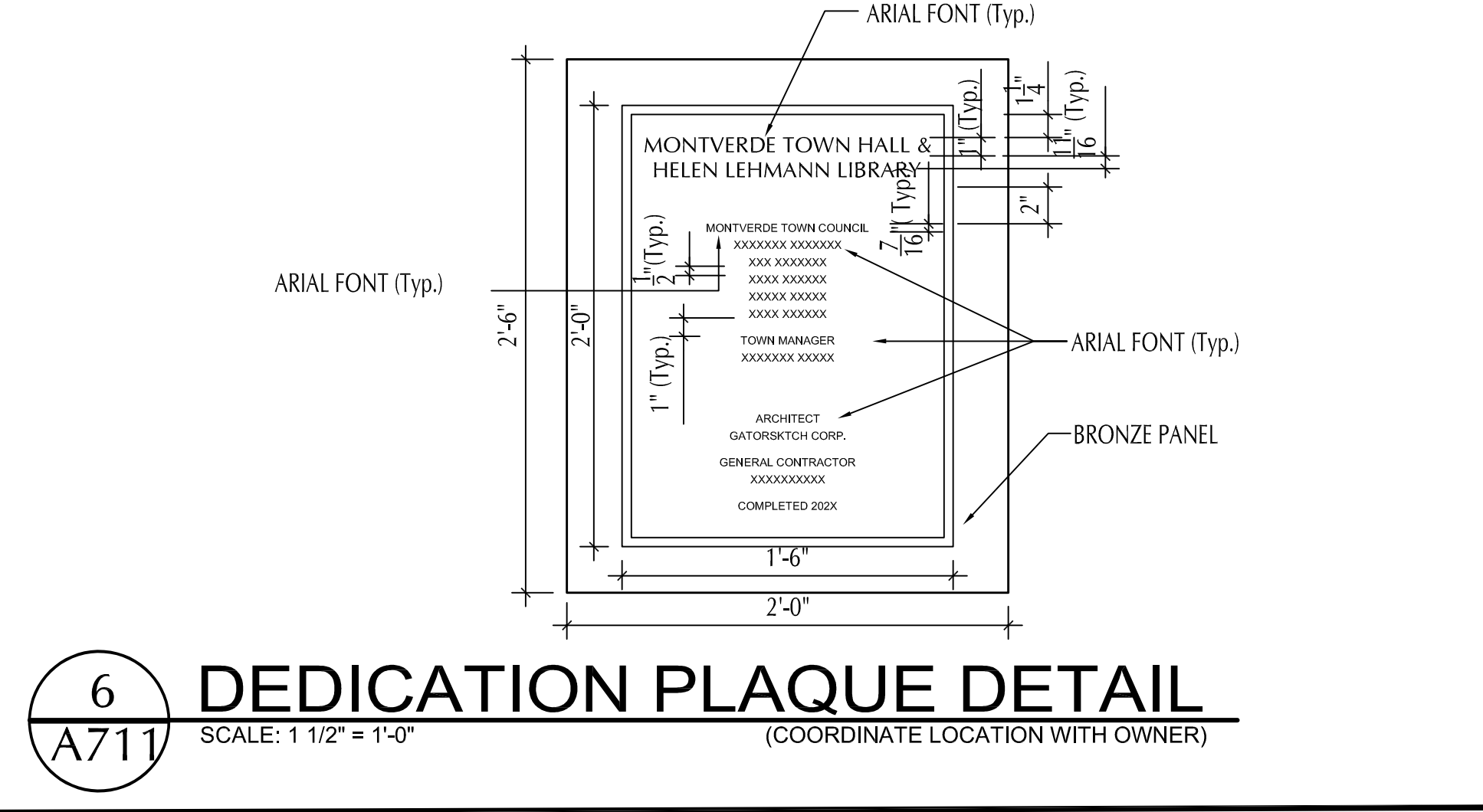
WALL SECTIONS GC-22-010
A710
ISSUE DATE 9-8-23



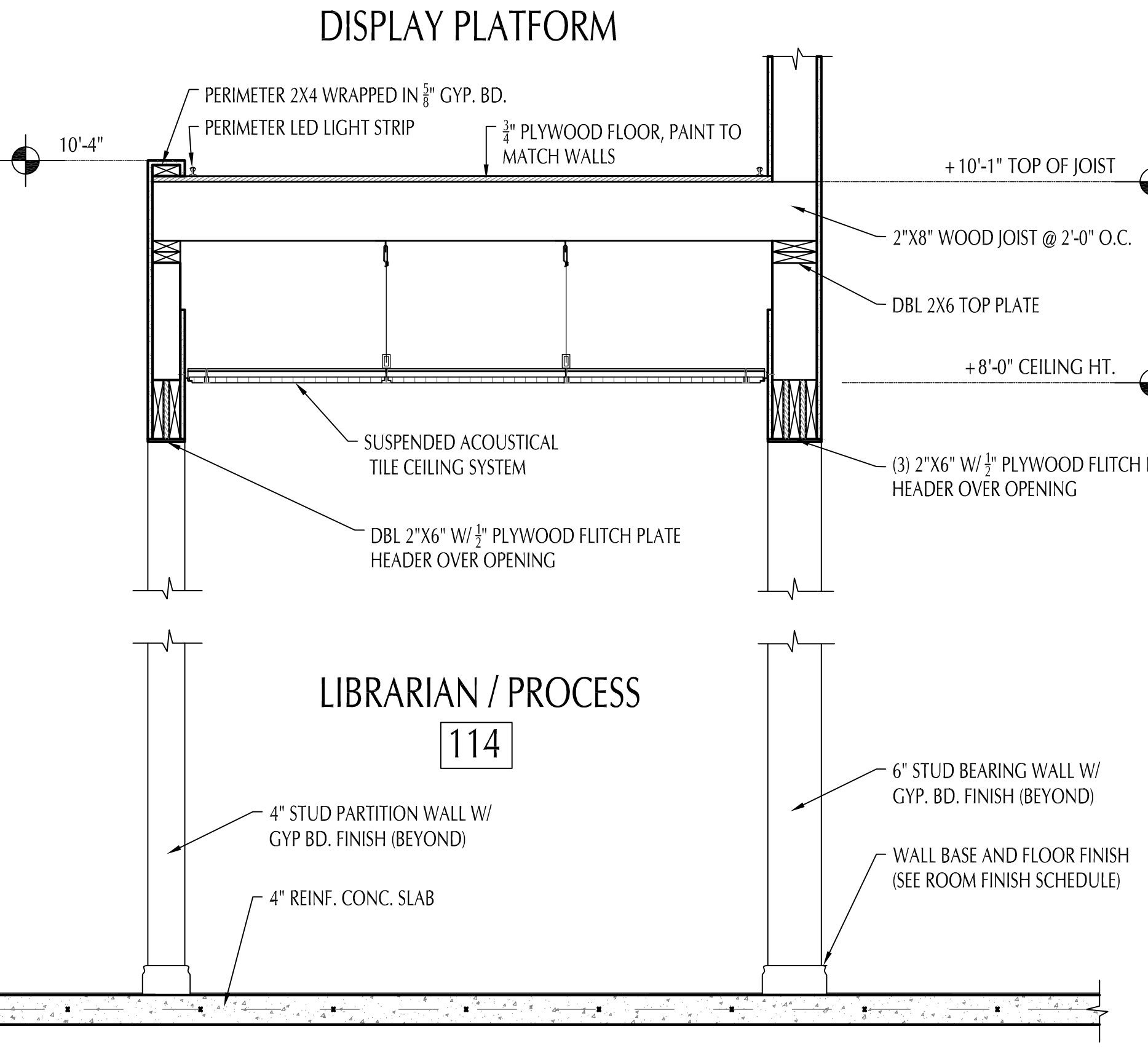
1 CLERESTORY WINDOW SECTION
 SCALE: 3/4" = 1'-0"



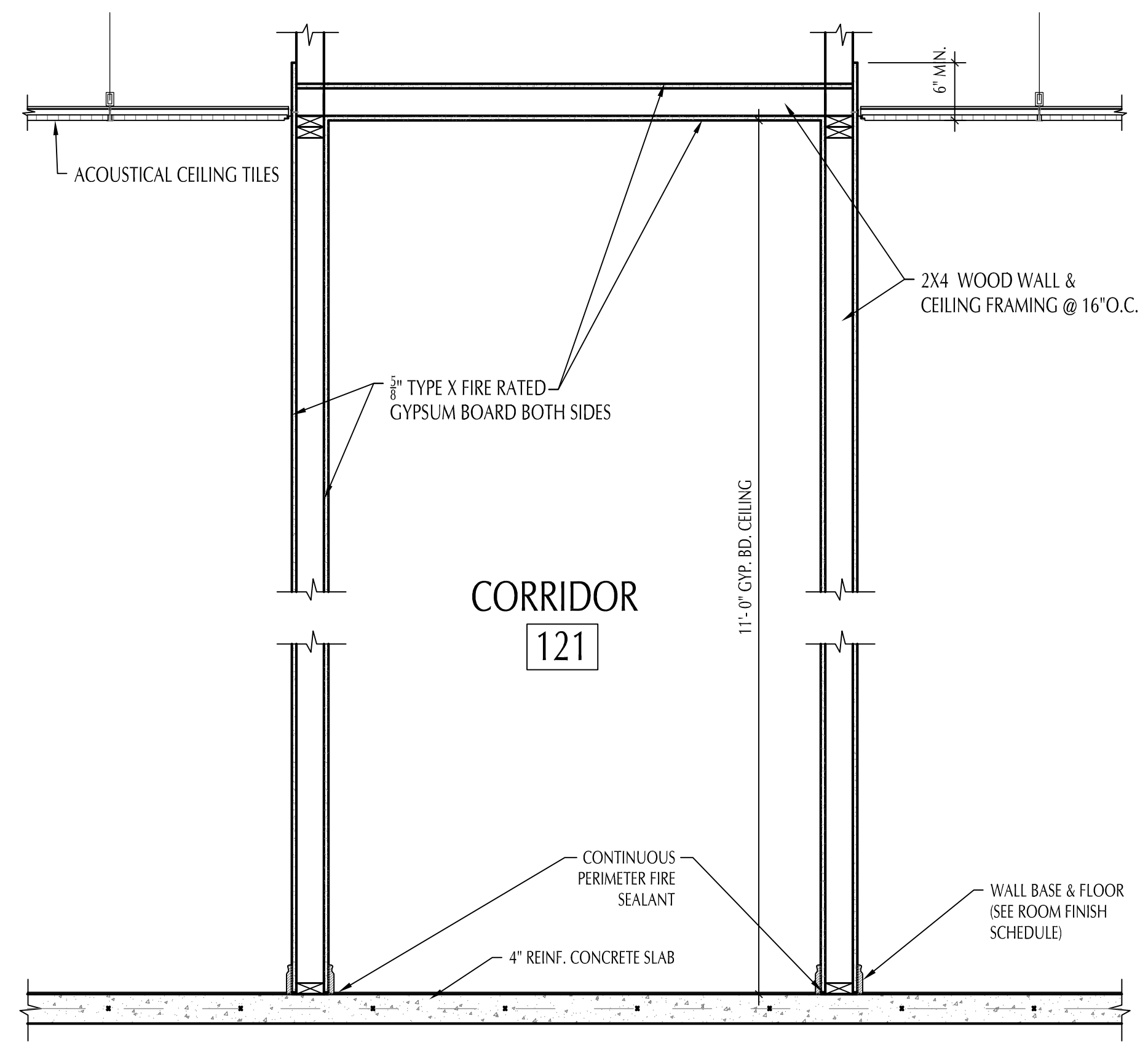
2 CLERESTORY GABLE SECTION
 SCALE: 3/4" = 1'-0"



5 CONNECTOR SECTION
 SCALE: 3/4" = 1'-0"



3 DISPLAY PLATFORM SECTION
 SCALE: 3/4" = 1'-0"



4 1 HOUR CORRIDOR SECTION
 SCALE: 3/4" = 1'-0"

REVISIONS

HELEN LEHMANN MONTVERDE LIBRARY
 17435 5TH STREET
 MONTVERDE, FL 34756

PERMIT SET

GatorSketch ARCHITECTS & PLANNERS
 A202002310
 1000 EAST HWY 50 SUITE 201A, CLEMONT, FL 34111
 PH: (407) 968-5677 FAX: (888) 958-4814
 Web Site: www.gatorstskch.com

STATE OF FLORIDA
 REGISTERED ARCHITECT
 10/30/2023

COPYRIGHT © 2023 GATORSKTCH CORP. THIS DRAWING IS PROTECTED BY COPYRIGHT LAWS OF THE UNITED STATES. NO PART OF THIS DESIGN OR THIS DOCUMENT, INCLUDING ELECTRONIC MEDIA, MAY BE REPRODUCED, TRANSMITTED, COPIED OR OTHERWISE USED FOR CONSTRUCTION PURPOSES WITHOUT EXPRESSED WRITTEN PERMISSION OF THE DESIGN PROFESSIONAL. VIOLATORS WILL BE SUBJECT TO LEGAL PROSECUTION TO THE FULLEST EXTENT OF THE LAW.

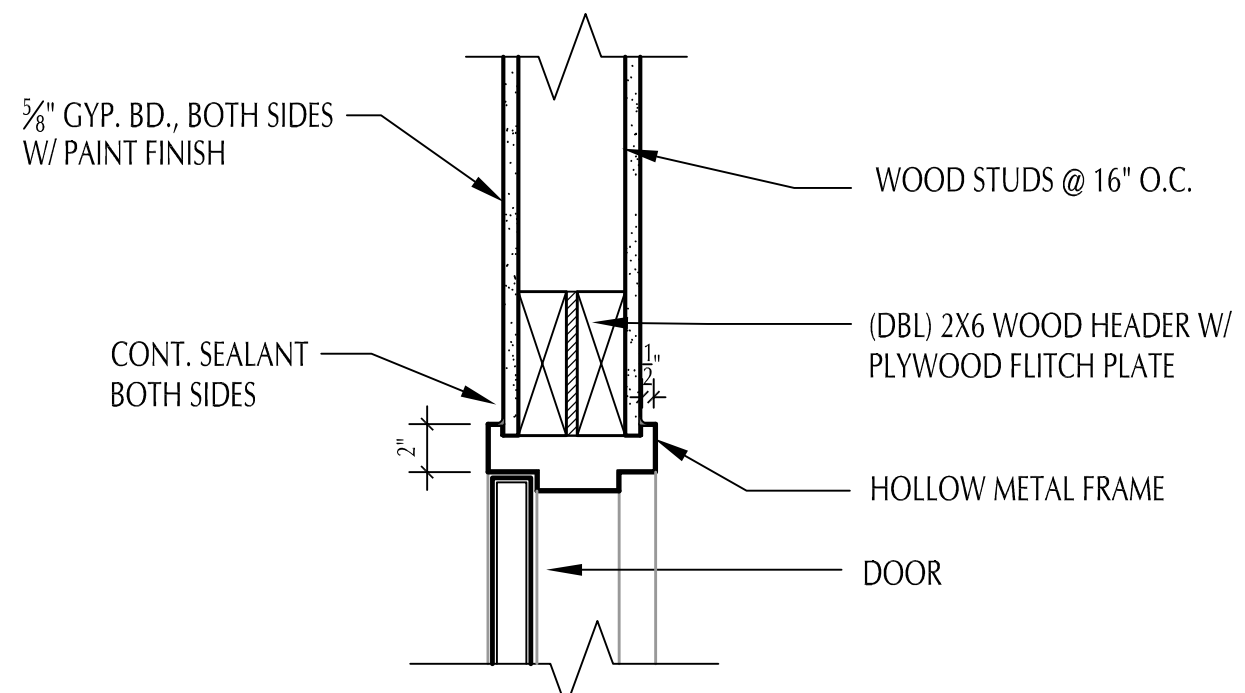
WALL SECTIONS A711

ISSUE DATE 9-8-23

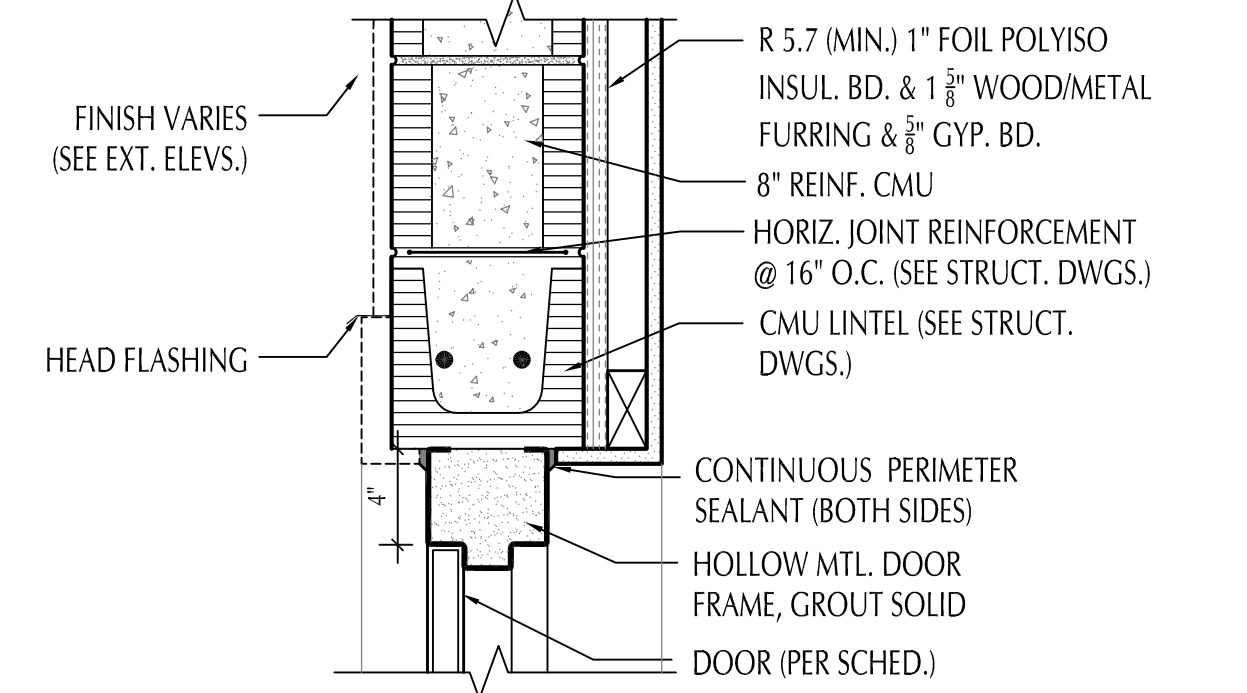
JOB # GC-22-010

DOOR SCHEDULE											
NO.	DOOR	DOOR TYPE	DOOR MATERIAL	FRAME TYPE	FRAME MATERIAL	RATING	HW SET	NOTES:	HEAD	JAMB	THRESHOLD
101	(PR) 3'-0" X 8'-0"	D1	ALUM	F6	ALUM		ELECT./#4	EXTERIOR TO LOBBY 101	10/A802	11/A802	12/A802
101A	(PR) 3'-0" X 7'-0"	D1	ALUM	F5	ALUM		ELECT./#4 (SIM.)	LOBBY 101 TO CIRCULATION DESK 104	4/A801 (SIM)	5/A801 (SIM)	6/A801
102	3'-0" x 7'-0"	D3	WOOD	F3	HM		#2	LOBBY 101 TO MENS RESTROOM ROOM 102	4/A801	5/A801	6/A801
102A	3'-0" x 7'-0"	D3	WOOD	F3	HM		#5	MENS RESTROOM 102 TO ADA STALL	4/A801	5/A801	6/A801
103	3'-0" x 7'-0"	D3	WOOD	F3	HM		#2	LOBBY 101 TO WOMENS RESTROOM ROOM 103	4/A801	5/A801	6/A801
103A	3'-0" x 7'-0"	D3	WOOD	F3	HM		#5	WOMENS RESTROOM 103 TO ADA STALL	4/A801	5/A801	6/A801
103B	2'-6" x 7'-0"	D3	WOOD	F3	HM		#5	WOMENS RESTROOM 103 TO STALL	4/A801	5/A801	6/A801
104	3'-0" x 7'-0"	D3	WOOD	F3	HM		ELECT./#1	CIRCULATION DESK 104 TO HALLWAY 106	4/A801	5/A801	6/A801
105	3'-0" x 7'-0"	D4	WOOD	F1	HM	1.5 HR	#1	HALLWAY 106 TO TOWN HALL CONNECT. 105	1/A801 (SIM)	2/A801 (SIM)	3/A801 (SIM)
105A	3'-0" x 7'-0"	D4	WOOD	F3	HM		#4	TOWN HALL CONNECTION 105 TO EXISTING TOWN HALL	4/A801	5/A801	6/A801
106	3'-0" x 7'-0"	D2	HM	F1	HM	1.5 HR	ELECT./#6	EXTERIOR TO HALLWAY 106	1/A801	2/A801	6/A802 (SIM)
107	3'-0" x 7'-0"	D2	WOOD	F3	HM		#1	HALLWAY 106 TO BLDG. PERMITTING 107	4/A801	5/A801	6/A801
108	3'-0" x 7'-0"	D2	WOOD	F3	HM		#1	HALLWAY 106 TO TOWN CLERK 108	4/A801	5/A801	6/A801
109	3'-0" x 7'-0"	D2	WOOD	F3	HM		#1	HALLWAY 106 TO BREAK ROOM 109	4/A801	5/A801	6/A801
110	3'-0" x 7'-0"	D3	WOOD	F3	HM		#1	HALLWAY 106 TO JANITOR 110	4/A801	5/A801	6/A801
111	3'-0" x 7'-0"	D3	WOOD	F3	HM		#1	HALLWAY 106 TO STORAGE 111	4/A801	5/A801	6/A801
112	(PR) 3'-0" X 7'-0"	D3	HM	F2	HM		ELECT./#7	EXTERIOR TO MECH./ELECT. RM. 112	1/A801	2/A801	9/A802 (SIM)
112A	3'-0" x 7'-0"	D3	WOOD	F3	HM		#3	HALLWAY 106 TO MECH./ELECT. RM. 112	4/A801	5/A801	6/A801
113	3'-0" x 7'-0"	D3	WOOD	F3	HM		#3	HALLWAY 106 TO IT ROOM 113	4/A801	5/A801	6/A801
114	3'-0" x 7'-0"	D2	WOOD	F3	HM		#1	LIBRARIAN PROCESS 114 TO ADULT COLLECT. 119	4/A801	5/A801	6/A801
115	3'-0" x 7'-0"	D2	WOOD	F3	HM		#1	LOBBY 101 TO MULTIPURP. RM. 115	4/A801	5/A801	6/A801
115A	(PR) 3'-0" x 7'-0"	D3	WOOD	F4	HM		#3	MULTIPURP. RM. 115 TO STORAGE 115A	4/A801	5/A801	6/A801
115B	3'-0" x 7'-0"	D2	WOOD	F3	HM		#1	MULTIPURP. RM. 115 TO ADULT COLLECTION 119	4/A801	5/A801	6/A801
116	3'-0" x 7'-0"	D2	WOOD	F3	HM		#1	CHILDREN COLLECTION 118 TO STORY TIME 116	4/A801	5/A801	6/A801
117	3'-0" x 7'-0"	D3	WOOD	F3	HM		#3	CHILDREN COLLECTION 118 TO STORAGE 117	4/A801	5/A801	6/A801
118	3'-0" x 7'-0"	D2	HM	F1	HM		#4	EXTERIOR TO CHILDREN COLLECTION 118	1/A801	2/A801	9/A802 (SIM)
121	3'-0" x 7'-0"	D4	HM	F1	HM	1.5 HR	ELECT./#4	EXTERIOR TO CORRIDOR 121	1/A801	2/A801	9/A802 (SIM)
121A	3'-0" x 7'-0"	D2	WOOD	F3	HM	1/3 HR	ELECT./#4	ADULT COLLECTION 119 TO CORRIDOR 121	4/A801	5/A801	6/A801
122	3'-0" x 7'-0"	D2	WOOD	F3	HM	1/3 HR	#1	CORRIDOR 121 TO TUTORIAL 122	4/A801	5/A801	6/A801
123	3'-0" x 7'-0"	D2	WOOD	F3	HM	1/3 HR	#1	CORRIDOR 121 TO TUTORIAL 123	4/A801	5/A801	6/A801
124	3'-0" x 7'-0"	D2	WOOD	F3	HM	1/3 HR	#1	CORRIDOR 121 TO TUTORIAL 124	4/A801	5/A801	6/A801

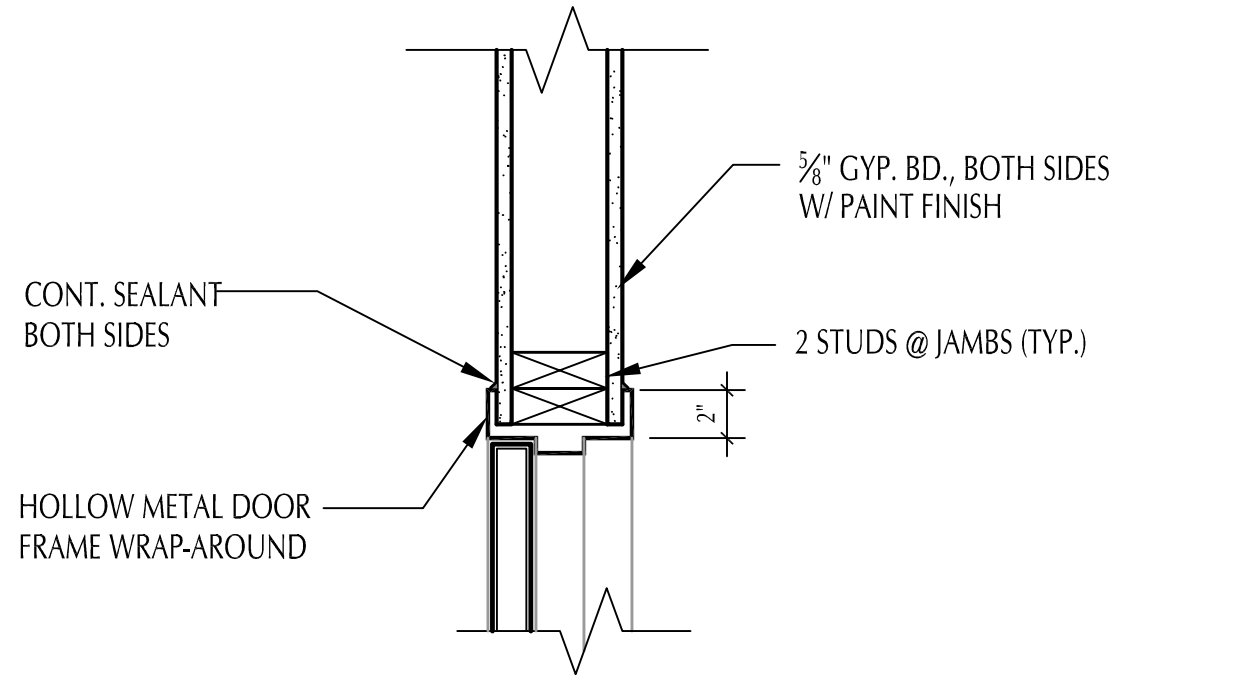
4 INT. STUD DOOR HEAD
SCALE: 1-1/2" = 1'-0"



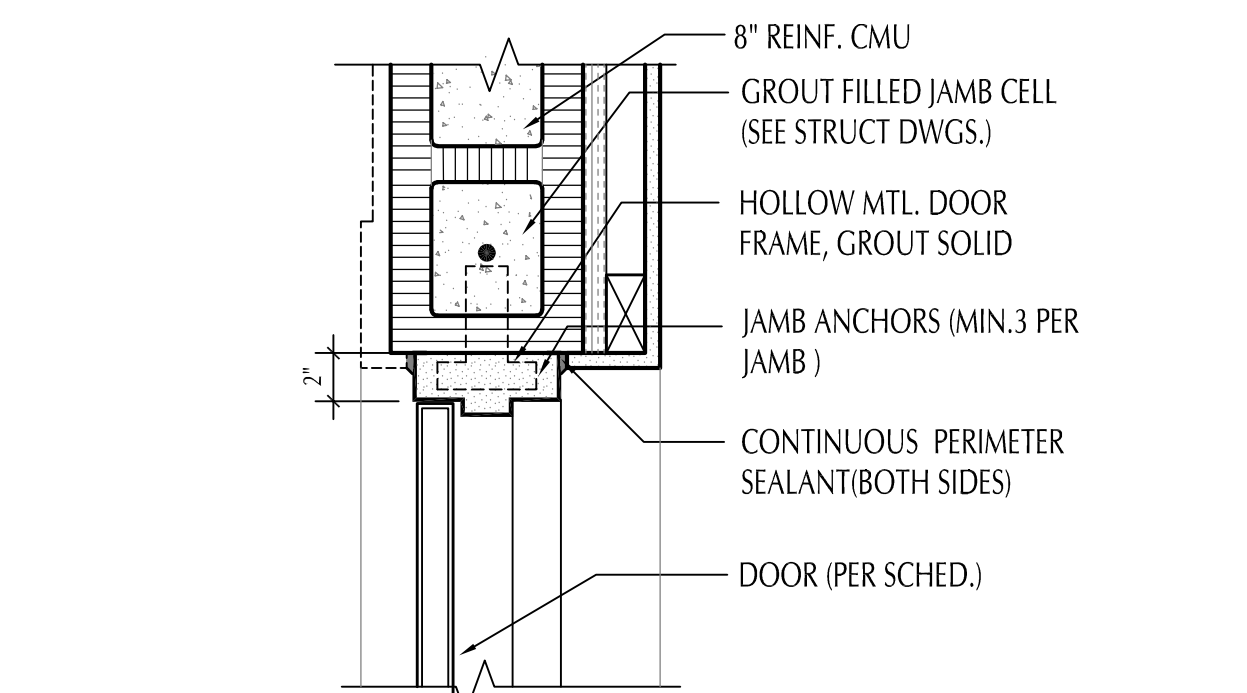
1 CMU DOOR HEAD
SCALE: 1-1/2" = 1'-0"



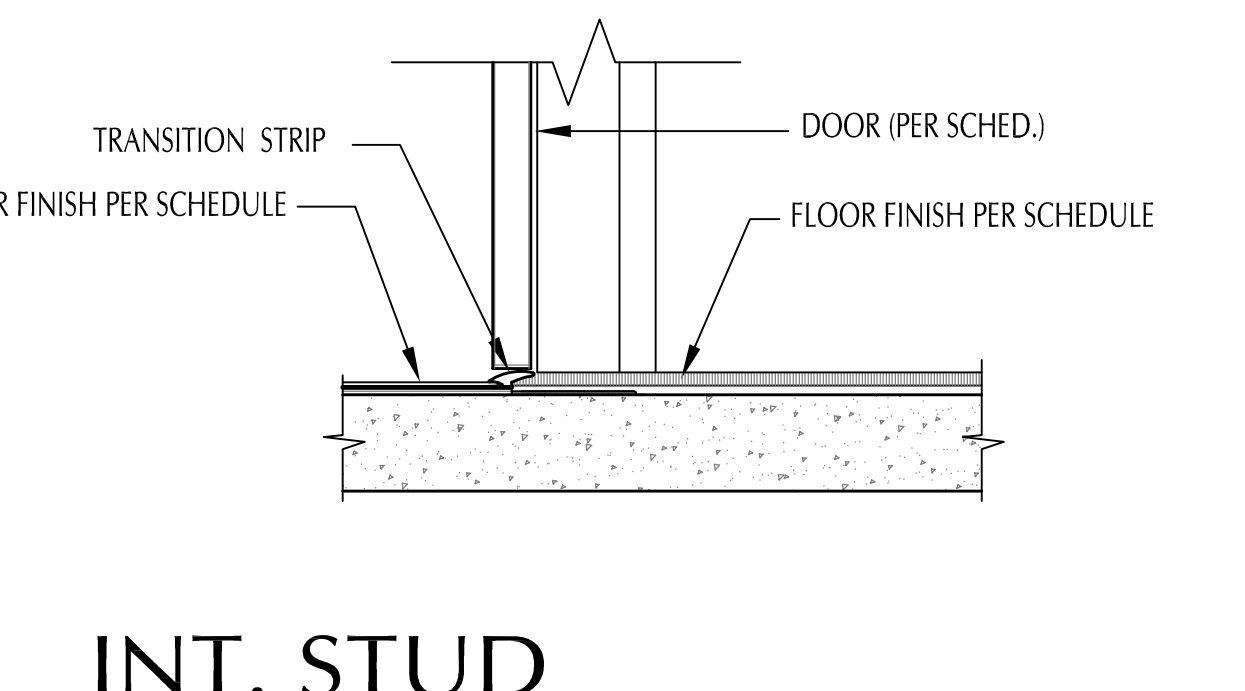
5 INT. STUD DOOR JAMB
SCALE: 1-1/2" = 1'-0"



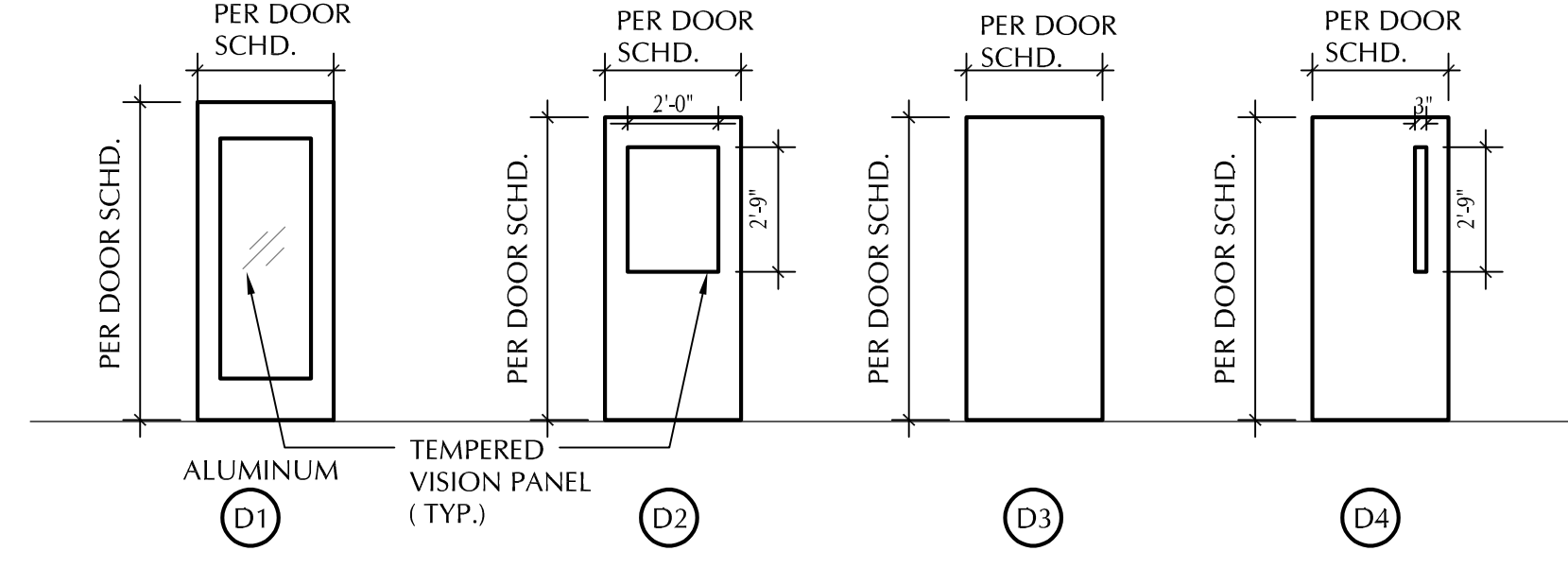
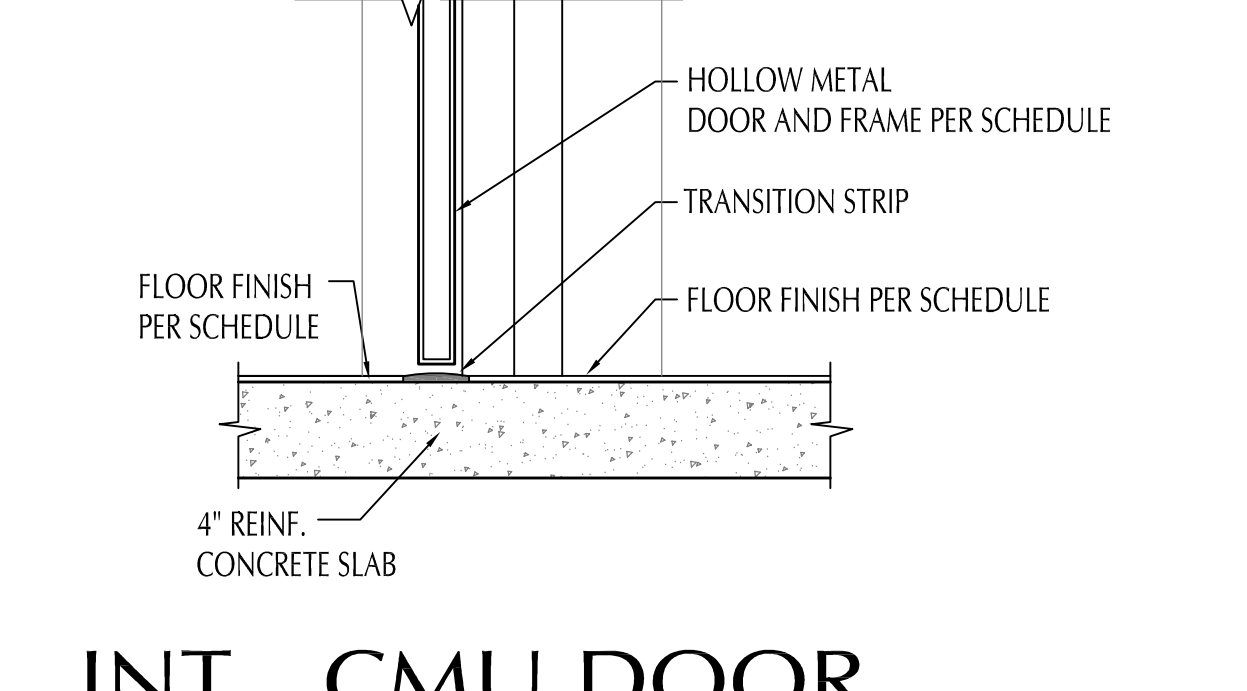
2 INT. CMU DOOR JAMB
SCALE: 1-1/2" = 1'-0"



6 INT. STUD DOOR THRESHOLD
SCALE: 1-1/2" = 1'-0"



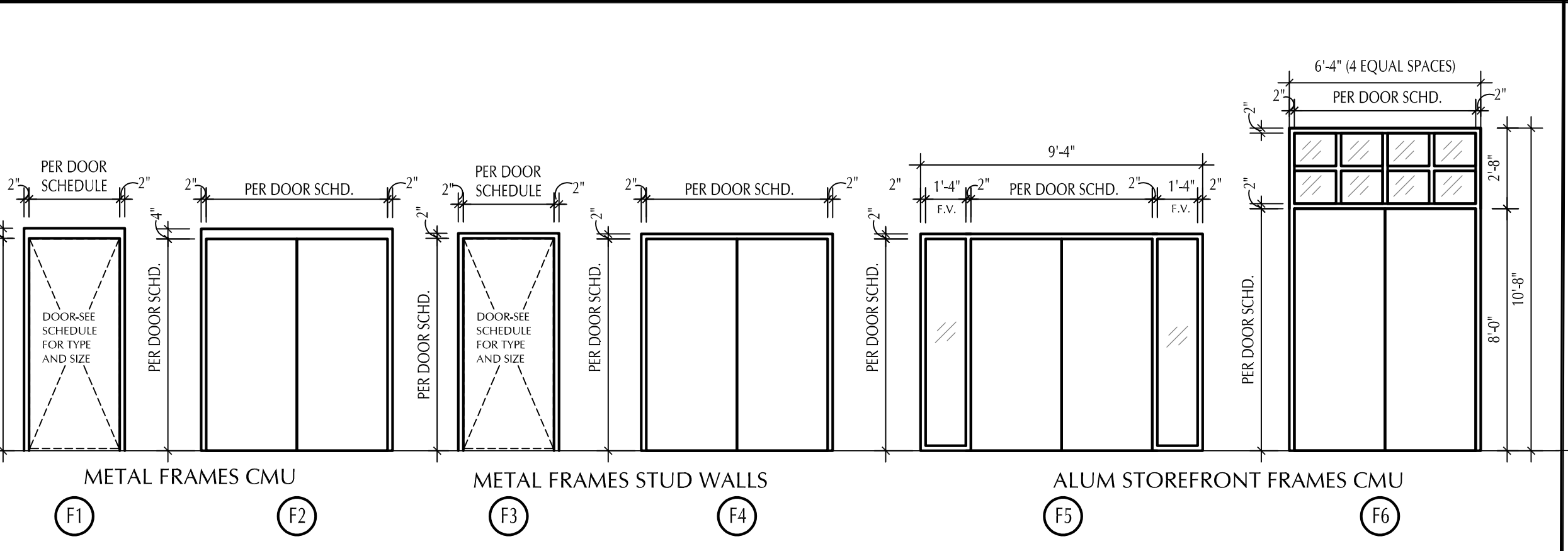
3 INT. CMU DOOR THRESHOLD
SCALE: 1-1/2" = 1'-0"



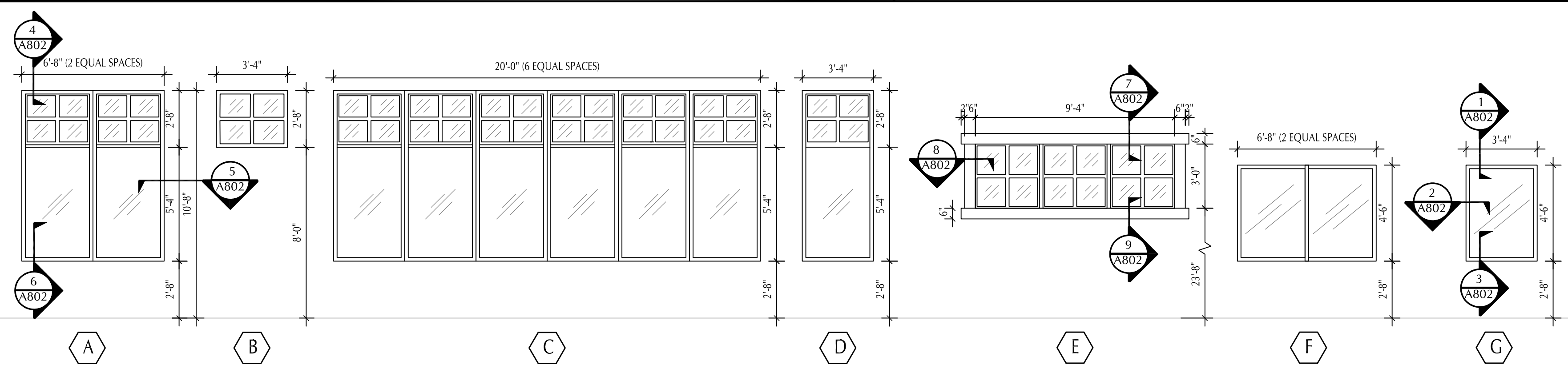
DOOR SCHEDULE NOTES:
 1. THIS SCHEDULE IS FURNISHED FOR ASSISTANCE TO THE CONTRACTOR. IT IS NOT ENTIRELY INCLUSIVE. SHOULD ANY ITEM BE OMITTED OR NOT IDENTIFIED PROPERLY, PROVIDE HARDWARE AS REQUIRED FOR SIMILAR PURPOSE.
 2. COORDINATE ALL KEYING WITH OWNER.
 3. DOOR HARDWARE SHALL HAVE LEVER HANDLES AND COMPLY WITH ALL ADA REQUIREMENTS.
 4. GLASS PANELS IN NEW DOORS SHALL BE SAFETY GLAZING IN COMPLIANCE WITH F.B.C., SECTION 2406. (LATEST EDITION)

7 DOOR TYPES
SCALE: 1/4" = 1'-0"

HARDWARE SET #1 OFFICE LOCKSET 3 HINGES PER DOOR WALL MTD. DOOR STOP	HARDWARE SET #2 DOOR PULL / PUSH PLATE 3 HINGES PER DOOR SURFACE CLOSER WALL MTD. DOOR STOP SOUND SEALS & SWEEP
HARDWARE SET #3 STORE ROOM LOCKSET 3 HINGES PER DOOR WALL MOUNTED DOOR STOP	HARDWARE SET #4 CYLINDER LOCKSET 3 HINGES PER DOOR (4 @ DOOR HEIGHT OVER 7') SURFACE CLOSER (S) PANIC HARDWARE WEATHER STRIPPING (EXTERIOR DOORS) ALUMINUM THRESHOLD (EXTERIOR DOORS)
HARDWARE SET #5 PRIVACY LOCKSET 3 HINGES PER DOOR SURFACE CLOSER WALL MTD. DOOR STOP SOUND SEALS & SWEEP (NO SOUND SEALS DOORS 122-124)	HARDWARE SET #6 ENTRANCE LOCKSET 3 HINGE PER DOOR SURFACE CLOSER PANIC HARDWARE WEATHER STRIPPING ALUM. THRESHOLD (NO PANIC HARDWARE AT DOOR 118)
HARDWARE SET #7 STOREROOM LOCKSET 3 HINGE PER DOOR REMOVABLE MULLION OVERHEAD DOOR STOP WEATHER STRIPPING ALUM. THRESHOLD	



9 DOOR FRAMES TYPES
SCALE: 1/4" = 1'-0"



8 WINDOW TYPES
SCALE: 1/4" = 1'-0"
NOTE: WINDOWS - ALUMINUM

REVISIONS

HELEN LEHMANN
MONTVERDE LIBRARY
17435 5TH STREET
MONTVERDE, FL 34756

PERMIT SET

GatorSketch
ARCHITECTS & PLANNERS
A20802310
1000 EAST HWY 50 SUITE 201A, CLEMONT, FL 34111
PH: (407) 968-5677 FAX: (888) 958-4814
Web Site: www.gatorsketch.com

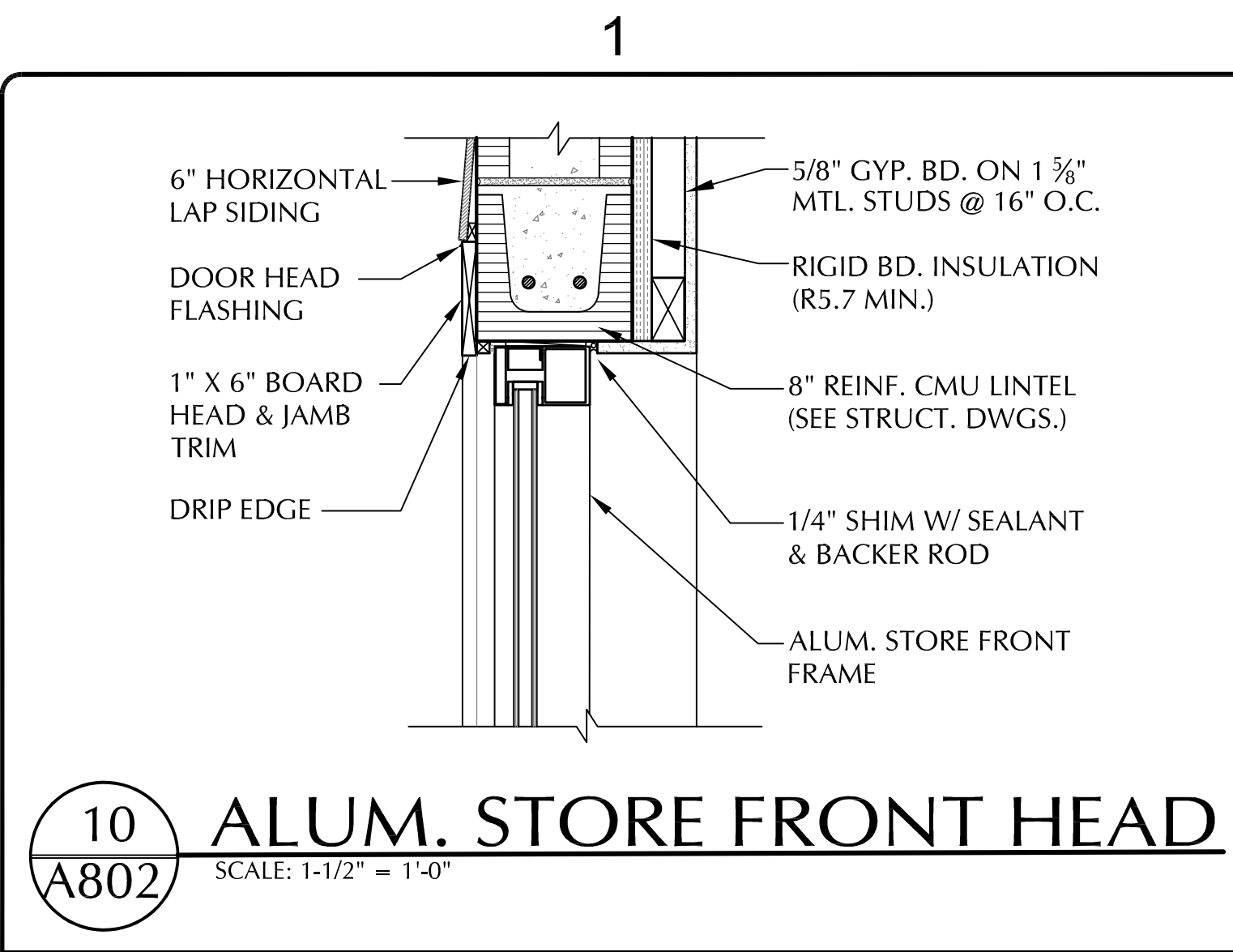
STATE OF FLORIDA
REGISTERED ARCHITECT
A8015233

SIGN DATE: 10/30/2023

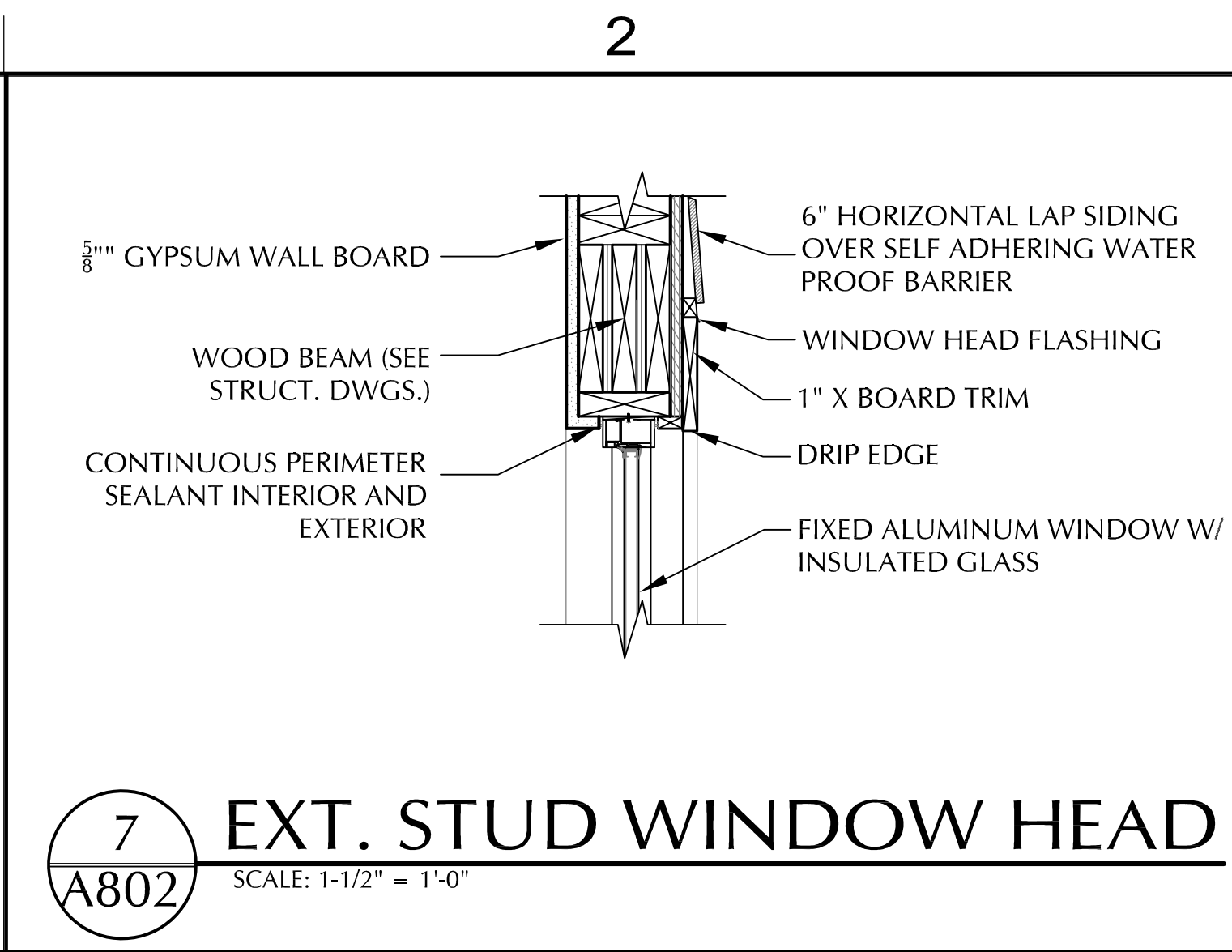
COPYRIGHT © 2023 GATORSKETCH CORP. THIS DRAWING IS PROTECTED BY COPYRIGHT LAWS OF THE UNITED STATES. NO PART OF THIS DESIGN OR THIS DOCUMENT INCLUDING ELECTRONIC MEDIA, MAY BE REPRODUCED, TRANSMITTED, COPIED OR OTHERWISE USED FOR CONSTRUCTION PURPOSES WITHOUT EXPRESSED WRITTEN PERMISSION OF THE DESIGN PROFESSIONAL. VIOLATORS WILL BE SUBJECT TO LEGAL PROSECUTION TO THE FULLEST EXTENT OF THE LAW.

DOOR-WINDOW SCH. & DETAILS

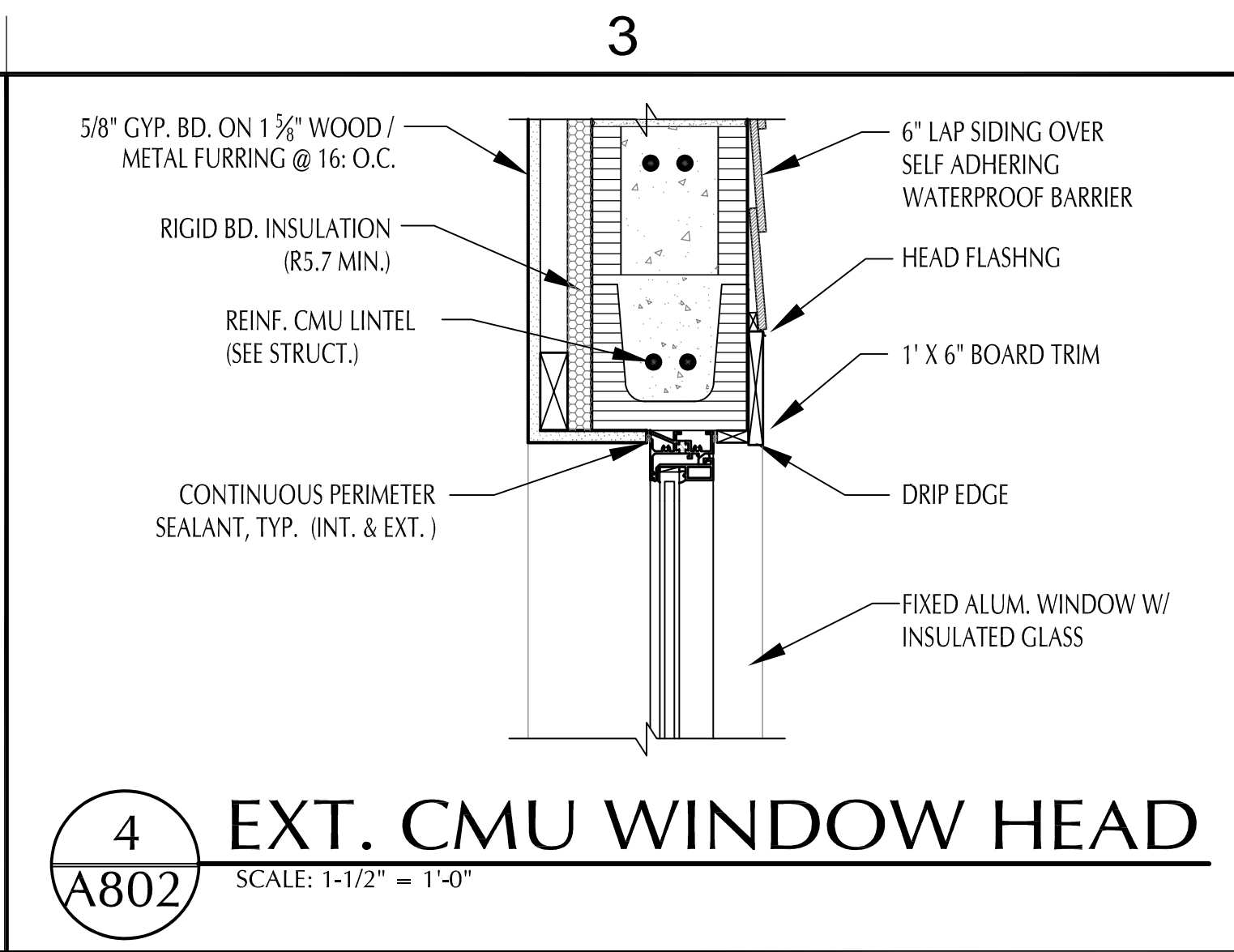
A801 JOB #:
ISSUE DATE: 9-8-23



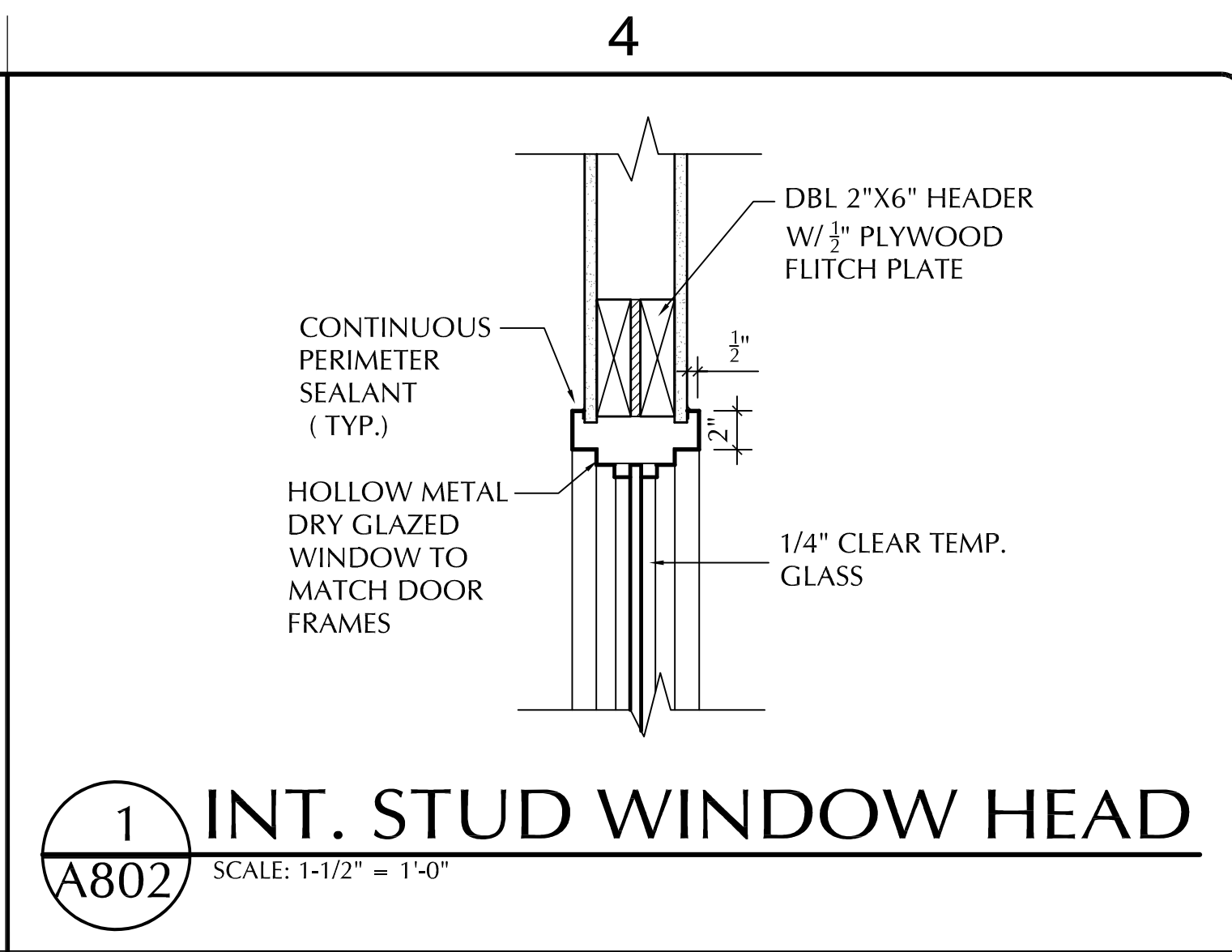
10
A802 **ALUM. STORE FRONT HEAD**
SCALE: 1-1/2" = 1'-0"



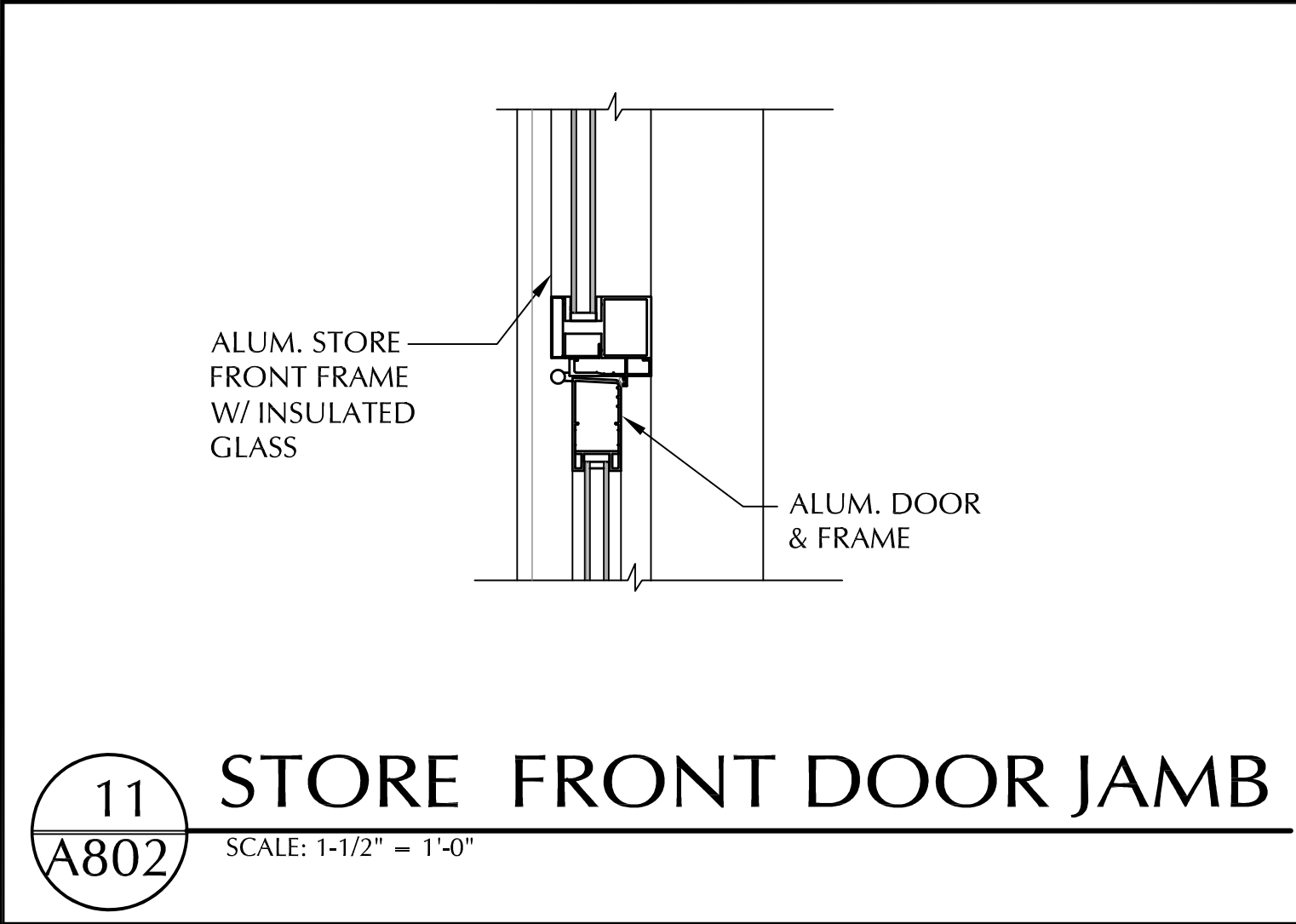
7
A802 **EXT. STUD WINDOW HEAD**
SCALE: 1-1/2" = 1'-0"



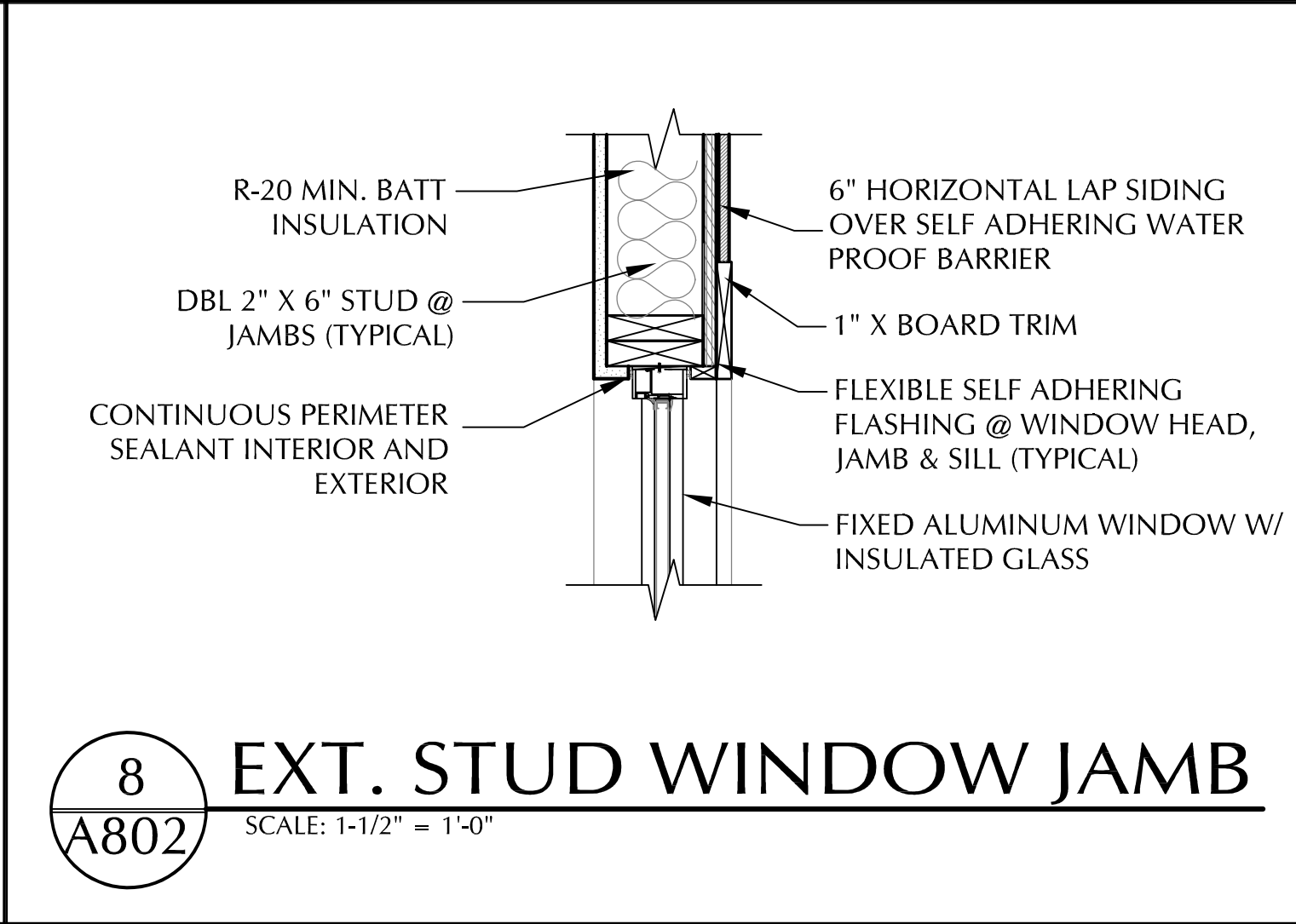
4
A802 **EXT. CMU WINDOW HEAD**
SCALE: 1-1/2" = 1'-0"



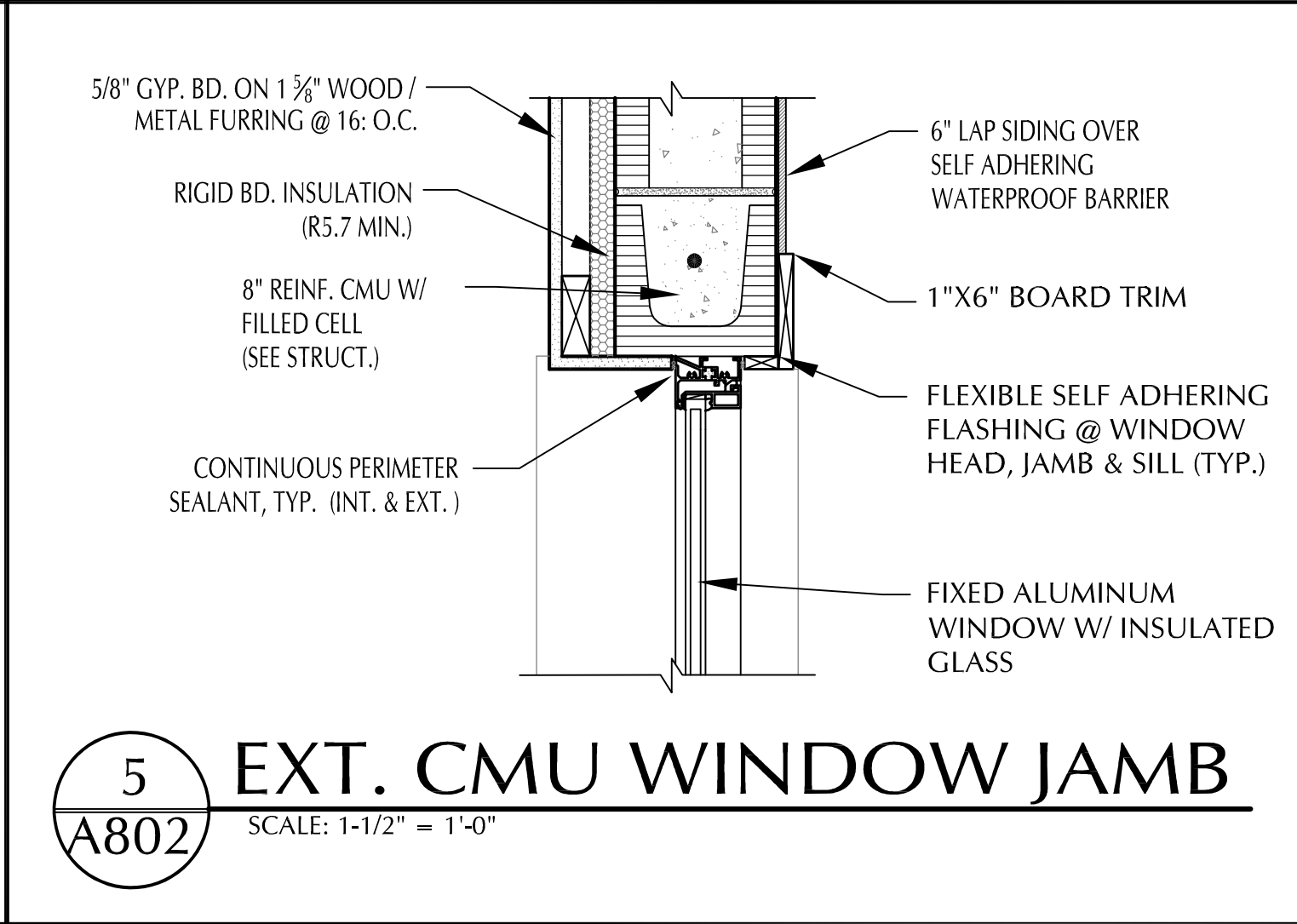
1
A802 **INT. STUD WINDOW HEAD**
SCALE: 1-1/2" = 1'-0"



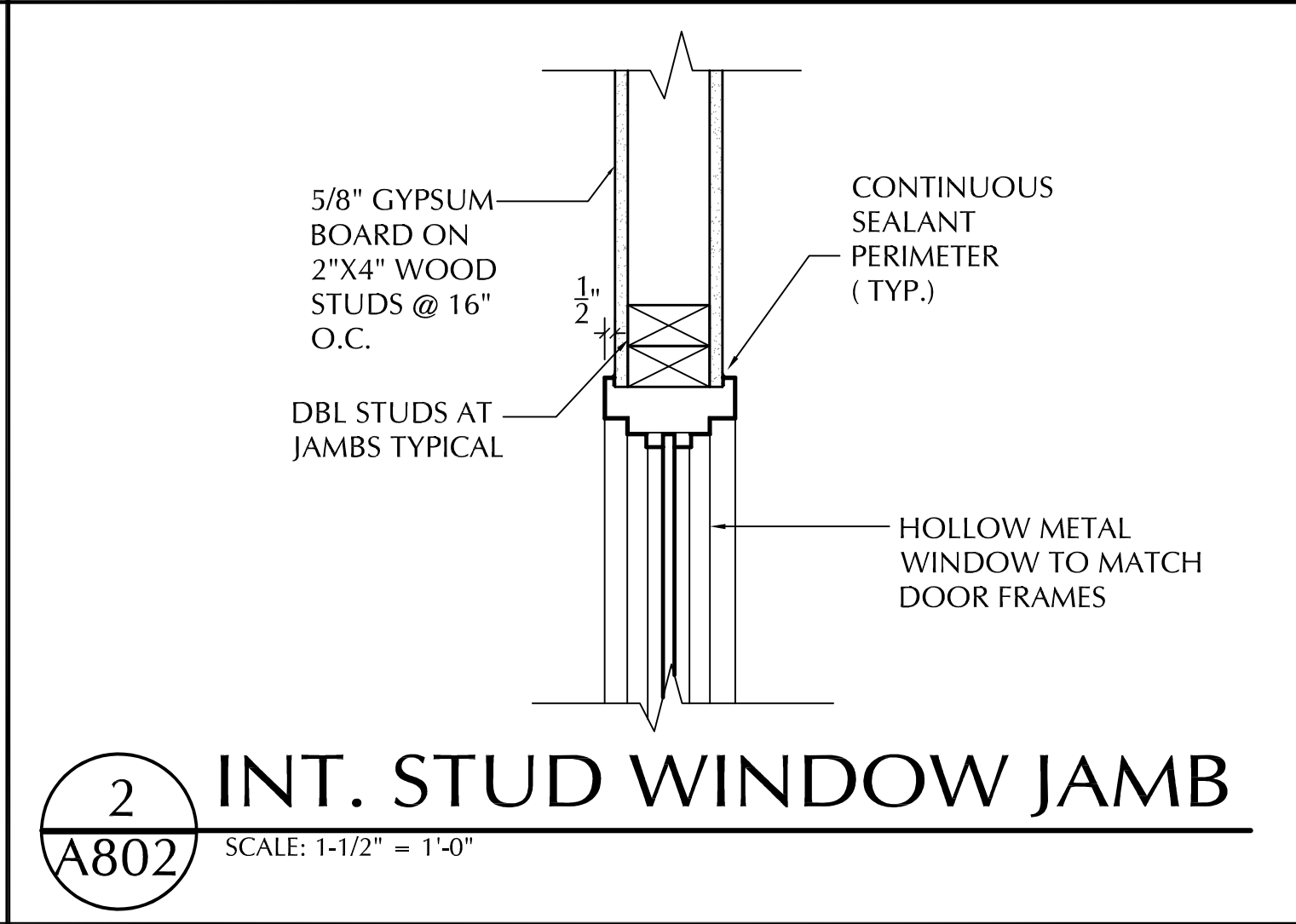
11
A802 **STORE FRONT DOOR JAMB**
SCALE: 1-1/2" = 1'-0"



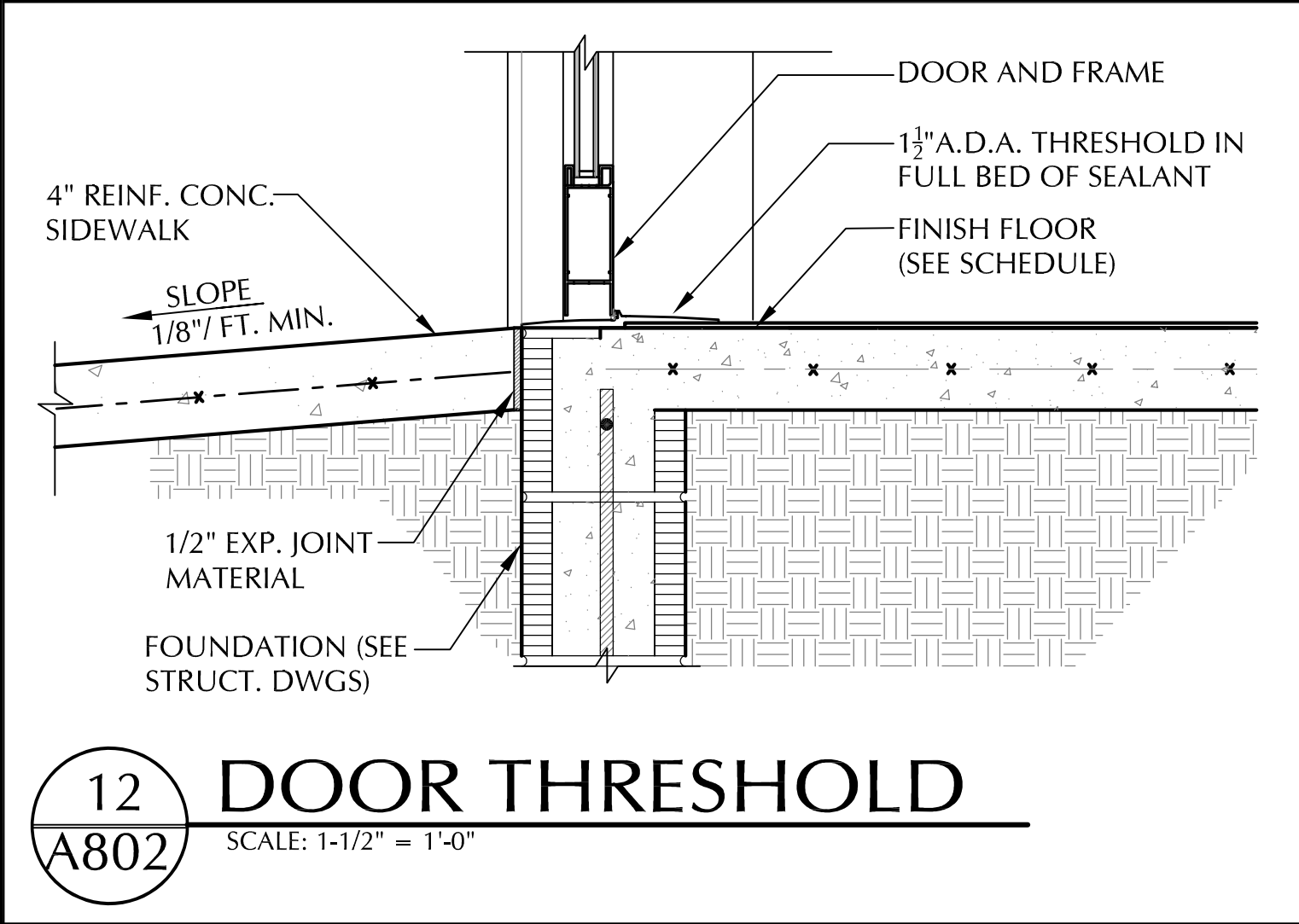
8
A802 **EXT. STUD WINDOW JAMB**
SCALE: 1-1/2" = 1'-0"



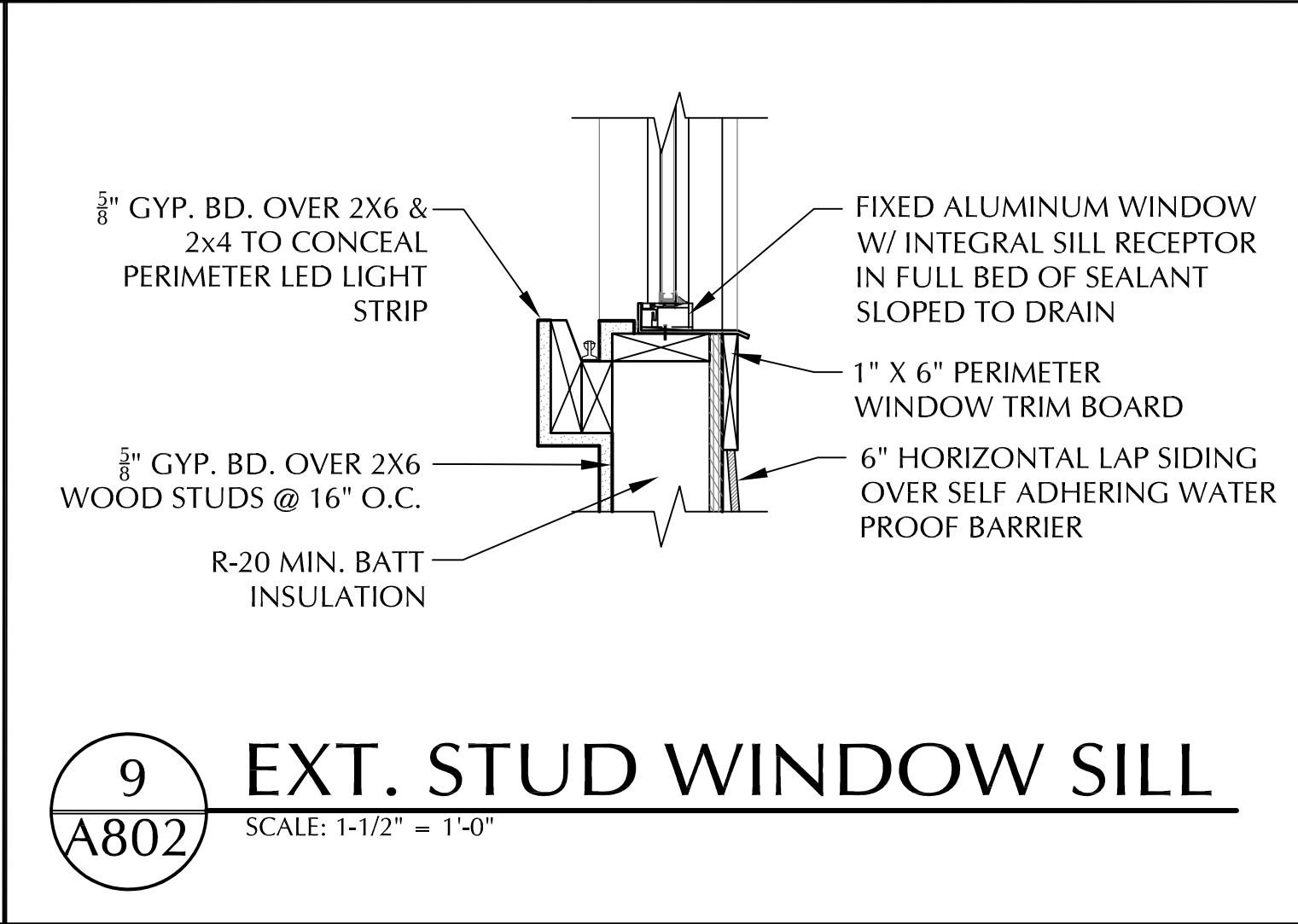
5
A802 **EXT. CMU WINDOW JAMB**
SCALE: 1-1/2" = 1'-0"



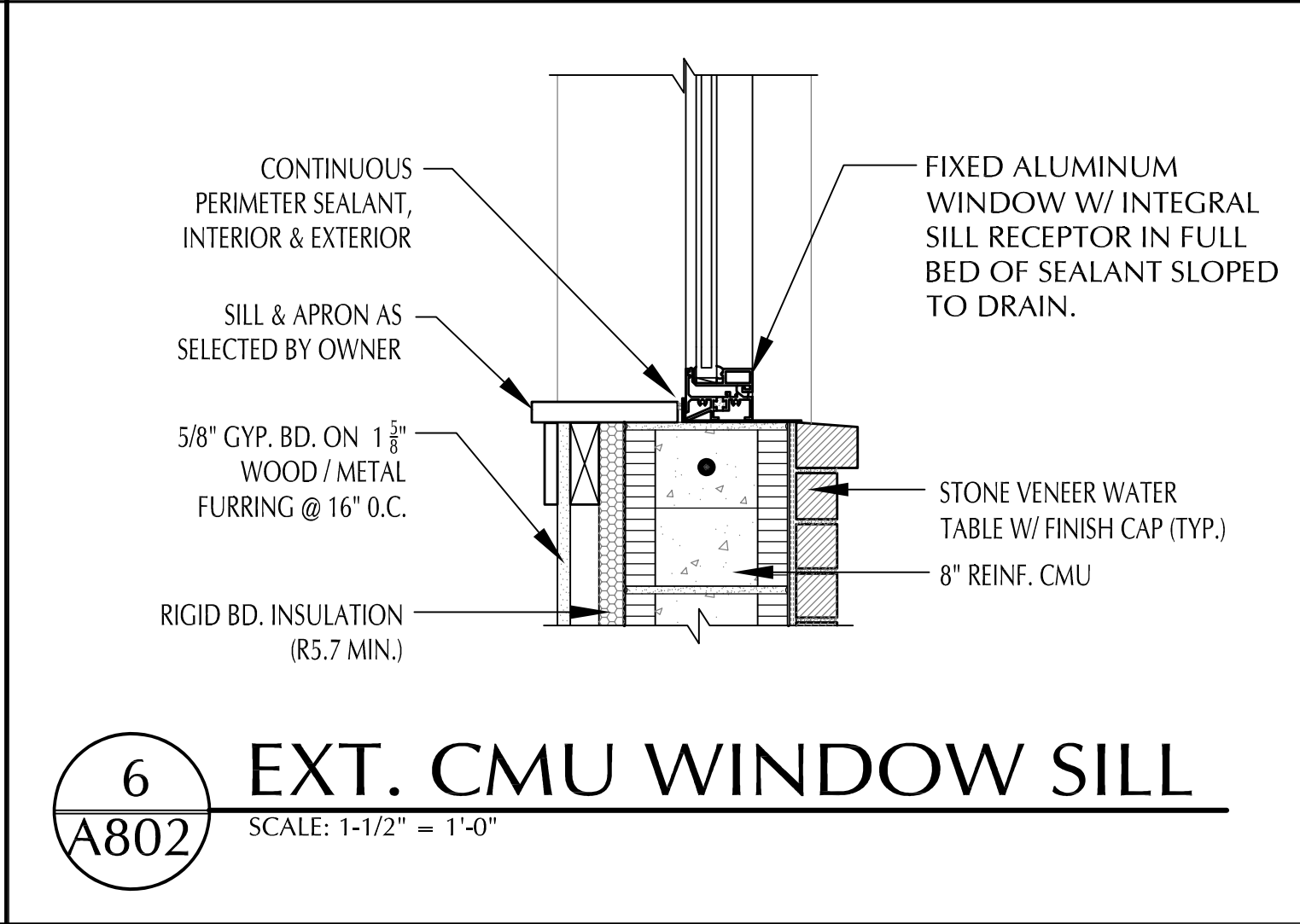
2
A802 **INT. STUD WINDOW JAMB**
SCALE: 1-1/2" = 1'-0"



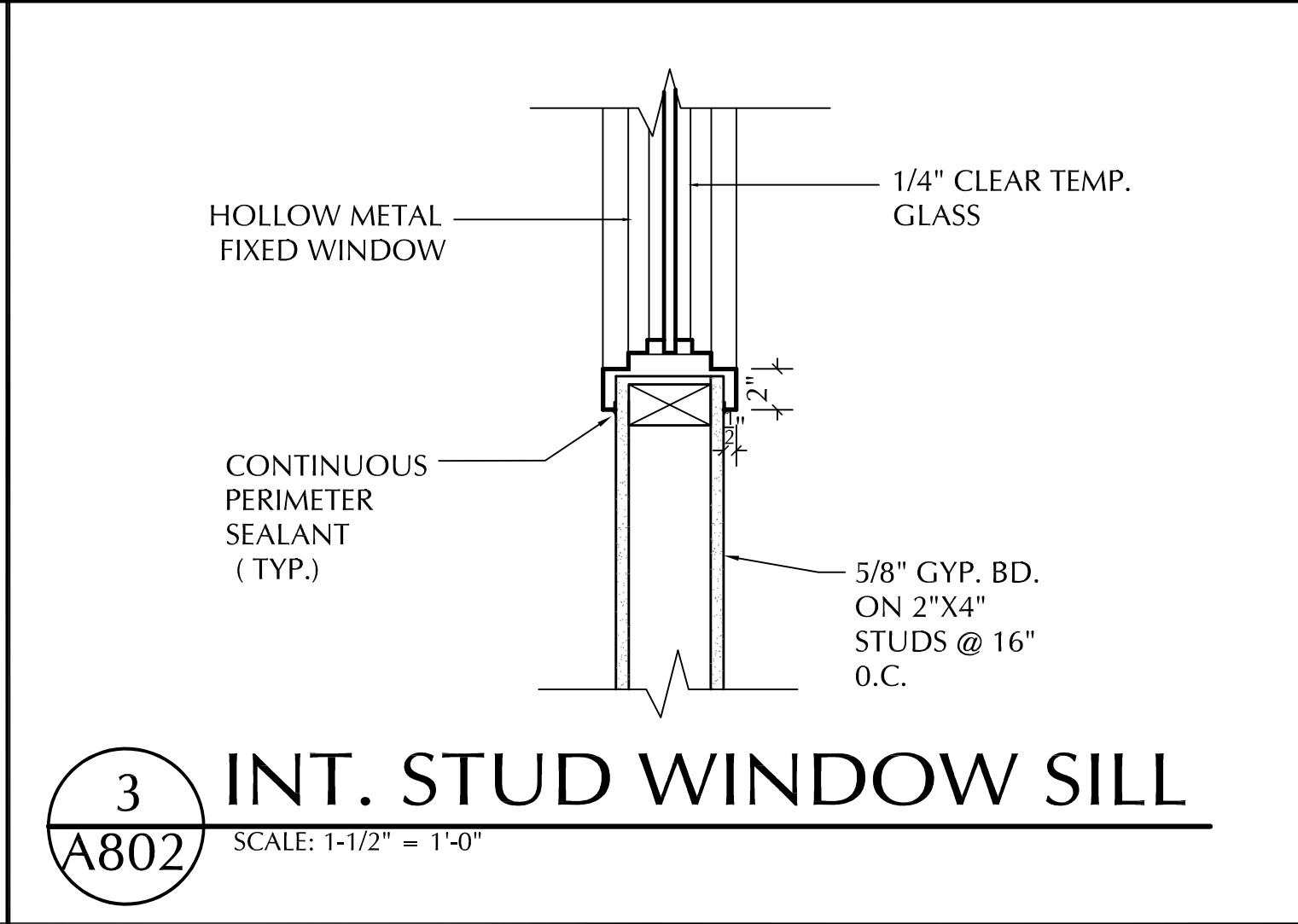
12
A802 **DOOR THRESHOLD**
SCALE: 1-1/2" = 1'-0"



9
A802 **EXT. STUD WINDOW SILL**
SCALE: 1-1/2" = 1'-0"



6
A802 **EXT. CMU WINDOW SILL**
SCALE: 1-1/2" = 1'-0"



3
A802 **INT. STUD WINDOW SILL**
SCALE: 1-1/2" = 1'-0"

REVISIONS

HELEN LEHMANN
MONTVERDE LIBRARY
17435 5TH STREET
MONTVERDE, FL 34756

PERMIT SET

GatorSketch
ARCHITECTS & PLANNERS
A200002310
1000 EAST HWY 50 SUITE 201A, CLEERMONT, FL 34111
PH: (407) 968-5677 FAX: (888) 959-4814
Web Site: www.gatorsketch.com

SIGN DATE

 10/30/2023

COPYRIGHT © 2023
GATORSKETCH CORP.
THIS DRAWING IS PROTECTED BY
COPYRIGHT LAWS OF THE
UNITED STATES. NO PART OF THIS
DESIGN OR THIS DOCUMENT,
INCLUDING ELECTRONIC MEDIA,
MAY BE REPRODUCED,
TRANSMITTED, COPIED, OR
OTHERWISE USED FOR
CONSTRUCTION PURPOSES
WITHOUT EXPRESSED WRITTEN
PERMISSION OF THE DESIGN
PROFESSIONAL. VIOLATORS WILL
BE SUBJECT TO LEGAL
PROSECUTION TO THE FULLEST
EXTENT OF THE LAW

WINDOW/DOOR
DETAILS
A802
ISSUE DATE 9-8-23
JOB # GC-22-010