



**Cash Balance Finance Report
And
Budget to Actual Report
2024-2025**

**Date of Report: May 06, 2025
Report Beginning Period: April 01, 2025
Report Ending Period: April 30, 2025**

**Prepared by: Mai Yang, Finance Director
Reviewed by: Paul Larino, Town Manager**

Table of Contents

Cash Summary	3
Revenues Apr 2025	8
Expenditures Apr 2025.....	22
Bank Reconciliation Apr 2025	43
Bank Statement Apr 2025 #5217	45
Bank Statement Apr 2025 #7890	53
Payroll Check Register Apr 2025	55
AP Check Register Apr 2025	57

Cash Summary

Available Bank Cash - Fund Account: **\$5,862,940.63**

Fund Cash:

Restricted Funds: **\$3,727,676.43**

Unrestricted Funds: **\$2,135,264.20**

Total Cash: **\$5,862,940.63**

**TOWN OF MONTVERDE
FINANCE CASH REPORT AS OF: FY April 2025 - April 2025**

Book and Cash Account

Operating Cash Account 1 and 2:

Beginning Bank Balance	\$6,065,852.69
Revenues	\$835,096.23
Expenditures	\$792,470.57
Ending Bank Balance	\$6,108,478.35
Pending/Outstanding Liabilities	\$245,537.72
Available Cash	\$5,862,940.63

Total Cash Account: \$5,862,940.63

Restricted Funds:

Parks & Recreation Impact Fee Fund	-\$257,211.35
Fire Protection Impact Fee Fund	\$0.00
Road & Street Impact Fee Fund	-\$53,848.34
Administrative Impact Fee Fund	\$401,586.30
Water Impact Fee Fund	\$626,757.32

Water Deposit	\$190,618.72
Water Cash	\$1,493,325.15

ARPA	\$0.00
Remaining County ARPA	\$1,102,307.78
Capital Projects Appropriations	\$151,000.00
One Half Cent Sales Tax (Transportation Fee)	\$63,068.85
Police	\$6,436.00
Historical	\$3,636.00

Restricted Funds Total: \$3,727,676.43

Available Unrestricted Funds for General Account: \$2,135,264.20

Budget to Actual Summary

Total Reporting Months in this Report: **7 OF 12**
Percentage of the Budget Year: **58.3%**

Revenues – General Fund

General Revenue Budgeted: **\$2,827,134.01**
General Revenue Budget Received YTD: **\$1,882,249.62**
Percentage of Budget Received: **66.58%**
Remaining Revenue to be Received in FY 2025: **\$944,884.39**

Expenditures – General Fund

General Fund Expenditures Budgeted: **\$2,827,134.01**
General Fund Expenditures Expended YTD: **\$1,766,353.28**
Percentage of Budget Expended: **62.48%**
Remaining General Fund Budgeted to Expend: **\$1,060,780.73**

Revenues – Water Fund

Water Revenue Budgeted: **\$1,039,100.00**
Water Revenue Budget Received YTD: **\$621,145.10**
Percentage of Budget Received: **59.78%**
Remaining Revenue to be Received in FY 2025: **\$417,954.90**

Budget to Actual Summary

Expenditures – Water Fund

Water Fund Expenditures Budgeted:	\$1,039,100.00
Water Fund Expenditures Expended YTD:	\$444,758.39
Percentage of Budget Expended:	42.80%
Remaining Water Fund Budgeted to Expend:	\$594,341.61

Revenues – Sewer Fund

Sewer Revenue Budgeted:	\$183,325.00
Sewer Revenue Budget Received YTD:	\$103,568.30
Percentage of Budget Received:	56.49%
Remaining Revenue to be Received in FY 2025:	\$79,756.70

Expenditures – Sewer Fund

Sewer Fund Expenditures Budgeted:	\$183,325.00
Sewer Fund Expenditures Expended YTD:	\$65,233.52
Percentage of Budget Expended:	35.58%
Remaining Water Fund Budgeted to Expend:	\$118,091.48

Budget to Actual Summary

Revenues – Capital Fund

Capital Revenue Budgeted:	\$44,077,214.36
Capital Revenue Budget Received YTD:	\$946,648.01
Percentage of Budget Received:	2.15%
Remaining Revenue to be Received in FY 2025:	\$43,130,566.35

Expenditures – Capital Fund

Capital Fund Expenditures Budgeted:	\$44,077,214.36
Capital Fund Expenditures Expended YTD:	\$1,519,670.23
Percentage of Budget Expended:	3.45%
Remaining Capital Fund Budgeted to Expend:	\$42,557,544.13

Account Number	Account Title	2025	YTD	2024-25	Revenue to be Received	% Of Budget
		April Actual	Actual	Current year Budget		
GENERAL FUND						
001-311100	Ad Valorem Taxes	18,310.48	551,664.90	600,164.00	48,499.10	91.92%
001-311200	Delinquent Ad Valorem Taxes	.00	.00	10.00	10.00	.00
001-312410	Local Option Gas Tax	5,437.44	34,203.21	75,000.00	40,796.79	45.60%
001-312600	Discretionary Tax	14,495.56	107,671.51	190,000.00	82,328.49	56.67%
001-314100	Electric Service Tax	8,331.73	53,143.87	92,000.00	38,856.13	57.77%
001-314400	Natural Gas Service Tax	495.28	3,246.62	4,600.00	1,353.38	70.58%
001-315100	Communications Service Tax	7,473.43	42,836.66	66,000.01	23,163.35	64.90%
001-316100	Prof. & Occup. License Tax	.00	.00	50.00	50.00	.00
001-323100	Electricity Franchise	12,032.39	88,262.37	150,000.00	61,737.63	58.84%
001-323400	Gas Franchise	723.77	4,397.94	4,200.00	197.94-	104.71%
001-329504	Permit Fire Reivew Fee	.00	.00	1,000.00	1,000.00	.00
001-329505	Reinspection Fees	375.00	3,975.00	20,000.00	16,025.00	19.88%
001-329506	Plan Review	8,229.48	89,842.21	150,000.00	60,157.79	59.89%
001-329507	Building Permit Fees	21,965.12	242,533.35	375,000.00	132,466.65	64.68%
001-329508	Administrative Fee	8,338.69	91,026.16	125,000.00	33,973.84	72.82%
001-329509	State Permit Surcharge	737.29	8,454.38	13,000.00	4,545.62	65.03%
001-329510	Zoning/Permit Appl Fees	1,815.00	13,096.13	20,000.00	6,903.87	65.48%
001-329515	Row Utilization Fees	.00	500.00	1,500.00	1,000.00	33.33%
001-335150	Alcoholic Beverage License	.00	223.74	500.00	276.26	44.75%
001-335180	1/2 Cent Sales Tax	10,938.18	63,068.85	130,000.00	66,931.15	48.51%
001-335190	State Revenue Sharing	5,071.92	30,935.50	65,000.00	34,064.50	47.59%
001-337700	Grants & Donations	.00	.00	500.00	500.00	.00
001-338000	Library Interlocal w/ Lake Co	3,261.44	26,091.52	35,000.00	8,908.48	74.55%
001-338100	One Cent Gas Tax - Lake Co.	623.71	3,917.68	6,500.00	2,582.32	60.27%
001-341210	Notary, Copy, Fax Fees	274.14	8,109.66	250.00	7,859.66-	3243.86%
001-341215	Public Record Requests	71.05	71.05	50.00	21.05-	142.10%
001-341220	Mva Traffic Signal Maintenance	.00	.00	2,300.00	2,300.00	.00
001-341500	Lien Search Charge	25.00	525.00	1,500.00	975.00	35.00%
001-343400	Garbage Service Charges	9,530.52	167,931.80	295,000.00	127,068.20	56.93%
001-343410	Garbage Late Fee	10.74	1,641.95	1,200.00	441.95-	136.83%
001-347220	Montverde Day	.00	39,163.25	50,000.00	10,836.75	78.33%
001-347230	Easter Event	.00	.00	50.00	50.00	.00
001-347240	Light Up Montverde	.00	.00	50.00	50.00	.00
001-347261	License Plate Revenue	.00	.00	100.00	100.00	.00
001-351100	Court Fines - Dept Hwy Safety	630.63	2,529.87	3,800.00	1,270.13	66.58%
001-352100	Library Fines	.00	198.80	150.00	48.80-	132.53%
001-354200	Code Compliance Fines	50.00	1,776.00	15,000.00	13,224.00	11.84%
001-361000	FEMA - Revenue	.00	25.00	.00	25.00-	.00
001-361002	Insurance - Lighting Strike	.00	60,130.29	.00	60,130.29-	.00
001-361100	Interest Earnings	2,653.79	82,933.85	16,000.00	66,933.85-	518.34%
001-362100	17406 7Th Street Rental	.00	.00	14,000.00	14,000.00	.00
001-362260	Rental Income - Cell Tower	.00	43,758.41	41,000.00	2,758.41-	106.73%
001-362300	Post Office Rental Revenue	1,663.75	11,646.25	18,100.00	6,453.75	64.34%
001-364100	Asset Sales (Equip/Veh/Mchnry)	.00	.00	50,000.00	50,000.00	.00
001-366000	Donations	2,000.00	2,000.00	.00	2,000.00-	.00
001-366240	Community Building Rental	.00	.00	3,500.00	3,500.00	.00
001-366245	Contributions To Cemetry	.00	25.00	50.00	25.00	50.00%
001-369900	Other Revenues	126.25	691.84	40,000.00	39,308.16	1.73%
001-381200	Bal Fwd Fund Appropriation	.00	.00	150,000.00	150,000.00	.00
001-388800	Library Book Sales	.00	.00	10.00	10.00	.00
Total Revenue:		145,691.78	1,882,249.62	2,827,134.01	944,884.39	66.58%
GENERAL FUND Revenue Total:		145,691.78	1,882,249.62	2,827,134.01	944,884.39	66.58%

Account Number	Account Title	2025 April Actual	YTD Actual	2024-25 Current year Budget	Revenue to be Received	% Of Budget
	Net Total GENERAL FUND:	145,691.78	1,882,249.62	2,827,134.01	944,884.39	66.58%

Account Number	Account Title	2025 April Actual	YTD Actual	2024-25 Current year Budget	Revenue to be Received	% Of Budget
PARKS & REC IMPACT FEE FUND						
140-347200	Impact Fee Revenue	3,577.31	31,989.79	65,000.00	33,010.21	49.22%
140-347201	Fund Balance Forward	.00	.00	92,000.00	92,000.00	.00
Total Revenue:		3,577.31	31,989.79	157,000.00	125,010.21	20.38%
PARKS & REC IMPACT FEE FUND Revenue Total:		3,577.31	31,989.79	157,000.00	125,010.21	20.38%
Net Total PARKS & REC IMPACT FEE FUND:		3,577.31	31,989.79	157,000.00	125,010.21	20.38%

Account Number	Account Title	2025 April Actual	YTD Actual	2024-25 Current year Budget	Revenue to be Received	% Of Budget
ROAD & STREET IMPACT FEE FUND						
160-324218	Road & Streets Impact Fees	3,217.12	30,455.18	75,000.00	44,544.82	40.61%
160-324219	Road & Streets Impact Fees	.00	.00	50,000.00	50,000.00	.00
Total Revenue:		3,217.12	30,455.18	125,000.00	94,544.82	24.36%
ROAD & STREET IMPACT FEE FUND Revenue Total:		3,217.12	30,455.18	125,000.00	94,544.82	24.36%
Net Total ROAD & STREET IMPACT FEE FUND:		3,217.12	30,455.18	125,000.00	94,544.82	24.36%

Account Number	Account Title	2025 April Actual	YTD Actual	2024-25 Current year Budget	Revenue to be Received	% Of Budget
ADMINISTRATIVE IMPACT FEE FUND						
170-324250	Admin Impact Fee - Library	7,508.52	84,218.16	50,000.00	34,218.16-	168.44%
170-324251	Admin Impact Fee Library C Fwd	.00	.00	240,000.00	240,000.00	.00
Total Revenue:		7,508.52	84,218.16	290,000.00	205,781.84	29.04%
ADMINISTRATIVE IMPACT FEE FUND Revenue Total:		7,508.52	84,218.16	290,000.00	205,781.84	29.04%
Net Total ADMINISTRATIVE IMPACT FEE FUND:		7,508.52	84,218.16	290,000.00	205,781.84	29.04%

Account Number	Account Title	2025 April Actual	YTD Actual	2024-25 Current year Budget	Revenue to be Received	% Of Budget
CAPITAL - BOAT RAMP						
330-334700	State DEP Grant	.00	.00	300,000.00	300,000.00	.00
330-334710	Stormwater Grants	.00	.00	100,000.00	100,000.00	.00
330-334711	LCWA Grant - Boat Ramp	.00	.00	80,000.00	80,000.00	.00
Total Revenue:		.00	.00	480,000.00	480,000.00	.00
CAPITAL - BOAT RAMP Revenue Total:		.00	.00	480,000.00	480,000.00	.00
Net Total CAPITAL - BOAT RAMP:		.00	.00	480,000.00	480,000.00	.00

Account Number	Account Title	2025 April Actual	YTD Actual	2024-25 Current year Budget	Revenue to be Received	% Of Budget
FOSGATE TRAIL CONNECTION						
370-336000	Developer Donations Carry Fwd	.00	.00	100,000.00	100,000.00	.00
Total Revenue:		.00	.00	100,000.00	100,000.00	.00
FOSGATE TRAIL CONNECTION Revenue Total:		.00	.00	100,000.00	100,000.00	.00
Net Total FOSGATE TRAIL CONNECTION:		.00	.00	100,000.00	100,000.00	.00

Account Number	Account Title	2025 April Actual	YTD Actual	2024-25 Current year Budget	Revenue to be Received	% Of Budget
WATER						
400-343300	Water Service Chrgs - Potable	15,457.03	263,455.38	565,000.00	301,544.62	46.63%
400-343301	Bulk Water Sales	.00	17,454.00	4,500.00	12,954.00-	387.87%
400-343310	Irrigation Water Service Chrgs	11,186.58	150,115.57	175,000.00	24,884.43	85.78%
400-343330	Administrative Fee	1,195.38	11,255.96	15,000.00	3,744.04	75.04%
400-343331	Water Meter Install Charges	14,700.00	151,200.00	175,000.00	23,800.00	86.40%
400-343390	Water Late Fees	152.38	5,246.33	4,000.00	1,246.33-	131.16%
400-343600	Surcharge	411.82	14,780.05	.00	14,780.05-	.00
400-361100	Interest Earnings	1,137.34	7,637.81	500.00	7,137.81-	1527.56%
400-369900	Other Revenues	.00	.00	100,100.00	100,100.00	.00
Total Revenue:		44,240.53	621,145.10	1,039,100.00	417,954.90	59.78%
WATER Revenue Total:		44,240.53	621,145.10	1,039,100.00	417,954.90	59.78%
Net Total WATER:		44,240.53	621,145.10	1,039,100.00	417,954.90	59.78%

Account Number	Account Title	2025 April Actual	YTD Actual	2024-25 Current year Budget	Revenue to be Received	% Of Budget
WATER IMPACT FEE FUND						
410-324210	Water Impact Fees	5,711.07	27,686.63	300,000.00	272,313.37	9.23%
410-324211	Water Impact Fees - Carry Fwd	.00	.00	624,000.00	624,000.00	.00
Total Revenue:		5,711.07	27,686.63	924,000.00	896,313.37	3.00%
WATER IMPACT FEE FUND Revenue Total:		5,711.07	27,686.63	924,000.00	896,313.37	3.00%
Net Total WATER IMPACT FEE FUND:		5,711.07	27,686.63	924,000.00	896,313.37	3.00%

Account Number	Account Title	2025 April Actual	YTD Actual	2024-25 Current year Budget	Revenue to be Received	% Of Budget
CAPITAL-WATER ENTERPRISE						
420-334311	SHAFI Grant	.00	.00	12,970,000.00	12,970,000.00	.00
Total Revenue:		.00	.00	12,970,000.00	12,970,000.00	.00
CAPITAL-WATER ENTERPRISE Revenue Total:		.00	.00	12,970,000.00	12,970,000.00	.00
Net Total CAPITAL-WATER ENTERPRISE:		.00	.00	12,970,000.00	12,970,000.00	.00

Account Number	Account Title	2025 April Actual	YTD Actual	2024-25 Current year Budget	Revenue to be Received	% Of Budget
SEWER-ENTERPRISE (WASTE WATER)						
421-343307	Sewer Connection Fees	2,550.00	23,800.00	50,000.00	26,200.00	47.60%
421-343320	Sewer Service Charge	3,385.91	72,012.49	120,000.00	47,987.51	60.01%
421-343390	Sewer Late Fees	2.40	946.20	750.00	196.20	126.16%
421-343500	Surcharges Out of Town Limits	242.49	6,809.61	12,500.00	5,690.39	54.48%
421-361100	Interest Earnings	.00	.00	25.00	25.00	.00
421-369900	Other Revenues	.00	.00	50.00	50.00	.00
Total Revenue:		6,180.80	103,568.30	183,325.00	79,756.70	56.49%
SEWER-ENTERPRISE (WASTE WATER) Revenue Total:		6,180.80	103,568.30	183,325.00	79,756.70	56.49%
Net Total SEWER-ENTERPRISE (WASTE WATER):		6,180.80	103,568.30	183,325.00	79,756.70	56.49%

Account Number	Account Title	2025 April Actual	YTD Actual	2024-25 Current year Budget	Revenue to be Received	% Of Budget
CAPITAL - SEWER ENTERPRISE						
422-334350	Grants - Sewer	.00	.00	19,823,318.00	19,823,318.00	.00
422-334355	Intragovernmental Carry Fwd	.00	.00	3,607,840.81	3,607,840.81	.00
422-334356	Sewer Grants (DEP)	455,000.00	455,000.00	4,000,000.00	3,545,000.00	11.38%
Total Revenue:		455,000.00	455,000.00	27,431,158.81	26,976,158.81	1.66%
CAPITAL - SEWER ENTERPRISE Revenue Total:		455,000.00	455,000.00	27,431,158.81	26,976,158.81	1.66%
Net Total CAPITAL - SEWER ENTERPRISE:		455,000.00	455,000.00	27,431,158.81	26,976,158.81	1.66%

Account Number	Account Title	2025 April Actual	YTD Actual	2024-25 Current year Budget	Revenue to be Received	% Of Budget
CAPITAL - STORM WATER						
430-334360	Grants	.00	35,000.00	375,000.00	340,000.00	9.33%
430-334361	State Appropriation	.00	.00	1,500,000.00	1,500,000.00	.00
430-334362	LCWA	.00	20,528.40	.00	20,528.40-	.00
430-369900	Other Revenues	.00	.00	.00	.00	.00
Total Revenue:		.00	55,528.40	1,875,000.00	1,819,471.60	2.96%
CAPITAL - STORM WATER Revenue Total:		.00	55,528.40	1,875,000.00	1,819,471.60	2.96%
Net Total CAPITAL - STORM WATER:		.00	55,528.40	1,875,000.00	1,819,471.60	2.96%

Account Number	Account Title	2025 April Actual	YTD Actual	2024-25 Current year Budget	Revenue to be Received	% Of Budget
CAPITAL - LIBRARY						
500-324660	Intragovernmental Grant - Lib	.00	436,119.61	895,745.20	459,625.59	48.69%
500-332000	MV ARPA Funds (w/ Interest)	.00	.00	425,310.35	425,310.35	.00
Total Revenue:		.00	436,119.61	1,321,055.55	884,935.94	33.01%
CAPITAL - LIBRARY Revenue Total:		.00	436,119.61	1,321,055.55	884,935.94	33.01%
Net Total CAPITAL - LIBRARY:		.00	436,119.61	1,321,055.55	884,935.94	33.01%
Net Grand Totals:		671,127.13	3,727,960.79	49,722,773.37	45,994,812.58	7.50%

Report Criteria:

- Accounts to include: With balances or activity
- Print Fund Titles
- Page and Total by Fund
- Include Departments: None
- Print Department Titles
- Total by Department
- Include Objects: None
- All Segments Tested for Total Breaks

Account Number	Account Title	Expanded Title	2025 April Actual	2024-25 YTD Actual	2024-25 Amended Budget	2024-25 Current year Budget	Variance	% Of Budget
GENERAL FUND								
TOWN COUNCIL								
001-511-240	Workers Compensation		.00	252.04	666.00	666.00	413.96	37.84%
001-511-342	Council Stipends		2,745.08	21,906.81	44,500.00	44,500.00	22,593.19	49.23%
001-511-400	Travel		.00	.00	750.00	750.00	750.00	.00
001-511-445	Election Expense		.00	.00	5,000.00	5,000.00	5,000.00	.00
001-511-450	Insurance		.00	6,065.51	8,690.00	8,690.00	2,624.49	69.80%
001-511-460	Repairs & Maintenance		.00	.00	100.00	100.00	100.00	.00
001-511-470	Printing & Copying		.00	359.10	500.00	500.00	140.90	71.82%
001-511-490	Other Current Charges		.00	129.09	1,800.00	1,800.00	1,670.91	7.17%
001-511-491	Council Workshop & Comm Meals		1,177.60	9,726.42	18,000.00	18,000.00	8,273.58	54.04%
001-511-510	Office Supplies		349.63	371.55	500.00	500.00	128.45	74.31%
001-511-520	Operating Supplies		60.00	1,077.08	2,500.00	2,500.00	1,422.92	43.08%
001-511-521	Uniforms & Clothing		132.60	784.54	800.00	800.00	15.46	98.07%
001-511-540	Subscriptions & Memberships		.00	2,909.25	4,500.00	4,500.00	1,590.75	64.65%
001-511-550	Seminars & Training		.00	.00	7,000.00	7,000.00	7,000.00	.00
001-511-551	Economic Development		.00	.00	750.00	750.00	750.00	.00
Total TOWN COUNCIL:			4,464.91	43,581.39	96,056.00	96,056.00	52,474.61	45.37%
FINANCE & ADMINISTRATIVE								
001-513-120	Regular Salaries & Wages		9,690.42	65,440.12	109,561.00	109,561.00	44,120.88	59.73%
001-513-121	Employee Christmas and Perform		.00	11,910.06	12,500.00	12,500.00	589.94	95.28%
001-513-140	Overtime		317.05	1,995.18	8,500.00	8,500.00	6,504.82	23.47%
001-513-210	FICA Matching		798.91	5,599.11	8,878.67	8,878.67	3,279.56	63.06%
001-513-220	Retirement Plan		1,881.63	13,020.69	21,000.00	21,000.00	7,979.31	62.00%
001-513-230	Health Insurance		1,987.93	11,881.48	24,000.00	24,000.00	12,118.52	49.51%
001-513-234	Short-Term Disability		102.10	612.22	950.00	950.00	337.78	64.44%
001-513-240	Workers Compensation		.00	703.90	1,860.00	1,860.00	1,156.10	37.84%
001-513-310	Professional Services		.00	.00	2,500.00	2,500.00	2,500.00	.00
001-513-320	Accounting & Auditing		.00	4,000.00	19,500.00	19,500.00	15,500.00	20.51%
001-513-340	Contractual Services		496.25	6,501.80	14,500.00	14,500.00	7,998.20	44.84%
001-513-400	Travel		.00	.00	1,500.00	1,500.00	1,500.00	.00
001-513-410	Telephone		196.15	1,318.01	3,000.00	3,000.00	1,681.99	43.93%
001-513-411	Internet		50.00	652.00	2,500.00	2,500.00	1,848.00	26.08%
001-513-420	Postage & Freight		963.77	3,200.25	3,000.00	3,000.00	200.25-	106.68%
001-513-430	Utilities		309.40	2,344.17	5,500.00	5,500.00	3,155.83	42.62%
001-513-440	Rentals & Leases Building Repr		1,800.00	3,411.54	7,500.00	7,500.00	4,088.46	45.49%
001-513-450	Insurance		.00	14,230.93	20,625.00	20,625.00	6,394.07	69.00%
001-513-460	Repair & Maintenance		1,055.00	10,127.98	9,500.00	9,500.00	627.98-	106.61%
001-513-470	Printing & Copying		.00	327.55	3,500.00	3,500.00	3,172.45	9.36%
001-513-490	Other Current Charges		660.45	1,770.71	2,500.00	2,500.00	729.29	70.83%
001-513-492	Employee Meals & Appreciation		281.81	2,204.83	3,500.00	3,500.00	1,295.17	63.00%
001-513-495	Bank Finance Charges		83.00	371.56	400.00	400.00	28.44	92.89%
001-513-510	Office Supplies		374.64	1,358.89	5,000.00	5,000.00	3,641.11	27.18%
001-513-513	TM Allowance		203.08	1,523.10	4,400.00	4,400.00	2,876.90	34.62%
001-513-520	Operating Supplies		609.98	1,026.54	2,800.00	2,800.00	1,773.46	36.66%
001-513-521	Uniforms & Clothing		231.45	703.84	1,200.00	1,200.00	496.16	58.65%
001-513-522	Small Tools & Equipment		.00	.00	500.00	500.00	500.00	.00
001-513-540	Subscriptions, Membership		382.75	836.91	2,900.00	2,900.00	2,063.09	28.86%
001-513-550	Seminars And Training		475.00	1,187.14	4,000.00	4,000.00	2,812.86	29.68%
001-513-605	Capital - Town Hall	Roof & Stone	5,050.00	111,300.64	.00	.00	111,300.64-	.00
Total FINANCE & ADMINISTRATIVE:			28,000.77	279,561.15	307,574.67	307,574.67	28,013.52	90.89%

Account Number	Account Title	Expanded Title	2025 April Actual	2024-25 YTD Actual	2024-25 Amended Budget	2024-25 Current year Budget	Variance	% Of Budget
LEGAL COUNSEL								
001-514-310	Professional Services		3,730.00	20,125.00	72,500.00	72,500.00	52,375.00	27.76%
001-514-510	Office Supplies		.00	.00	500.00	500.00	500.00	.00
Total LEGAL COUNSEL:			3,730.00	20,125.00	73,000.00	73,000.00	52,875.00	27.57%
PERMITTING								
001-519-120	Regular Salaries & Wages		8,382.91	59,191.51	100,821.00	100,821.00	41,629.49	58.71%
001-519-140	Overtime		1,016.95	5,637.51	9,500.00	9,500.00	3,862.49	59.34%
001-519-210	FICA Matching		721.91	5,140.16	8,439.56	8,439.56	3,299.40	60.91%
001-519-220	Retirement Plan		1,662.48	11,654.88	19,400.00	19,400.00	7,745.12	60.08%
001-519-230	Health Insurance		2,246.01	14,549.03	23,000.00	23,000.00	8,450.97	63.26%
001-519-234	Short-Term Disability		78.88	500.93	748.00	748.00	247.07	66.97%
001-519-240	Workers Compensation		.00	316.38	836.00	836.00	519.62	37.84%
001-519-310	Professional Services		6,353.36	34,204.33	24,000.00	24,000.00	10,204.33-	142.52%
001-519-315	Building Official Fees		14,132.40	208,427.73	350,000.00	350,000.00	141,572.27	59.55%
001-519-340	Contractual Services-Citizens		1,361.85	11,093.85	14,000.00	14,000.00	2,906.15	79.24%
001-519-350	Municode		630.60	2,911.39	4,800.00	4,800.00	1,888.61	60.65%
001-519-410	Telephone		119.64	750.14	2,000.00	2,000.00	1,249.86	37.51%
001-519-411	Internet		50.00	651.00	2,000.00	2,000.00	1,349.00	32.55%
001-519-420	Postage & Freight		.00	515.22	2,500.00	2,500.00	1,984.78	20.61%
001-519-440	Rentals & Leases		.00	.00	1,200.00	1,200.00	1,200.00	.00
001-519-450	Insurance		.00	4,108.45	5,775.00	5,775.00	1,666.55	71.14%
001-519-470	Printing & Copying		.00	563.34	750.00	750.00	186.66	75.11%
001-519-490	Other Current Charges		288.23	499.57	250.00	250.00	249.57-	199.83%
001-519-495	Bank Finance Charges		190.78	5,381.33	3,500.00	3,500.00	1,881.33-	153.75%
001-519-510	Office Supplies		69.83	329.17	1,500.00	1,500.00	1,170.83	21.94%
001-519-513	TM Allowances		138.46	1,038.45	3,300.00	3,300.00	2,261.55	31.47%
001-519-520	Operating Supplies		1,200.94	1,617.51	500.00	500.00	1,117.51-	323.50%
001-519-521	Uniforms & Clothing		.00	1,093.69	250.00	250.00	843.69-	437.48%
001-519-540	Subscriptions, Membership		232.50	785.82	500.00	500.00	285.82-	157.16%
001-519-550	Seminars And Training		.00	937.15	3,500.00	3,500.00	2,562.85	26.78%
Total PERMITTING:			38,877.73	371,898.54	583,069.56	583,069.56	211,171.02	63.78%
PUBLIC SAFETY								
001-520-240	Workers Compensation		.00	187.32	495.00	495.00	307.68	37.84%
001-520-343	Contract Svcs Highway Patrol		4,016.55	72,718.20	100,000.00	100,000.00	27,281.80	72.72%
001-520-344	Contract Svcs LCSO or HP		.00	.00	50,000.00	50,000.00	50,000.00	.00
001-520-410	Telephone		40.44	283.08	500.00	500.00	216.92	56.62%
001-520-411	Internet		1,286.40	4,473.84	6,500.00	6,500.00	2,026.16	68.83%
001-520-430	Utilities		120.81	768.91	1,600.00	1,600.00	831.09	48.06%
001-520-442	Equipment Leases (Vehicles)		.00	13,487.40	13,500.00	13,500.00	12.60	99.91%
001-520-450	Insurance		.00	1,539.85	2,112.00	2,112.00	572.15	72.91%
001-520-460	Repair & Maintenance		34.23	1,533.12	1,500.00	1,500.00	33.12-	102.21%
001-520-490	Other Current Charges		327.83	1,101.44	500.00	500.00	601.44-	220.29%
001-520-493	Volunteer Appreciation		.00	.00	650.00	650.00	650.00	.00
001-520-520	Operating Supplies		514.53	514.53	500.00	500.00	14.53-	102.91%
001-520-521	Uniforms & Clothing		.00	.00	500.00	500.00	500.00	.00
001-520-524	Fuel		45.47	86.99	2,000.00	2,000.00	1,913.01	4.35%
Total PUBLIC SAFETY:			6,386.26	96,694.68	180,357.00	180,357.00	83,662.32	53.61%
FIRE CONTROL/POST OFFICE								
001-522-450	Insurance		.00	5,448.75	7,920.00	7,920.00	2,471.25	68.80%
001-522-460	Repair & Maintenance		1,320.67	3,529.67	10,000.00	10,000.00	6,470.33	35.30%

Account Number	Account Title	Expanded Title	2025 April Actual	2024-25 YTD Actual	2024-25 Amended Budget	2024-25 Current year Budget	Variance	% Of Budget
Total FIRE CONTROL/POST OFFICE:			1,320.67	8,978.42	17,920.00	17,920.00	8,941.58	50.10%
CODE COMPLIANCE								
001-524-120	Regular Salaries & Wages		486.92	3,651.90	6,430.00	6,430.00	2,778.10	56.79%
001-524-210	FICA Matching		39.36	299.86	491.90	491.90	192.04	60.96%
001-524-220	Retirement Plan		141.20	1,059.00	1,864.70	1,864.70	805.70	56.79%
001-524-230	Health Insurance		61.10	420.40	1,430.00	1,430.00	1,009.60	29.40%
001-524-234	Short-Term Disability		4.36	30.52	122.00	122.00	91.48	25.02%
001-524-240	Workers Compensation		.00	77.58	205.00	205.00	127.42	37.84%
001-524-310	Professional Services		.00	700.00	5,000.00	5,000.00	4,300.00	14.00%
001-524-313	Legal Service		90.00	90.00	5,000.00	5,000.00	4,910.00	1.80%
001-524-420	Postage & Freight		10.33	90.25	900.00	900.00	809.75	10.03%
001-524-450	Insurance		.00	2,561.47	3,520.00	3,520.00	958.53	72.77%
001-524-490	Other Current Charges		.00	.00	250.00	250.00	250.00	.00
001-524-510	Office Supplies		.00	.00	100.00	100.00	100.00	.00
001-524-513	TM ALLOWANCE		27.70	207.75	660.00	660.00	452.25	31.48%
001-524-550	Seminars And Training		.00	83.94	500.00	500.00	416.06	16.79%
Total CODE COMPLIANCE:			860.97	9,272.67	26,473.60	26,473.60	17,200.93	35.03%
GARBAGE/SOLID WASTE SERVICES								
001-534-340	Contractual Services		42,357.18	129,599.07	255,000.00	255,000.00	125,400.93	50.82%
001-534-490	Bad Debt		.00	.00	500.00	500.00	500.00	.00
Total GARBAGE/SOLID WASTE SERVICES:			42,357.18	129,599.07	255,500.00	255,500.00	125,900.93	50.72%
PUBLIC WORKS								
001-539-120	Regular Salaries & Wages		2,554.99	18,485.04	33,103.00	33,103.00	14,617.96	55.84%
001-539-140	Overtime		59.70	802.96	4,500.00	4,500.00	3,697.04	17.84%
001-539-210	FICA Matching		204.38	1,622.11	2,876.63	2,876.63	1,254.52	56.39%
001-539-220	Retirement Plan		366.29	2,815.51	5,140.91	5,140.91	2,325.40	54.77%
001-539-230	Health Insurance		614.86	4,242.82	7,689.00	7,689.00	3,446.18	55.18%
001-539-234	Short-Term Disability		31.64	221.49	222.00	222.00	.51	99.77%
001-539-240	Workers Compensation		.00	302.76	800.00	800.00	497.24	37.85%
001-539-340	Contractual Services		361.86	566.86	3,500.00	3,500.00	2,933.14	16.20%
001-539-400	Travel		.00	.00	250.00	250.00	250.00	.00
001-539-410	Telephone		40.44	283.08	560.00	560.00	276.92	50.55%
001-539-430	Utilities		.00	.00	1,500.00	1,500.00	1,500.00	.00
001-539-442	Equipment Leases (Vehicles)		.00	26,800.00	26,800.00	26,800.00	.00	100.00%
001-539-450	Insurance		.00	5,977.34	8,580.00	8,580.00	2,602.66	69.67%
001-539-460	Repair & Maintenance		968.08	3,069.30	12,000.00	12,000.00	8,930.70	25.58%
001-539-464	Hurricane Repairs		15,934.95	231,663.06	.00	.00	231,663.06-	.00
001-539-490	Other Current Charges		590.17	590.17	1,000.00	1,000.00	409.83	59.02%
001-539-510	Office Supplies		.00	91.74	200.00	200.00	108.26	45.87%
001-539-520	Operating Supplies		1,575.70	2,347.79	2,500.00	2,500.00	152.21	93.91%
001-539-521	Uniforms & Clothing		.00	317.30	750.00	750.00	432.70	42.31%
001-539-522	Small Tools & Equipment		.00	3,856.55	2,500.00	2,500.00	1,356.55-	154.26%
001-539-524	Fuel		157.61	3,743.43	6,000.00	6,000.00	2,256.57	62.39%
001-539-540	Subscriptions, Membership		271.25	271.25	250.00	250.00	21.25-	108.50%
001-539-640	Machinery & Equipment		.00	9,342.00	35,000.00	35,000.00	25,658.00	26.69%
Total PUBLIC WORKS:			23,731.92	317,412.56	155,721.54	155,721.54	161,691.02-	203.83%
ROAD & STREET FACILITIES								
001-541-120	Regular Salaries & Wages		2,714.31	19,475.77	35,386.00	35,386.00	15,910.23	55.04%

Account Number	Account Title	Expanded Title	2025 April Actual	2024-25 YTD Actual	2024-25 Amended Budget	2024-25 Current year Budget	Variance	% Of Budget
001-541-140	Overtime		.00	.00	5,000.00	5,000.00	5,000.00	.00
001-541-210	FICA Matching		226.46	1,719.14	3,089.53	3,089.53	1,370.39	55.64%
001-541-220	Retirement Plan		403.50	2,940.29	5,129.02	5,129.02	2,188.73	57.33%
001-541-230	Health Insurance		1,046.62	7,200.03	8,800.00	8,800.00	1,599.97	81.82%
001-541-234	Short-Term Disability		36.92	258.44	448.00	448.00	189.56	57.69%
001-541-240	Workers Compensation		.00	227.06	600.00	600.00	372.94	37.84%
001-541-310	Professional Services		.00	.00	2,000.00	2,000.00	2,000.00	.00
001-541-340	Contractual Services		4,873.33	21,108.13	20,000.00	20,000.00	1,108.13-	105.54%
001-541-430	Utilities		82.46	847.02	6,500.00	6,500.00	5,652.98	13.03%
001-541-431	Street Lighting - Power		5,241.94	30,400.49	48,000.00	48,000.00	17,599.51	63.33%
001-541-450	Insurance		.00	7,115.92	10,230.00	10,230.00	3,114.08	69.56%
001-541-460	Repair & Maintenance		266.66	2,701.29	20,000.00	20,000.00	17,298.71	13.51%
001-541-462	Lakes Drain Repair/Maintenance		661.00	4,627.00	7,800.00	7,800.00	3,173.00	59.32%
001-541-463	Stormwater		.00	.00	2,500.00	2,500.00	2,500.00	.00
001-541-490	Other Current Charges		612.23	612.23	2,500.00	2,500.00	1,887.77	24.49%
001-541-520	Operating Supplies		29.30	2,048.86	2,500.00	2,500.00	451.14	81.95%
001-541-521	Uniforms & Clothing		.00	525.98	500.00	500.00	25.98-	105.20%
001-541-523	Decorations And Flags		2,960.00	3,225.00	12,000.00	12,000.00	8,775.00	26.88%
001-541-530	Road Materials & Supplies		353.20	5,365.20	12,500.00	12,500.00	7,134.80	42.92%
001-541-630	Infrastructure-Street Repair		44,644.00	52,888.00	160,428.93	160,428.93	107,540.93	32.97%
001-541-640	Vehicle, Equipment & Machinery		.00	.00	42,500.00	42,500.00	42,500.00	.00
Total ROAD & STREET FACILITIES:			64,151.93	163,285.85	408,411.48	408,411.48	245,125.63	39.98%
CEMETERY								
001-569-240	Workers Compensation		.00	133.22	352.00	352.00	218.78	37.85%
001-569-420	Postage & Freight		.00	1,118.24	125.00	125.00	993.24-	894.59%
001-569-450	Insurance		.00	2,033.27	2,860.00	2,860.00	826.73	71.09%
001-569-460	Repair & Maintenance		.00	.00	2,500.00	2,500.00	2,500.00	.00
001-569-490	Other Current Charges		.00	.00	250.00	250.00	250.00	.00
001-569-494	Benevolence		.00	.00	500.00	500.00	500.00	.00
001-569-510	Office Supplies		.00	.00	100.00	100.00	100.00	.00
Total CEMETERY:			.00	3,284.73	6,687.00	6,687.00	3,402.27	49.12%
LIBRARY								
001-571-120	Regular Salaries & Wages		5,576.70	40,450.36	83,100.00	83,100.00	42,649.64	48.68%
001-571-140	Overtime		170.12	422.91	3,200.00	3,200.00	2,777.09	13.22%
001-571-210	FICA Matching		436.83	3,244.75	6,601.95	6,601.95	3,357.20	49.15%
001-571-220	Retirement Plan		783.29	5,571.05	10,960.10	10,960.10	5,389.05	50.83%
001-571-230	Health Insurance		277.52	2,002.88	5,000.00	5,000.00	2,997.12	40.06%
001-571-234	Short-Term Disability		46.62	326.34	770.00	770.00	443.66	42.38%
001-571-240	Workers Compensation		.00	154.02	407.00	407.00	252.98	37.84%
001-571-340	Contractual Services		451.45	4,781.15	19,000.00	19,000.00	14,218.85	25.16%
001-571-400	Travel		.00	.00	250.00	250.00	250.00	.00
001-571-410	Telephone		.00	.00	2,400.00	2,400.00	2,400.00	.00
001-571-411	Internet		1,450.00-	849.00-	2,500.00	2,500.00	3,349.00	-33.96%
001-571-420	Postage & Freight		.00	.00	250.00	250.00	250.00	.00
001-571-430	Utilities		285.62	1,009.63	3,000.00	3,000.00	1,990.37	33.65%
001-571-450	Insurance		.00	6,718.02	9,020.00	9,020.00	2,301.98	74.48%
001-571-460	Repair & Maintenance		.00	81.00	2,000.00	2,000.00	1,919.00	4.05%
001-571-480	Promotional Activities		.00	.00	1,500.00	1,500.00	1,500.00	.00
001-571-490	Other Current Charges		238.23	604.48	500.00	500.00	104.48-	120.90%
001-571-510	Office Supplies		182.30	334.77	3,500.00	3,500.00	3,165.23	9.56%
001-571-520	Operating Supplies		305.00	1,554.69	3,500.00	3,500.00	1,945.31	44.42%
001-571-521	Uniforms & Clothing		150.45	390.15	250.00	250.00	140.15-	156.06%

Account Number	Account Title	Expanded Title	2025 April Actual	2024-25 YTD Actual	2024-25 Amended Budget	2024-25 Current year Budget	Variance	% Of Budget
001-571-540	Subscriptions, Membership		517.58	577.44	500.00	500.00	77.44-	115.49%
001-571-640	Vehicle, Equipment & Machinery		.00	.00	18,000.00	18,000.00	18,000.00	.00
001-571-660	Library Books & Material		547.50	600.91	18,000.00	18,000.00	17,399.09	3.34%
Total LIBRARY:			8,519.21	67,975.55	194,209.05	194,209.05	126,233.50	35.00%
PARKS & RECREATION								
001-572-240	Workers Compensation		.00	1,097.46	2,900.00	2,900.00	1,802.54	37.84%
001-572-340	Contractual Services		3,273.60	19,280.70	18,000.00	18,000.00	1,280.70-	107.12%
001-572-345	Contract Mowing/Landscaping	Service	19,152.93	42,794.93	82,000.00	82,000.00	39,205.07	52.19%
001-572-410	Telephone		.00	.00	250.00	250.00	250.00	.00
001-572-411	Internet		50.00	651.00	2,000.00	2,000.00	1,349.00	32.55%
001-572-430	Utilities		532.91	4,097.25	6,200.00	6,200.00	2,102.75	66.08%
001-572-440	Rentals & Leases		.00	.00	250.00	250.00	250.00	.00
001-572-450	Insurance		.00	17,439.18	23,920.00	23,920.00	6,480.82	72.91%
001-572-460	Repair & Maintenance		749.27	5,474.07	25,000.00	25,000.00	19,525.93	21.90%
001-572-470	Printing & Copying		.00	356.95	500.00	500.00	143.05	71.39%
001-572-490	Other Current Charges		247.35	1,683.30	2,465.11	2,465.11	781.81	68.28%
001-572-520	Operating Supplies		263.97	2,913.90	15,000.00	15,000.00	12,086.10	19.43%
001-572-524	Fuel		182.29	708.05	1,000.00	1,000.00	291.95	70.81%
001-572-605	Capital Outlay-Benches, Tables	, Amenities	13,212.09	36,766.97	40,000.00	40,000.00	3,233.03	91.92%
001-572-606	Capital Projects-Stage & Gazeb		.00	.00	.00	.00	.00	.00
001-572-607	Capital -Dog Park Rehab		.00	.00	.00	.00	.00	.00
001-572-640	Machine & Equipment		.00	.00	6,000.00	6,000.00	6,000.00	.00
001-572-641	Capital - Play Ground Equip	(Code Fines)	.00	.00	150,000.00	150,000.00	150,000.00	.00
Total PARKS & RECREATION:			37,664.41	133,263.76	375,485.11	375,485.11	242,221.35	35.49%
SPECIAL EVENTS								
001-574-240	Workers Compensation		.00	249.76	660.00	660.00	410.24	37.84%
001-574-450	Insurance		.00	1,987.59	2,809.00	2,809.00	821.41	70.76%
001-574-481	Montverde Day		.00	59,435.36	88,500.00	88,500.00	29,064.64	67.16%
001-574-482	Light Up Montverde		.00	23,448.83	28,000.00	28,000.00	4,551.17	83.75%
001-574-483	Fall & Spring Concert Series		.00	6,800.00	7,500.00	7,500.00	700.00	90.67%
001-574-484	Easter Event		1,802.79	3,311.54	5,000.00	5,000.00	1,688.46	66.23%
001-574-485	Trunk or Treat		.00	4,121.32	5,200.00	5,200.00	1,078.68	79.26%
001-574-486	4th of July and Other Misc	Events	9,875.31	22,065.51	9,000.00	9,000.00	13,065.51-	245.17%
Total SPECIAL EVENTS:			11,678.10	121,419.91	146,669.00	146,669.00	25,249.09	82.78%
GENERAL FUND Expenditure Total:			271,744.06	1,766,353.28	2,827,134.01	2,827,134.01	1,060,780.73	62.48%
Net Total GENERAL FUND:			271,744.06-	1,766,353.28-	2,827,134.01-	2,827,134.01-	1,060,780.73-	62.48%

Account Number	Account Title	Expanded Title	2025 April Actual	2024-25 YTD Actual	2024-25 Amended Budget	2024-25 Current year Budget	Variance	% Of Budget
PARKS & REC IMPACT FEE FUND								
PARKS & RECREATION								
140-572-490	Other Revenues		375.00	750.00	.00	.00	750.00-	.00
140-572-630	Parks & Rec Impact	- Kirk Park	.00	.00	92,000.00	92,000.00	92,000.00	.00
140-572-631	Parks & Rec Impact	- Restrooms	4,800.00	80,588.06	.00	.00	80,588.06-	.00
140-572-635	Parks & Rec Impact	- Butterfly	11,194.95	20,497.95	65,000.00	65,000.00	44,502.05	31.54%
Total PARKS & RECREATION:			16,369.95	101,836.01	157,000.00	157,000.00	55,163.99	64.86%
PARKS & REC IMPACT FEE FUND Expenditure Total:			16,369.95	101,836.01	157,000.00	157,000.00	55,163.99	64.86%
Net Total PARKS & REC IMPACT FEE FUND:			16,369.95-	101,836.01-	157,000.00-	157,000.00-	55,163.99-	64.86%

Account Number	Account Title	Expanded Title	2025 April Actual	2024-25 YTD Actual	2024-25 Amended Budget	2024-25 Current year Budget	Variance	% Of Budget
ROAD & STREET IMPACT FEE FUND								
Department: 541								
160-541-460	Road & Streets Impact Fees		375.00	1,710.00	75,000.00	75,000.00	73,290.00	2.28%
160-541-465	Road & Streets Impact Fees Bal		36,080.00	36,080.00	50,000.00	50,000.00	13,920.00	72.16%
Total Department: 541:			36,455.00	37,790.00	125,000.00	125,000.00	87,210.00	30.23%
ROAD & STREET IMPACT FEE FUND Expenditure Total:			36,455.00	37,790.00	125,000.00	125,000.00	87,210.00	30.23%
Net Total ROAD & STREET IMPACT FEE FUND:			36,455.00-	37,790.00-	125,000.00-	125,000.00-	87,210.00-	30.23%

Account Number	Account Title	Expanded Title	2025 April Actual	2024-25 YTD Actual	2024-25 Amended Budget	2024-25 Current year Budget	Variance	% Of Budget
ADMINISTRATIVE IMPACT FEE FUND								
Department: 571								
170-571-490	Other Revenues		375.00	750.00	.00	.00	750.00-	.00
170-571-605	Admin Impact Fee Library C Fwd		37,888.00	59,808.72	240,000.00	240,000.00	180,191.28	24.92%
170-571-635	Admin Impact Fee - Library		3,287.38	4,017.38	50,000.00	50,000.00	45,982.62	8.03%
Total Department: 571:			41,550.38	64,576.10	290,000.00	290,000.00	225,423.90	22.27%
ADMINISTRATIVE IMPACT FEE FUND Expenditure Total:			41,550.38	64,576.10	290,000.00	290,000.00	225,423.90	22.27%
Net Total ADMINISTRATIVE IMPACT FEE FUND:			41,550.38-	64,576.10-	290,000.00-	290,000.00-	225,423.90-	22.27%

Account Number	Account Title	Expanded Title	2025 April Actual	2024-25 YTD Actual	2024-25 Amended Budget	2024-25 Current year Budget	Variance	% Of Budget
CAPTIAL - GRANT TRANSFER								
GRANT TRANSFER								
302-581-100	Transfer to Capit- Sewer 422		.00	4,109,072.76	.00	.00	4,109,072.76-	.00
Total GRANT TRANSFER:			.00	4,109,072.76	.00	.00	4,109,072.76-	.00
CAPTIAL - GRANT TRANSFER Expenditure Total:			.00	4,109,072.76	.00	.00	4,109,072.76-	.00
Net Total CAPTIAL - GRANT TRANSFER:			.00	4,109,072.76-	.00	.00	4,109,072.76	.00

Account Number	Account Title	Expanded Title	2025 April Actual	2024-25 YTD Actual	2024-25 Amended Budget	2024-25 Current year Budget	Variance	% Of Budget
CAPITAL - BOAT RAMP								
PARKS & RECREATION								
330-572-605	Intragovernmental Lake County	Parks	.00	.00	100,000.00	100,000.00	100,000.00	.00
330-572-630	LCWA Grant - Boat Ramp		.00	.00	80,000.00	80,000.00	80,000.00	.00
330-572-635	DEP Res Grant		.00	.00	300,000.00	300,000.00	300,000.00	.00
Total PARKS & RECREATION:			.00	.00	480,000.00	480,000.00	480,000.00	.00
CAPITAL - BOAT RAMP Expenditure Total:			.00	.00	480,000.00	480,000.00	480,000.00	.00
Net Total CAPITAL - BOAT RAMP:			.00	.00	480,000.00-	480,000.00-	480,000.00-	.00

Account Number	Account Title	Expanded Title	2025 April Actual	2024-25 YTD Actual	2024-25 Amended Budget	2024-25 Current year Budget	Variance	% Of Budget
CAPITAL - LEAD SERVICE LINE								
WATER UTILITY SERVICES								
341-533-460	REPAIR & MAINTENANCE		.00	41,487.00	.00	.00	41,487.00-	.00
Total WATER UTILITY SERVICES:			.00	41,487.00	.00	.00	41,487.00-	.00
CAPITAL - LEAD SERVICE LINE Expenditure Total:			.00	41,487.00	.00	.00	41,487.00-	.00
Net Total CAPITAL - LEAD SERVICE LINE:			.00	41,487.00-	.00	.00	41,487.00	.00

Account Number	Account Title	Expanded Title	2025 April Actual	2024-25 YTD Actual	2024-25 Amended Budget	2024-25 Current year Budget	Variance	% Of Budget
CAPITAL – VULNERABILITY								
WATER UTILITY SERVICES								
342-533-460	REPAIR & MAINTENANCE		.00	.00	.00	.00	.00	.00
Total WATER UTILITY SERVICES:			.00	.00	.00	.00	.00	.00
CAPITAL – VULNERABILITY Expenditure Total:			.00	.00	.00	.00	.00	.00
Net Total CAPITAL – VULNERABILITY:			.00	.00	.00	.00	.00	.00

Account Number	Account Title	Expanded Title	2025 April Actual	2024-25 YTD Actual	2024-25 Amended Budget	2024-25 Current year Budget	Variance	% Of Budget
FOSGATE TRAIL CONNECTION								
PARKS & RECREATION								
370-572-630	Developer Donations Carry Fwd		.00	.00	100,000.00	100,000.00	100,000.00	.00
Total PARKS & RECREATION:			.00	.00	100,000.00	100,000.00	100,000.00	.00
FOSGATE TRAIL CONNECTION Expenditure Total:			.00	.00	100,000.00	100,000.00	100,000.00	.00
Net Total FOSGATE TRAIL CONNECTION:			.00	.00	100,000.00-	100,000.00-	100,000.00-	.00

Account Number	Account Title	Expanded Title	2025 April Actual	2024-25 YTD Actual	2024-25 Amended Budget	2024-25 Current year Budget	Variance	% Of Budget
CAPITAL - IMPACT FEE STUDY								
FINANCE & ADMINISTRATIVE								
380-513-310	Capital - Impact fee study		.00	.00	.00	.00	.00	.00
Total FINANCE & ADMINISTRATIVE:			.00	.00	.00	.00	.00	.00
CAPITAL - IMPACT FEE STUDY Expenditure Total:			.00	.00	.00	.00	.00	.00
Net Total CAPITAL - IMPACT FEE STUDY:			.00	.00	.00	.00	.00	.00

Account Number	Account Title	Expanded Title	2025 April Actual	2024-25 YTD Actual	2024-25 Amended Budget	2024-25 Current year Budget	Variance	% Of Budget
WATER								
WATER UTILITY SERVICES								
400-533-120	Regular Salaries & Wages		19,830.64	131,362.06	286,000.00	286,000.00	154,637.94	45.93%
400-533-140	Overtime		2,085.32	14,999.29	12,500.00	12,500.00	2,499.29-	119.99%
400-533-210	FICA Matching		1,587.58	11,057.92	22,835.25	22,835.25	11,777.33	48.42%
400-533-220	Retirement Plan		3,372.12	23,124.80	40,648.91	40,648.91	17,524.11	56.89%
400-533-230	Health Insurance		4,082.55	24,434.83	43,560.00	43,560.00	19,125.17	56.09%
400-533-234	Short-Term Disability		212.92	1,278.10	2,400.00	2,400.00	1,121.90	53.25%
400-533-240	Workers Compensation		.00	2,346.33	6,200.00	6,200.00	3,853.67	37.84%
400-533-310	Professional Services		12,663.84	37,075.52	6,500.00	6,500.00	30,575.52-	570.39%
400-533-320	Accounting & Auditing		.00	.00	15,000.00	15,000.00	15,000.00	.00
400-533-340	Contractual Services		7,289.84	48,145.03	97,569.90	97,569.90	49,424.87	49.34%
400-533-350	Municode		.00	.00	2,500.00	2,500.00	2,500.00	.00
400-533-400	Travel		.00	.00	1,500.00	1,500.00	1,500.00	.00
400-533-410	Telephone		340.59	2,216.10	4,500.00	4,500.00	2,283.90	49.25%
400-533-411	Internet		999.80	5,069.70	8,500.00	8,500.00	3,430.30	59.64%
400-533-420	Postage & Freight		75.90	488.36	3,500.00	3,500.00	3,011.64	13.95%
400-533-430	Utilities		3,539.49	21,553.75	38,000.00	38,000.00	16,446.25	56.72%
400-533-440	Rentals & Leases		.00	87.18	3,000.00	3,000.00	2,912.82	2.91%
400-533-450	Insurance		.00	43,649.45	63,800.00	63,800.00	20,150.55	68.42%
400-533-460	Repair & Maintenance		1,784.06	24,927.56	45,000.00	45,000.00	20,072.44	55.39%
400-533-465	Repair & Replace (Retain)		.00	.00	.00	.00	.00	.00
400-533-470	Printing & Copying		.00	359.09	1,200.00	1,200.00	840.91	29.92%
400-533-490	Other Current Charges		471.09	825.82	2,500.00	2,500.00	1,674.18	33.03%
400-533-495	Bank Finance Charges		1,250.94	8,368.24	10,000.00	10,000.00	1,631.76	83.68%
400-533-510	Office Supplies		53.99	254.52	1,500.00	1,500.00	1,245.48	16.97%
400-533-513	TM Allowance		193.82	1,453.65	3,960.00	3,960.00	2,506.35	36.71%
400-533-520	Operating Supplies		1,671.44	8,482.10	22,000.00	22,000.00	13,517.90	38.56%
400-533-521	Uniforms & Clothing		.00	831.53	750.00	750.00	81.53-	110.87%
400-533-522	Small Tools & Equipment		169.92	169.92	5,000.00	5,000.00	4,830.08	3.40%
400-533-524	Fuel		82.88	1,825.58	4,500.00	4,500.00	2,674.42	40.57%
400-533-540	Subscriptions, Membership		3,019.57	3,365.81	1,500.00	1,500.00	1,865.81-	224.39%
400-533-550	Seminars And Training		.00	5,622.87	2,279.94	2,279.94	3,342.93-	246.62%
400-533-577	Bulk Water		1,876.05	10,541.39	50,396.00	50,396.00	39,854.61	20.92%
400-533-605	Irrigation Water		.00	8,265.00	100,000.00	100,000.00	91,735.00	8.27%
400-533-609	Water Meter Replacement		360.00	2,576.89	130,000.00	130,000.00	127,423.11	1.98%
Total WATER UTILITY SERVICES:			67,014.35	444,758.39	1,039,100.00	1,039,100.00	594,341.61	42.80%
WATER Expenditure Total:			67,014.35	444,758.39	1,039,100.00	1,039,100.00	594,341.61	42.80%
Net Total WATER:			67,014.35-	444,758.39-	1,039,100.00-	1,039,100.00-	594,341.61-	42.80%

Account Number	Account Title	Expanded Title	2025 April Actual	2024-25 YTD Actual	2024-25 Amended Budget	2024-25 Current year Budget	Variance	% Of Budget
WATER IMPACT FEE FUND								
Department: 533								
410-533-605	Water Impact Fees		9,375.00	104,220.00	300,000.00	300,000.00	195,780.00	34.74%
410-533-635	Water Impact Fees - Carry Fwd		.00	266,733.50	624,000.00	624,000.00	357,266.50	42.75%
Total Department: 533:			9,375.00	370,953.50	924,000.00	924,000.00	553,046.50	40.15%
WATER IMPACT FEE FUND Expenditure Total:			9,375.00	370,953.50	924,000.00	924,000.00	553,046.50	40.15%
Net Total WATER IMPACT FEE FUND:			9,375.00-	370,953.50-	924,000.00-	924,000.00-	553,046.50-	40.15%

Account Number	Account Title	Expanded Title	2025 April Actual	2024-25 YTD Actual	2024-25 Amended Budget	2024-25 Current year Budget	Variance	% Of Budget
CAPITAL-WATER ENTERPRISE								
WATER UTILITY SERVICES								
420-533-634	SHAFI Grant		23,250.00	173,838.00	12,970,000.00	12,970,000.00	12,796,162.00	1.34%
420-533-640	Water Impact Machinery & Equip		.00	.00	.00	.00	.00	.00
Total WATER UTILITY SERVICES:			23,250.00	173,838.00	12,970,000.00	12,970,000.00	12,796,162.00	1.34%
CAPITAL-WATER ENTERPRISE Expenditure Total:			23,250.00	173,838.00	12,970,000.00	12,970,000.00	12,796,162.00	1.34%
Net Total CAPITAL-WATER ENTERPRISE:			23,250.00-	173,838.00-	12,970,000.00-	12,970,000.00-	12,796,162.00-	1.34%

Account Number	Account Title	Expanded Title	2025 April Actual	2024-25 YTD Actual	2024-25 Amended Budget	2024-25 Current year Budget	Variance	% Of Budget
SEWER-ENTERPRISE (WASTE WATER)								
SEWER UTILITY ENTERPRISE								
421-535-120	Regular Salaries & Wages		2,617.44	18,427.00	34,058.00	34,058.00	15,631.00	54.10%
421-535-210	FICA Matching		211.56	1,552.22	2,605.44	2,605.44	1,053.22	59.58%
421-535-220	Retirement Plan		450.32	3,227.89	4,325.37	4,325.37	1,097.48	74.63%
421-535-230	Health Insurance		551.82	3,588.14	11,154.00	11,154.00	7,565.86	32.17%
421-535-234	Short-Term Disability		24.92	162.18	300.00	300.00	137.82	54.06%
421-535-239	Other Employer Contributions		.00	.00	100.00	100.00	100.00	.00
421-535-240	Workers Compensation		.00	158.19	418.00	418.00	259.81	37.84%
421-535-340	Contractual Services		.00	.00	2,069.20	2,069.20	2,069.20	.00
421-535-430	Utilities		70.68	421.74	2,500.00	2,500.00	2,078.26	16.87%
421-535-460	Repair & Maintenance Res		.00	574.09	62,724.99	62,724.99	62,150.90	0.92%
421-535-470	Printing & Copying		.00	537.05	1,500.00	1,500.00	962.95	35.80%
421-535-513	TM Allowance		27.70	207.75	1,320.00	1,320.00	1,112.25	15.74%
421-535-521	Uniforms & Clothing		.00	181.66	250.00	250.00	68.34	72.66%
421-535-576	Bulk Sewer Charges To Clermont		3,607.02	36,185.61	60,000.00	60,000.00	23,814.39	60.31%
Total SEWER UTILITY ENTERPRISE:			7,561.46	65,223.52	183,325.00	183,325.00	118,101.48	35.58%
SEWER-ENTERPRISE (WASTE WATER) Expenditure Total:			7,561.46	65,223.52	183,325.00	183,325.00	118,101.48	35.58%
Net Total SEWER-ENTERPRISE (WASTE WATER):			7,561.46-	65,223.52-	183,325.00-	183,325.00-	118,101.48-	35.58%

Account Number	Account Title	Expanded Title	2025 April Actual	2024-25 YTD Actual	2024-25 Amended Budget	2024-25 Current year Budget	Variance	% Of Budget
CAPITAL - SEWER ENTERPRISE								
SEWER UTILITY ENTERPRISE								
422-535-310	Professional Services		.00	225.00	.00	.00	225.00-	.00
422-535-630	Intragovernmental Carry Fwd		.00	7,692.14	3,607,840.81	3,607,840.81	3,600,148.67	0.21%
422-535-634	Grants - Sewer		.00	204,544.32	19,823,318.00	19,823,318.00	19,618,773.68	1.03%
422-535-635	Sewer Grants (DEP)		.00	.00	4,000,000.00	4,000,000.00	4,000,000.00	.00
Total SEWER UTILITY ENTERPRISE:			.00	212,461.46	27,431,158.81	27,431,158.81	27,218,697.35	0.77%
CAPITAL - SEWER ENTERPRISE Expenditure Total:			.00	212,461.46	27,431,158.81	27,431,158.81	27,218,697.35	0.77%
Net Total CAPITAL - SEWER ENTERPRISE:			.00	212,461.46-	27,431,158.81-	27,431,158.81-	27,218,697.35-	0.77%

Account Number	Account Title	Expanded Title	2025 April Actual	2024-25 YTD Actual	2024-25 Amended Budget	2024-25 Current year Budget	Variance	% Of Budget
CAPITAL - STORM WATER								
WATER UTILITY SERVICES								
430-533-634	Grants		.00	98,350.00	375,000.00	375,000.00	276,650.00	26.23%
430-533-635	State Appropriation		57,406.40	122,777.20	1,500,000.00	1,500,000.00	1,377,222.80	8.19%
Total WATER UTILITY SERVICES:			57,406.40	221,127.20	1,875,000.00	1,875,000.00	1,653,872.80	11.79%
CAPITAL - STORM WATER Expenditure Total:			57,406.40	221,127.20	1,875,000.00	1,875,000.00	1,653,872.80	11.79%
Net Total CAPITAL - STORM WATER:			57,406.40-	221,127.20-	1,875,000.00-	1,875,000.00-	1,653,872.80-	11.79%

Account Number	Account Title	Expanded Title	2025 April Actual	2024-25 YTD Actual	2024-25 Amended Budget	2024-25 Current year Budget	Variance	% Of Budget
CAPITAL - LIBRARY								
LIBRARY								
500-571-120	Regular Salaries & Wages		3,820.00	31,772.80	.00	.00	31,772.80-	.00
500-571-140	Overtime		.00	30.00	.00	.00	30.00-	.00
500-571-210	FICA Matching		292.23	2,598.17	.00	.00	2,598.17-	.00
500-571-410	Telephone		45.44	318.08	.00	.00	318.08-	.00
500-571-605	Intragovernmental Grant - Lib		51,595.95	677,276.79	895,745.20	895,745.20	218,468.41	75.61%
500-571-635	MV ARPA Funds (w/ Interest)		.00	200,247.73	425,310.35	425,310.35	225,062.62	47.08%
Total LIBRARY:			55,753.62	912,243.57	1,321,055.55	1,321,055.55	408,811.98	69.05%
CAPITAL - LIBRARY Expenditure Total:			55,753.62	912,243.57	1,321,055.55	1,321,055.55	408,811.98	69.05%
Net Total CAPITAL - LIBRARY:			55,753.62-	912,243.57-	1,321,055.55-	1,321,055.55-	408,811.98-	69.05%
Net Grand Totals:			586,480.22-	8,521,720.79-	49,722,773.37-	49,722,773.37-	41,201,052.58-	17.14%

Report Criteria:

- Accounts to include: With balances or activity
- Print Fund Titles
- Page and Total by Fund
- Include Sources: None
- Print Source Titles
- Total by Source
- Include Revenues: None
- Exclude Departments: 559
- Print Department Titles
- Total by Department
- All Segments Tested for Total Breaks

Report Criteria:

Print Outstanding Checks and Deposits and Bank and Book adjustments

UNITED SOUTHERN (UNITED SOUTHERN - OPERATING) (99)

April 30, 2025

Account: 999101000

Bank Account Number: 1625217

Bank Statement Balance:	6,107,477.98	Book Balance Previous Month:	5,714,738.77
Outstanding Deposits:	31,460.92	Total Receipts:	824,071.12
Outstanding Checks:	225,741.60	Total Disbursements:	621,912.61
Bank Adjustments:	3,699.98	Book Adjustments:	.00
Bank Balance:	5,916,897.28	Book Balance:	5,916,897.28
		Proof (Bank balance less book balance):	.00

Outstanding Deposits Section

Deposit Number	Deposit Amount	Deposit Number	Deposit Amount	Deposit Number	Deposit Amount	Deposit Number	Deposit Amount
1132	25,088.63	1190	1,074.60	1198	3,319.70	1199	1,977.99
Grand Totals:							<u>31,460.92</u>

Deposits cleared: 92 items Deposits Outstanding: 4 items

Outstanding Checks Section

Check Number	Check Amount	Check Number	Check Amount	Check Number	Check Amount	Check Number	Check Amount
8	45.83-	21063	2.10	22252	45.00	22929	12.37
23364	85.00	23545	35.00	23674	165.00	23681	60.00
23747	1,197.65	23824	10.00	23887	35.00	24376	411.75
24779	1,500.00	24792	48.30	24811	3.10	24817	31.90
24821	2,125.00	24833	82.20	24840	480.95	24843	68.25
24844	1,775.00	24845	950.00	24846	1,072.17	24847	271.00
24848	745.50	24849	230.00	24850	2,100.00	24851	256.05
24852	4,504.55	24853	433.50	24854	3.36	24855	371.50
24856	1,532.50	24857	610.00	24858	1,809.26	24859	7,532.50
24860	349.75	24861	1,834.00	24862	15.00	24863	545.00
24864	1,950.00	24865	718.80	24866	169.35	24867	71.25
24868	15,934.95	24869	1,142.83	24871	661.00	24872	1,622.82
24874	303.19	24876	1,500.00	24877	57,406.40	24878	4,043.75
24879	23,250.00	24880	8,620.09	24881	13,580.00	24883	448.00
24885	1,092.50	24886	4,631.96	24887	289.50	24889	2,750.00
24891	3,600.00	24892	7,320.72	24893	8,857.38	24894	2,261.25
24895	4,298.67	24896	1,276.40	24897	434.00	24898	8,628.36
24899	1,876.05	24900	12,000.00	24901	206.73	24903	360.00
24904	34.77	24905	270.00	24906	547.50	24907	290.00
Grand Totals:							<u>225,741.60</u>

Checks cleared: 134 items Checks Outstanding: 76 items

Bank Adjustments Section





<u>Description</u>	<u>Amount</u>	<u>Description</u>	<u>Amount</u>
457 Roth Amount not recorded \$3700	3,700.00	Colonial difference in next payroll	.02-
Grand Totals:			<u>3,699.98</u>

Book Adjustments Section

PO Drawer 29
Umatilla FL 32784

TOWN OF MONTVERDE
OPERATING ACCOUNT
PO BOX 560008
MONTVERDE FL 34756-0008

Managing Your Accounts

	Branch	Clermont
	Customer Care Center	(352)669-2121
	Online Access	www.unitedsouthernbank.com
	Daisy	(877) 612-8725

Summary of Accounts

Account Type	Account Number	Ending Balance
PUBLIC FUNDS INTERES	XXXXXX5217	\$6,107,477.98

PUBLIC FUNDS INTERES - XXXXXX5217

Account Summary

Date	Description	Amount
04/01/2025	Beginning Balance	\$6,064,852.33
	90 Credit(s) This Period	\$835,096.22
	128 Debit(s) This Period	\$792,470.57
04/30/2025	Ending Balance	\$6,107,477.98

Interest Summary

Description	Amount
Interest Earned From 04/01/2025 Through 04/30/2025	
Annual Percentage Yield Earned	0.75%
Interest Days	30
Interest Earned	\$3,791.13
Interest Paid This Period	\$3,791.13
Interest Paid Year-to-Date	\$15,855.77

Account Activity

Post Date	Description	Debits	Credits	Balance
04/01/2025	Beginning Balance			\$6,064,852.33
04/01/2025	REMOTE DEPOSIT		\$334.95	\$6,065,187.28
04/01/2025	MERCHANT BANKCD DEPOSIT 496254713886		\$142.69	\$6,065,329.97
04/01/2025	MERCHANT BANKCD DEPOSIT 496510043888		\$150.47	\$6,065,480.44
04/01/2025	MERCHANT BANKCD DEPOSIT 496599721883		\$185.00	\$6,065,665.44
04/01/2025	Colonial Life Pay-In for 102276879348247	\$672.18		\$6,064,993.26
04/01/2025	CHECK # 24743	\$2,310.00		\$6,062,683.26
04/01/2025	CHECK # 24773	\$254.90		\$6,062,428.36
04/01/2025	CHECK # 24774	\$300.00		\$6,062,128.36
04/01/2025	CHECK # 24736	\$349.82		\$6,061,778.54
04/01/2025	CHECK # 24733	\$351.25		\$6,061,427.29
04/01/2025	CHECK # 24757	\$397.50		\$6,061,029.79
04/01/2025	CHECK # 24756	\$600.00		\$6,060,429.79
04/01/2025	CHECK # 24748	\$661.00		\$6,059,768.79
04/01/2025	CHECK # 24764	\$896.00		\$6,058,872.79
04/01/2025	CHECK # 24729	\$1,500.00		\$6,057,372.79
04/01/2025	CHECK # 24668	\$1,875.00		\$6,055,497.79
04/01/2025	CHECK # 24767	\$2,000.00		\$6,053,497.79



PUBLIC FUNDS INTERES - XXXXXX5217 (continued)

Account Activity (continued)

Post Date	Description	Debits	Credits	Balance
04/01/2025	CHECK # 24747	\$2,185.50		\$6,051,312.29
04/01/2025	CHECK # 24728	\$2,377.14		\$6,048,935.15
04/01/2025	CHECK # 24741	\$3,333.50		\$6,045,601.65
04/01/2025	CHECK # 24769	\$3,500.00		\$6,042,101.65
04/01/2025	CHECK # 24784	\$3,500.00		\$6,038,601.65
04/01/2025	CHECK # 24786	\$6,503.18		\$6,032,098.47
04/01/2025	CHECK # 24754	\$7,606.00		\$6,024,492.47
04/01/2025	CHECK # 24761	\$8,244.00		\$6,016,248.47
04/01/2025	CHECK # 24753	\$17,000.00		\$5,999,248.47
04/01/2025	CHECK # 24751	\$28,056.80		\$5,971,191.67
04/01/2025	CHECK # 24707	\$36,889.55		\$5,934,302.12
04/02/2025	REMOTE DEPOSIT		\$288.20	\$5,934,590.32
04/02/2025	REMOTE DEPOSIT		\$38,991.13	\$5,973,581.45
04/02/2025	REMOTE DEPOSIT		\$79,132.65	\$6,052,714.10
04/02/2025	MERCHANT BANKCD DEPOSIT 496599721883		\$605.00	\$6,053,319.10
04/02/2025	MERCHANT BANKCD DEPOSIT 496254713886		\$3,167.20	\$6,056,486.30
04/02/2025	PITNEY BOWES POSTAGE 28578011	\$50.00		\$6,056,436.30
04/02/2025	CHECK # 24775	\$300.00		\$6,056,136.30
04/02/2025	CHECK # 24765	\$2,958.50		\$6,053,177.80
04/02/2025	CHECK # 24766	\$2,256.75		\$6,050,921.05
04/02/2025	CHECK # 24739	\$3,672.50		\$6,047,248.55
04/02/2025	CHECK # 24783	\$4,277.00		\$6,042,971.55
04/02/2025	CHECK # 24781	\$26,574.53		\$6,016,397.02
04/03/2025	REMOTE DEPOSIT		\$2,644.55	\$6,019,041.57
04/03/2025	MERCHANT BANKCD DEPOSIT 496254713886		\$1,858.51	\$6,020,900.08
04/03/2025	MERCHANT BANKCD DEPOSIT 496510043888	\$190.78		\$6,020,709.30
04/03/2025	MERCHANT BANKCD DEPOSIT 496254713886	\$1,230.94		\$6,019,478.36
04/03/2025	CHECK # 24724	\$48.30		\$6,019,430.06
04/03/2025	CHECK # 24750	\$544.62		\$6,018,885.44
04/03/2025	CHECK # 24763	\$807.60		\$6,018,077.84
04/03/2025	CHECK # 24732	\$4,036.15		\$6,014,041.69
04/03/2025	CHECK # 24730	\$9,580.24		\$6,004,461.45
04/03/2025	CHECK # 24762	\$42,688.44		\$5,961,773.01
04/04/2025	MERCHANT BANKCD DEPOSIT 496254713886		\$771.95	\$5,962,544.96
04/04/2025	MERCHANT BANKCD DEPOSIT 496510043888		\$891.52	\$5,963,436.48
04/04/2025	CHECK # 24776	\$54.59		\$5,963,381.89
04/04/2025	CHECK # 24734	\$204.90		\$5,963,176.99
04/04/2025	CHECK # 24758	\$399.65		\$5,962,777.34
04/04/2025	CHECK # 24735	\$1,108.75		\$5,961,668.59
04/04/2025	CHECK # 24777	\$39,176.03		\$5,922,492.56
04/07/2025	REMOTE DEPOSIT		\$3,574.94	\$5,926,067.50
04/07/2025	REMOTE DEPOSIT		\$44,289.70	\$5,970,357.20
04/07/2025	MERCHANT BANKCD DEPOSIT 496510043888		\$435.53	\$5,970,792.73
04/07/2025	MERCHANT BANKCD DEPOSIT 496254713886		\$1,033.67	\$5,971,826.40

PUBLIC FUNDS INTERES - XXXXXX5217 (continued)

Account Activity (continued)

Post Date	Description	Debits	Credits	Balance
04/07/2025	MERCHANT BANKCD DEPOSIT 496254713886		\$1,344.74	\$5,973,171.14
04/07/2025	MERCHANT BANKCD DEPOSIT 496254713886		\$13,220.03	\$5,986,391.17
04/07/2025	CHECK # 24725	\$140.00		\$5,986,251.17
04/07/2025	CHECK # 24771	\$2,527.50		\$5,983,723.67
04/07/2025	CHECK # 24749	\$4,909.26		\$5,978,814.41
04/07/2025	CHECK # 24337	\$5,012.00		\$5,973,802.41
04/08/2025	REMOTE DEPOSIT		\$243.98	\$5,974,046.39
04/08/2025	MERCHANT BANKCD DEPOSIT 496599721883		\$71.05	\$5,974,117.44
04/08/2025	MERCHANT BANKCD DEPOSIT 496510043888		\$129.38	\$5,974,246.82
04/08/2025	MERCHANT BANKCD DEPOSIT 496254713886		\$1,643.34	\$5,975,890.16
04/08/2025	STATE OF FLORIDA PAYMENTS 157928980561521		\$455,000.00	\$6,430,890.16
04/09/2025	REMOTE DEPOSIT		\$617.97	\$6,431,508.13
04/09/2025	MERCHANT BANKCD DEPOSIT 496510043888		\$685.38	\$6,432,193.51
04/09/2025	MERCHANT BANKCD DEPOSIT 496254713886		\$1,802.72	\$6,433,996.23
04/09/2025	CHECK # 24782	\$1,000.00		\$6,432,996.23
04/10/2025	REMOTE DEPOSIT		\$521.32	\$6,433,517.55
04/10/2025	MERCHANT BANKCD DEPOSIT 496510043888		\$206.48	\$6,433,724.03
04/10/2025	MERCHANT BANKCD DEPOSIT 496254713886		\$1,347.56	\$6,435,071.59
04/10/2025	SUMTER ELECTRIC AP PAYMENT 3417		\$3,084.52	\$6,438,156.11
04/10/2025	CHECK # 24745	\$125.00		\$6,438,031.11
04/11/2025	MERCHANT BANKCD DEPOSIT 496510043888		\$310.47	\$6,438,341.58
04/11/2025	MERCHANT BANKCD DEPOSIT 496599721883		\$370.00	\$6,438,711.58
04/11/2025	MERCHANT BANKCD DEPOSIT 496254713886		\$952.76	\$6,439,664.34
04/11/2025	TOWN OF MONTVERD ACH FEE XXXXXX3358	\$5.00		\$6,439,659.34
04/11/2025	IRS USATAXPYMT 270550161194571	\$6,716.58		\$6,432,942.76
04/11/2025	TOWN OF MONTVERD PAYROLL 0	\$21,668.05		\$6,411,274.71
04/11/2025	STOP ITEM CHARGE(S)	\$31.50		\$6,411,243.21
04/11/2025	CHECK # 24816	\$950.00		\$6,410,293.21
04/11/2025	CHECK # 24788	\$959.80		\$6,409,333.41
04/11/2025	CHECK # 24830	\$2,707.50		\$6,406,625.91
04/11/2025	CHECK # 24787	\$36,080.00		\$6,370,545.91
04/14/2025	REMOTE DEPOSIT		\$4,394.82	\$6,374,940.73
04/14/2025	STATE OF FLORIDA PAYMENTS 157928980576264		\$11.75	\$6,374,952.48
04/14/2025	MERCHANT BANKCD DEPOSIT 496254713886		\$1,032.92	\$6,375,985.40
04/14/2025	MERCHANT BANKCD DEPOSIT 496254713886		\$1,052.85	\$6,377,038.25
04/14/2025	MERCHANT BANKCD DEPOSIT 496254713886		\$2,555.99	\$6,379,594.24
04/14/2025	FMPTF ACH Collec 8556806	\$6,490.27		\$6,373,103.97
04/14/2025	CHECK # 24810	\$1,100.00		\$6,372,003.97
04/14/2025	CHECK # 24828	\$2,960.00		\$6,369,043.97
04/14/2025	CHECK # 24789	\$3,318.13		\$6,365,725.84
04/15/2025	REMOTE DEPOSIT		\$4,948.35	\$6,370,674.19
04/15/2025	MERCHANT BANKCD DEPOSIT 496599721883		\$370.00	\$6,371,044.19
04/15/2025	MERCHANT BANKCD DEPOSIT 496510043888		\$442.20	\$6,371,486.39
04/15/2025	MERCHANT BANKCD DEPOSIT 496254713886		\$545.99	\$6,372,032.38

PUBLIC FUNDS INTERES - XXXXXX5217 (continued)

Account Activity (continued)

Post Date	Description	Debits	Credits	Balance
04/15/2025	TOWN OF MONTVERD UTIL 0		\$17,197.73	\$6,389,230.11
04/15/2025	TOWN OF MONTVERD ACH FEE XXXXXX3358	\$5.00		\$6,389,225.11
04/15/2025	CHECK # 24797	\$895.67		\$6,388,329.44
04/15/2025	CHECK # 24799	\$3,607.02		\$6,384,722.42
04/15/2025	CHECK # 24809	\$3,950.00		\$6,380,772.42
04/15/2025	CHECK # 24825	\$42,053.99		\$6,338,718.43
04/16/2025	REMOTE DEPOSIT		\$39.50	\$6,338,757.93
04/16/2025	REMOTE DEPOSIT		\$1,235.62	\$6,339,993.55
04/16/2025	MERCHANT BANKCD DEPOSIT 496599721883		\$185.00	\$6,340,178.55
04/16/2025	MERCHANT BANKCD DEPOSIT 496510043888		\$383.80	\$6,340,562.35
04/16/2025	MERCHANT BANKCD DEPOSIT 496254713886		\$1,018.62	\$6,341,580.97
04/16/2025	PITNEY BOWES POSTAGE 28578011	\$1,000.00		\$6,340,580.97
04/16/2025	CHECK # 24813	\$20.00		\$6,340,560.97
04/16/2025	CHECK # 24803	\$118.25		\$6,340,442.72
04/16/2025	CHECK # 24801	\$360.00		\$6,340,082.72
04/16/2025	CHECK # 24796	\$450.00		\$6,339,632.72
04/16/2025	CHECK # 24800	\$1,055.00		\$6,338,577.72
04/16/2025	CHECK # 24832	\$1,231.38		\$6,337,346.34
04/16/2025	CHECK # 24823	\$1,690.00		\$6,335,656.34
04/16/2025	CHECK # 24834	\$4,830.00		\$6,330,826.34
04/16/2025	CHECK # 24836	\$5,000.00		\$6,325,826.34
04/16/2025	CHECK # 24837	\$13,212.09		\$6,312,614.25
04/16/2025	CHECK # 24835	\$16,535.45		\$6,296,078.80
04/16/2025	CHECK # 24717	\$19,320.00		\$6,276,758.80
04/16/2025	CHECK # 24802	\$25,833.00		\$6,250,925.80
04/16/2025	CHECK # 24737	\$36,000.00		\$6,214,925.80
04/16/2025	CHECK # 24685	\$48,300.00		\$6,166,625.80
04/17/2025	REMOTE DEPOSIT		\$1,697.16	\$6,168,322.96
04/17/2025	MERCHANT BANKCD DEPOSIT 496599721883		\$370.00	\$6,168,692.96
04/17/2025	MERCHANT BANKCD DEPOSIT 496254713886		\$6,317.57	\$6,175,010.53
04/17/2025	STOP ITEM CHARGE(S)	\$31.50		\$6,174,979.03
04/17/2025	CHECK # 24815	\$125.00		\$6,174,854.03
04/17/2025	CHECK # 24829	\$800.00		\$6,174,054.03
04/17/2025	CHECK # 24831	\$1,544.00		\$6,172,510.03
04/17/2025	CHECK # 24806	\$1,890.52		\$6,170,619.51
04/17/2025	CHECK # 24824	\$3,348.21		\$6,167,271.30
04/17/2025	CHECK # 24804	\$9,000.00		\$6,158,271.30
04/17/2025	CHECK # 24826	\$11,105.00		\$6,147,166.30
04/17/2025	CHECK # 24795	\$36,400.00		\$6,110,766.30
04/18/2025	MERCHANT BANKCD DEPOSIT 496599721883		\$370.00	\$6,111,136.30
04/18/2025	MERCHANT BANKCD DEPOSIT 496510043888		\$1,008.94	\$6,112,145.24
04/18/2025	MERCHANT BANKCD DEPOSIT 496254713886		\$1,857.07	\$6,114,002.31
04/18/2025	STATE OF FLORIDA PAYMENTS 157928980589062		\$5,071.92	\$6,119,074.23
04/18/2025	STATE OF FLORIDA PAYMENTS 157928980588561		\$7,473.43	\$6,126,547.66

PUBLIC FUNDS INTERES - XXXXXX5217 (continued)

Account Activity (continued)

Post Date	Description	Debits	Credits	Balance
04/18/2025	FLA DEPT REVENUE C01 XXXXX0656	\$32.77		\$6,126,514.89
04/18/2025	CHECK # 24812	\$100.46		\$6,126,414.43
04/18/2025	CHECK # 24819	\$159.25		\$6,126,255.18
04/18/2025	CHECK # 24820	\$250.00		\$6,126,005.18
04/18/2025	CHECK # 24805	\$614.71		\$6,125,390.47
04/18/2025	CHECK # 24841	\$1,200.00		\$6,124,190.47
04/18/2025	CHECK # 24839	\$13,500.00		\$6,110,690.47
04/21/2025	REMOTE DEPOSIT		\$7,940.16	\$6,118,630.63
04/21/2025	MERCHANT BANKCD DEPOSIT 496254713886		\$1,191.32	\$6,119,821.95
04/21/2025	MERCHANT BANKCD DEPOSIT 496254713886		\$1,254.95	\$6,121,076.90
04/21/2025	MERCHANT BANKCD DEPOSIT 496254713886		\$7,886.06	\$6,128,962.96
04/21/2025	CHECK # 24790	\$110.00		\$6,128,852.96
04/21/2025	CHECK # 24814	\$30.00		\$6,128,822.96
04/21/2025	CHECK # 24818	\$2,000.02		\$6,126,822.94
04/21/2025	CHECK # 24798	\$9,602.07		\$6,117,220.87
04/22/2025	REMOTE DEPOSIT		\$1,715.17	\$6,118,936.04
04/22/2025	MERCHANT BANKCD DEPOSIT 496510043888		\$634.87	\$6,119,570.91
04/22/2025	MERCHANT BANKCD DEPOSIT 496254713886		\$2,318.69	\$6,121,889.60
04/22/2025	DE Florida Other EDI PYMNTS AP0002308340		\$17,279.60	\$6,139,169.20
04/22/2025	CHECK # 24665	\$10.70		\$6,139,158.50
04/22/2025	CHECK # 24791	\$411.75		\$6,138,746.75
04/22/2025	CHECK # 24808	\$1,108.75		\$6,137,638.00
04/23/2025	REMOTE DEPOSIT		\$25.00	\$6,137,663.00
04/23/2025	MERCHANT BANKCD DEPOSIT 496510043888		\$456.48	\$6,138,119.48
04/23/2025	MERCHANT BANKCD DEPOSIT 496254713886		\$1,782.17	\$6,139,901.65
04/23/2025	CHECK # 24793	\$113.30		\$6,139,788.35
04/23/2025	CHECK # 24794	\$14,132.40		\$6,125,655.95
04/24/2025	MERCHANT BANKCD DEPOSIT 496510043888		\$60.81	\$6,125,716.76
04/24/2025	MERCHANT BANKCD DEPOSIT 496599721883		\$370.00	\$6,126,086.76
04/24/2025	MERCHANT BANKCD DEPOSIT 496254713886		\$1,621.17	\$6,127,707.93
04/24/2025	Colonial Life Pay-In for 104466347572247	\$796.67		\$6,126,911.26
04/25/2025	MERCHANT BANKCD DEPOSIT 496510043888		\$348.38	\$6,127,259.64
04/25/2025	MERCHANT BANKCD DEPOSIT 496254713886		\$2,389.40	\$6,129,649.04
04/25/2025	STATE OF FLORIDA PAYMENTS 157928980605063		\$5,437.44	\$6,135,086.48
04/25/2025	TOWN OF MONTVERD ACH FEE XXXXXX3358	\$5.00		\$6,135,081.48
04/25/2025	UNITED HEALTHCAR EDI PAYMTS 744641259501	\$413.68		\$6,134,667.80
04/25/2025	IRS USATAXPYMT 270551533678354	\$6,207.10		\$6,128,460.70
04/25/2025	FLA DEPT REVENUE CRC XXXXX8822	\$7,610.74		\$6,120,849.96
04/25/2025	TOWN OF MONTVERD PAYROLL 0	\$19,549.43		\$6,101,300.53
04/28/2025	REMOTE DEPOSIT		\$5,113.43	\$6,106,413.96
04/28/2025	MERCHANT BANKCD DEPOSIT 496254713886		\$897.02	\$6,107,310.98
04/28/2025	MERCHANT BANKCD DEPOSIT 496254713886		\$964.63	\$6,108,275.61
04/28/2025	MERCHANT BANKCD DEPOSIT 496254713886		\$2,848.50	\$6,111,124.11
04/28/2025	FMPTF ACH Collec 8583052	\$6,492.74		\$6,104,631.37

PUBLIC FUNDS INTERES - XXXXXX5217 (continued)

Account Activity (continued)

Post Date	Description	Debits	Credits	Balance
04/28/2025	BLUECROSSFLORIDA PREMIUM 7808655	\$11,052.80		\$6,093,578.57
04/28/2025	CHECK # 24822	\$270.00		\$6,093,308.57
04/29/2025	REMOTE DEPOSIT		\$235.00	\$6,093,543.57
04/29/2025	MERCHANT BANKCD DEPOSIT 496599721883		\$25.00	\$6,093,568.57
04/29/2025	MERCHANT BANKCD DEPOSIT 496254713886		\$42.08	\$6,093,610.65
04/29/2025	MERCHANT BANKCD DEPOSIT 496510043888		\$265.25	\$6,093,875.90
04/29/2025	STATE OF FLORIDA PAYMENTS 157928980611554		\$10,938.18	\$6,104,814.08
04/29/2025	STATE OF FLORIDA PAYMENTS 157928980611149		\$14,495.56	\$6,119,309.64
04/29/2025	CHECK # 24888	\$1,019.55		\$6,118,290.09
04/29/2025	CHECK # 24890	\$6,405.23		\$6,111,884.86
04/30/2025	REMOTE DEPOSIT		\$619.45	\$6,112,504.31
04/30/2025	DEPOSIT		\$1,112.75	\$6,113,617.06
04/30/2025	MERCHANT BANKCD DEPOSIT 496254713886		\$1,238.83	\$6,114,855.89
04/30/2025	MERCHANT BANKCD DEPOSIT 496510043888		\$1,856.67	\$6,116,712.56
04/30/2025	LAKE COUNTY TAX VENDOR 218		\$18,310.48	\$6,135,023.04
04/30/2025	Monthly ACH Fee ACH Fee 16 MONTVERDE	\$25.00		\$6,134,998.04
04/30/2025	CHECK # 24807	\$220.50		\$6,134,777.54
04/30/2025	CHECK # 24873	\$319.78		\$6,134,457.76
04/30/2025	CHECK # 24875	\$468.25		\$6,133,989.51
04/30/2025	CHECK # 24870	\$1,551.20		\$6,132,438.31
04/30/2025	CHECK # 24884	\$3,943.26		\$6,128,495.05
04/30/2025	CHECK # 24838	\$4,486.50		\$6,124,008.55
04/30/2025	CHECK # 24842	\$4,800.00		\$6,119,208.55
04/30/2025	CHECK # 24882	\$15,521.70		\$6,103,686.85
04/30/2025	INTEREST		\$3,791.13	\$6,107,477.98
04/30/2025	Ending Balance			\$6,107,477.98

Checks Cleared

Check Nbr	Date	Amount	Check Nbr	Date	Amount	Check Nbr	Date	Amount
24337	04/07/2025	\$5,012.00	24741*	04/01/2025	\$3,333.50	24766	04/02/2025	\$2,256.75
24665*	04/22/2025	\$10.70	24743*	04/01/2025	\$2,310.00	24767	04/01/2025	\$2,000.00
24668*	04/01/2025	\$1,875.00	24745*	04/10/2025	\$125.00	24769*	04/01/2025	\$3,500.00
24685*	04/16/2025	\$48,300.00	24747*	04/01/2025	\$2,185.50	24771*	04/07/2025	\$2,527.50
24707*	04/01/2025	\$36,889.55	24748	04/01/2025	\$661.00	24773*	04/01/2025	\$254.90
24717*	04/16/2025	\$19,320.00	24749	04/07/2025	\$4,909.26	24774	04/01/2025	\$300.00
24724*	04/03/2025	\$48.30	24750	04/03/2025	\$544.62	24775	04/02/2025	\$300.00
24725	04/07/2025	\$140.00	24751	04/01/2025	\$28,056.80	24776	04/04/2025	\$54.59
24728*	04/01/2025	\$2,377.14	24753*	04/01/2025	\$17,000.00	24777	04/04/2025	\$39,176.03
24729	04/01/2025	\$1,500.00	24754	04/01/2025	\$7,606.00	24781*	04/02/2025	\$26,574.53
24730	04/03/2025	\$9,580.24	24756*	04/01/2025	\$600.00	24782	04/09/2025	\$1,000.00
24732*	04/03/2025	\$4,036.15	24757	04/01/2025	\$397.50	24783	04/02/2025	\$4,277.00
24733	04/01/2025	\$351.25	24758	04/04/2025	\$399.65	24784	04/01/2025	\$3,500.00
24734	04/04/2025	\$204.90	24761*	04/01/2025	\$8,244.00	24786*	04/01/2025	\$6,503.18
24735	04/04/2025	\$1,108.75	24762	04/03/2025	\$42,688.44	24787	04/11/2025	\$36,080.00
24736	04/01/2025	\$349.82	24763	04/03/2025	\$807.60	24788	04/11/2025	\$959.80
24737	04/16/2025	\$36,000.00	24764	04/01/2025	\$896.00	24789	04/14/2025	\$3,318.13
24739*	04/02/2025	\$3,672.50	24765	04/02/2025	\$2,958.50	24790	04/21/2025	\$110.00

PUBLIC FUNDS INTERES - XXXXXX5217 (continued)

Checks Cleared (continued)

Check Nbr	Date	Amount	Check Nbr	Date	Amount	Check Nbr	Date	Amount
24791	04/22/2025	\$411.75	24810	04/14/2025	\$1,100.00	24832	04/16/2025	\$1,231.38
24793*	04/23/2025	\$113.30	24812*	04/18/2025	\$100.46	24834*	04/16/2025	\$4,830.00
24794	04/23/2025	\$14,132.40	24813	04/16/2025	\$20.00	24835	04/16/2025	\$16,535.45
24795	04/17/2025	\$36,400.00	24814	04/21/2025	\$30.00	24836	04/16/2025	\$5,000.00
24796	04/16/2025	\$450.00	24815	04/17/2025	\$125.00	24837	04/16/2025	\$13,212.09
24797	04/15/2025	\$895.67	24816	04/11/2025	\$950.00	24838	04/30/2025	\$4,486.50
24798	04/21/2025	\$9,602.07	24818*	04/21/2025	\$2,000.02	24839	04/18/2025	\$13,500.00
24799	04/15/2025	\$3,607.02	24819	04/18/2025	\$159.25	24841*	04/18/2025	\$1,200.00
24800	04/16/2025	\$1,055.00	24820	04/18/2025	\$250.00	24842	04/30/2025	\$4,800.00
24801	04/16/2025	\$360.00	24822*	04/28/2025	\$270.00	24870*	04/30/2025	\$1,551.20
24802	04/16/2025	\$25,833.00	24823	04/16/2025	\$1,690.00	24873*	04/30/2025	\$319.78
24803	04/16/2025	\$118.25	24824	04/17/2025	\$3,348.21	24875*	04/30/2025	\$468.25
24804	04/17/2025	\$9,000.00	24825	04/15/2025	\$42,053.99	24882*	04/30/2025	\$15,521.70
24805	04/18/2025	\$614.71	24826	04/17/2025	\$11,105.00	24884*	04/30/2025	\$3,943.26
24806	04/17/2025	\$1,890.52	24828*	04/14/2025	\$2,960.00	24888*	04/29/2025	\$1,019.55
24807	04/30/2025	\$220.50	24829	04/17/2025	\$800.00	24890*	04/29/2025	\$6,405.23
24808	04/22/2025	\$1,108.75	24830	04/11/2025	\$2,707.50			
24809	04/15/2025	\$3,950.00	24831	04/17/2025	\$1,544.00			

* Indicates skipped check number





Overdraft and Returned Item Fees

	Total for this period	Total year-to-date
Total Overdraft Fees	\$0.00	\$0.00
Total Returned Item Fees	\$0.00	\$0.00

PO Drawer 29
Umatilla FL 32784

TOWN OF MONTVERDE
PO BOX 560008
MONTVERDE FL 34756-0008

Managing Your Accounts

	Branch	Clermont
	Customer Care Center	(352)669-2121
	Online Access	www.unitedsouthernbank.com
	Daisy	(877) 612-8725

Summary of Accounts

Account Type	Account Number	Ending Balance
PUBLIC FUNDS INTERES	XXXXXX7890	\$1,000.37

PUBLIC FUNDS INTERES - XXXXXX7890

Account Summary

Date	Description	Amount
04/01/2025	Beginning Balance	\$1,000.36
	2 Credit(s) This Period	\$31.51
	1 Debit(s) This Period	\$31.50
04/30/2025	Ending Balance	\$1,000.37

Interest Summary

Description	Amount
Interest Earned From 04/01/2025 Through 04/30/2025	
Annual Percentage Yield Earned	0.01%
Interest Days	30
Interest Earned	\$0.01
Interest Paid This Period	\$0.01
Interest Paid Year-to-Date	\$0.04

Account Activity

Post Date	Description	Debits	Credits	Balance
04/01/2025	Beginning Balance			\$1,000.36
04/11/2025	STOP ITEM CHARGE(S)	\$31.50		\$968.86
04/17/2025	REFUND STOP ITEM CHARGE(S) 04/11/2025		\$31.50	\$1,000.36
04/30/2025	INTEREST		\$0.01	\$1,000.37
04/30/2025	Ending Balance			\$1,000.37

Overdraft and Returned Item Fees

	Total for this period	Total year-to-date
Total Overdraft Fees	\$0.00	\$0.00
Total Returned Item Fees	\$0.00	\$0.00

Report Criteria:

- Includes all check types
- Includes unprinted checks

Pay Period Date	Journal Code	Check Issue Date	Check Number	Payee	Payee ID	Description	GL Account	Amount	D
04/08/2025	PC	04/11/2025	495	GIFFORD, KATHLEEN P	3		999-101000	1,556.75-	D
04/08/2025	PC	04/11/2025	496	DAITNARAYAN, DIAWANTIE	8		999-101000	1,966.66-	D
04/08/2025	PC	04/11/2025	497	COWAN, BILLIE	16		999-101000	718.97-	D
04/08/2025	PC	04/11/2025	498	MACK, CHARLES	36		999-101000	2,498.65-	D
04/08/2025	PC	04/11/2025	499	LARINO, DOMINGO	58		999-101000	78.74-	D
04/08/2025	PC	04/11/2025	500	JOHNSON, SANDRA	63		999-101000	2,479.59-	D
04/08/2025	PC	04/11/2025	501	SMITH, ALLEN	66		999-101000	1,699.21-	D
04/08/2025	PC	04/11/2025	502	YANG, MAI	67		999-101000	2,135.55-	D
04/08/2025	PC	04/11/2025	503	MILEY, HILARY	68		999-101000	505.15-	D
04/08/2025	PC	04/11/2025	504	WYNKOOP, JOSEPH	69		999-101000	923.50-	D
04/08/2025	PC	04/11/2025	505	ARELLANO, JOHN	72		999-101000	1,795.32-	D
04/08/2025	PC	04/11/2025	506	WOMACK, CAROL	73		999-101000	507.92-	D
04/08/2025	PC	04/11/2025	507	GAFFNEY, COREY	75		999-101000	1,415.49-	D
04/08/2025	PC	04/11/2025	508	MORGANELLI, JOSEPH	76		999-101000	461.75-	D
04/08/2025	PC	04/11/2025	509	MCINTYRE, MELISSA	77		999-101000	1,435.80-	D
04/08/2025	PC	04/11/2025	511	CAROLINE TREPANIER	78		999-101000	1,489.00-	D
04/22/2025	PC	04/25/2025	512	GIFFORD, KATHLEEN P	3		999-101000	1,686.79-	D
04/22/2025	PC	04/25/2025	513	DAITNARAYAN, DIAWANTIE	8		999-101000	1,901.92-	D
04/22/2025	PC	04/25/2025	514	COWAN, BILLIE	16		999-101000	703.76-	D
04/22/2025	PC	04/25/2025	515	MACK, CHARLES	36		999-101000	2,650.63-	D
04/22/2025	PC	04/25/2025	516	LARINO, DOMINGO	58		999-101000	78.74-	D
04/22/2025	PC	04/25/2025	517	JOHNSON, SANDRA	63		999-101000	2,303.94-	D
04/22/2025	PC	04/25/2025	518	SMITH, ALLEN	66		999-101000	1,641.46-	D
04/22/2025	PC	04/25/2025	519	YANG, MAI	67		999-101000	2,193.27-	D
04/22/2025	PC	04/25/2025	520	MILEY, HILARY	68		999-101000	560.97-	D
04/22/2025	PC	04/25/2025	521	ARELLANO, JOHN	72		999-101000	1,581.21-	D
04/22/2025	PC	04/25/2025	522	GAFFNEY, COREY	75		999-101000	1,477.37-	D
04/22/2025	PC	04/25/2025	523	MCINTYRE, MELISSA	77		999-101000	1,502.97-	D
04/22/2025	PC	04/25/2025	524	TREPANIER, CAROLINE	78		999-101000	1,266.40-	D
04/08/2025	PC	04/11/2025	24791	HARTLE, ALLAN	74		999-101000	411.75-	D
04/08/2025	CDPT	04/10/2025	1010411	Florida Municipal Pension Trust Fu	4	401A & 457B Def Comp 457B Pa	999-101000	2,790.27-	D
04/08/2025	CDPT	04/10/2025	1010412	IRS - 941 Taxes	1	941 Deposit Federal Withholding T	999-101000	6,716.58-	D
04/22/2025	CDPT	04/25/2025	1010413	Colonial Life Processing Center	5	Insurance	999-101000	796.67-	D
04/22/2025	CDPT	04/25/2025	1010414	Florida Blue	2	Health Insurance Premiums Health	999-101000	11,052.80-	D
04/22/2025	CDPT	04/25/2025	1010415	Florida Municipal Pension Trust Fu	4	401A & 457B Def Comp ROTH 45	999-101000	6,492.74-	D
04/22/2025	CDPT	04/25/2025	1010416	Florida Retirement System	3	Retirement Contributions	999-101000	7,610.74-	D
04/22/2025	CDPT	04/25/2025	1010417	IRS - 941 Taxes	1	941 Deposit Federal Withholding T	999-101000	6,207.10-	D
04/22/2025	CDPT	04/25/2025	1010418	UHS Premium Billing (Dental)	6	Dental Insurance	999-101000	383.16-	D
04/22/2025	CDPT	04/25/2025	1010419	UHS Premium Billing (Vision)	7	Vision Insurance Vision Pay Perio	999-101000	30.52-	D
Grand Totals:								<u>83,709.81-</u>	
									<u>39</u>

D = Direct Deposit

Signature Lines

Dated: _____

Mayor: _____

City Council: _____

City Recorder: _____

Report Criteria:

Includes all check types

Includes unprinted checks

Report Criteria:
 Report type: GL detail
 Check.Type = {<->} "Adjustment"

GL Period	Check Issue Date	Check Number	Vendor Number	Payee	Invoice Number	Invoice Sequence	Invoice GL Account	Discount Taken	Invoice Amount	Check Amount
23183										
04/25	04/03/2025	23183	452	Nerian Pace	REF-RENTA	1	001-572-440	.00	110.00-	110.00- V
Total 23183:								.00		110.00-
24787										
04/25	04/02/2025	24787	371	Ambassador Paving	432	1	001-541-630	.00	36,080.00	36,080.00
Total 24787:								.00		36,080.00
24788										
04/25	04/02/2025	24788	22	Comcast	3222-Jan25	2	400-533-411	.00	316.60	316.60
04/25	04/02/2025	24788	22	Comcast	6423-Jan25	2	001-520-411	.00	321.60	321.60
04/25	04/02/2025	24788	22	Comcast	6431-Jan25	2	001-520-411	.00	321.60	321.60
Total 24788:								.00		959.80
24789										
04/25	04/02/2025	24789	27	Duke Energy	1794-Mar25	1	400-533-430	.00	1,979.65	1,979.65
04/25	04/02/2025	24789	27	Duke Energy	2018-Mar25	1	001-513-430	.00	309.40	309.40
04/25	04/02/2025	24789	27	Duke Energy	2018-Mar25	2	400-533-430	.00	309.40	309.40
04/25	04/02/2025	24789	27	Duke Energy	2282-Mar25	1	400-533-430	.00	264.61	264.61
04/25	04/02/2025	24789	27	Duke Energy	2513-Mar25	1	001-520-430	.00	120.81	120.81
04/25	04/02/2025	24789	27	Duke Energy	3126-Mar25	1	001-541-431	.00	119.42	119.42
04/25	04/02/2025	24789	27	Duke Energy	3340-Mar25	1	001-571-430	.00	214.84	214.84
Total 24789:								.00		3,318.13
24790										
04/25	04/03/2025	24790	452	Nerian Pace	REF-RENTA	1	001-572-440	.00	110.00	110.00
Total 24790:								.00		110.00
24792										
04/25	04/10/2025	24792	317	Aetna - Silverscript	6234-MAY25	1	001-571-230	.00	48.30	48.30

M = Manual Check, V = Void Check

GL Period	Check Issue Date	Check Number	Vendor Number	Payee	Invoice Number	Invoice Sequence	Invoice GL Account	Discount Taken	Invoice Amount	Check Amount
Total 24792:								.00		48.30
24793										
04/25	04/10/2025	24793	668	Albert Knapik	UREFUND-1	1	999-101700	.00	113.30	113.30
Total 24793:								.00		113.30
24794										
04/25	04/10/2025	24794	214	Alpha Inspections, Inc.	MTV067	1	001-519-315	.00	13,582.88	13,582.88
04/25	04/10/2025	24794	214	Alpha Inspections, Inc.	MTV067	2	001-519-315	.00	585.00	585.00
04/25	04/10/2025	24794	214	Alpha Inspections, Inc.	MTV067	3	001-519-315	.00	35.48-	35.48-
Total 24794:								.00		14,132.40
24795										
04/25	04/10/2025	24795	371	Ambassador Paving	434	1	001-541-630	.00	36,400.00	36,400.00
Total 24795:								.00		36,400.00
24796										
04/25	04/10/2025	24796	649	Ark Septic	7076	1	001-513-440	.00	450.00	450.00
Total 24796:								.00		450.00
24797										
04/25	04/10/2025	24797	670	C&D Industrial Maintenance LLC	20251570	1	001-522-460	.00	895.67	895.67
Total 24797:								.00		895.67
24798										
04/25	04/10/2025	24798	479	City Electric Supply Clermont	CLR/210476	1	500-571-605	.00	23.21	23.21
04/25	04/10/2025	24798	479	City Electric Supply Clermont	CLR/210581	1	500-571-605	.00	871.55	871.55
04/25	04/10/2025	24798	479	City Electric Supply Clermont	CLR/210600	1	500-571-605	.00	2,516.57	2,516.57
04/25	04/10/2025	24798	479	City Electric Supply Clermont	CLR/210626	1	500-571-605	.00	14.05	14.05
04/25	04/10/2025	24798	479	City Electric Supply Clermont	CLR/210732	1	500-571-605	.00	375.00	375.00
04/25	04/10/2025	24798	479	City Electric Supply Clermont	CLR/210736	1	500-571-605	.00	225.00	225.00
04/25	04/10/2025	24798	479	City Electric Supply Clermont	CLR/210739	1	500-571-605	.00	86.06	86.06
04/25	04/10/2025	24798	479	City Electric Supply Clermont	CLR/210752	1	500-571-605	.00	825.00	825.00

M = Manual Check, V = Void Check

GL Period	Check Issue Date	Check Number	Vendor Number	Payee	Invoice Number	Invoice Sequence	Invoice GL Account	Discount Taken	Invoice Amount	Check Amount
04/25	04/10/2025	24798	479	City Electric Supply Clermont	CLR/210808	1	500-571-605	.00	1,221.73	1,221.73
04/25	04/10/2025	24798	479	City Electric Supply Clermont	OLD/229746	1	500-571-605	.00	3,443.90	3,443.90
Total 24798:								.00		9,602.07
24799										
04/25	04/10/2025	24799	396	City of Clermont-Utility Dept	2600902	1	421-535-576	.00	3,607.02	3,607.02
Total 24799:								.00		3,607.02
24800										
04/25	04/10/2025	24800	209	Cory V. Heat and A/C	697551	1	001-513-460	.00	1,055.00	1,055.00
Total 24800:								.00		1,055.00
24801										
04/25	04/10/2025	24801	23	Courtney Ayers	2182	1	001-574-484	.00	120.00	120.00
04/25	04/10/2025	24801	23	Courtney Ayers	2183	1	001-574-486	.00	240.00	240.00
Total 24801:								.00		360.00
24802										
04/25	04/10/2025	24802	665	Cummins Custom Cabinets	60890	1	170-571-605	.00	25,833.00	25,833.00
Total 24802:								.00		25,833.00
24803										
04/25	04/10/2025	24803	669	Diane Rinkus	UREFUND-1	1	999-101700	.00	118.25	118.25
Total 24803:								.00		118.25
24804										
04/25	04/10/2025	24804	501	Donald M Gregory	5040	1	410-533-605	.00	9,000.00	9,000.00
Total 24804:								.00		9,000.00
24805										
04/25	04/10/2025	24805	27	Duke Energy	9320-APR25	1	400-533-430	.00	614.71	614.71

M = Manual Check, V = Void Check

GL Period	Check Issue Date	Check Number	Vendor Number	Payee	Invoice Number	Invoice Sequence	Invoice GL Account	Discount Taken	Invoice Amount	Check Amount
Total 24805:								.00		614.71
24806										
04/25	04/10/2025	24806	322	Ferguson Waterworks	2149179	1	400-533-540	.00	1,890.52	1,890.52
Total 24806:								.00		1,890.52
24807										
04/25	04/10/2025	24807	126	Florida Blue	7876-MAY25	1	001-571-230	.00	220.50	220.50
Total 24807:								.00		220.50
24808										
04/25	04/10/2025	24808	404	Fun Times Bounce House & Party	33762	2	001-574-484	.00	1,108.75	1,108.75
Total 24808:								.00		1,108.75
24809										
04/25	04/10/2025	24809	612	Israel Grimaldo	1459	1	001-513-605	.00	3,950.00	3,950.00
Total 24809:								.00		3,950.00
24810										
04/25	04/10/2025	24810	635	Jerly E Sanchez Villalta	3282025	1	001-513-605	.00	1,100.00	1,100.00
Total 24810:								.00		1,100.00
24811										
04/25	04/10/2025	24811	667	Kelley Helton	UREFUND-1	1	999-101700	.00	3.10	3.10
Total 24811:								.00		3.10
24812										
04/25	04/10/2025	24812	57	Lake Apopka Natural Gas District	3337-MAR25	1	001-571-430	.00	70.78	70.78
04/25	04/10/2025	24812	57	Lake Apopka Natural Gas District	4959-MAR25	1	400-533-430	.00	29.68	29.68
Total 24812:								.00		100.46

M = Manual Check, V = Void Check

GL Period	Check Issue Date	Check Number	Vendor Number	Payee	Invoice Number	Invoice Sequence	Invoice GL Account	Discount Taken	Invoice Amount	Check Amount
24813										
04/25	04/10/2025	24813	145	Lake County Board of County Offi	175808	1	001-202400	.00	20.00	20.00
Total 24813:								.00		20.00
24814										
04/25	04/10/2025	24814	269	Paul Larino	3062025	1	001-513-540	.00	30.00	30.00
Total 24814:								.00		30.00
24815										
04/25	04/10/2025	24815	81	Plant Technicians, Inc	INV-2500636	1	400-533-340	.00	50.00	50.00
04/25	04/10/2025	24815	81	Plant Technicians, Inc	INV-2500636	2	400-533-340	.00	75.00	75.00
Total 24815:								.00		125.00
24816										
04/25	04/10/2025	24816	562	Rafaeline Rodriguez	832	1	170-571-605	.00	950.00	950.00
Total 24816:								.00		950.00
24817										
04/25	04/10/2025	24817	666	Ryan Callahan	UREFUND-1	1	999-101700	.00	31.90	31.90
Total 24817:								.00		31.90
24818										
04/25	04/10/2025	24818	88	Seco Energy	0010-Apr25	1	001-541-431	.00	936.91	936.91
04/25	04/10/2025	24818	88	Seco Energy	2802-Apr25	1	001-541-431	.00	786.11	786.11
04/25	04/10/2025	24818	88	Seco Energy	5800-Apr25	1	001-541-431	.00	205.00	205.00
04/25	04/10/2025	24818	88	Seco Energy	9513-Apr25	1	001-541-431	.00	72.00	72.00
Total 24818:								.00		2,000.02
24819										
04/25	04/10/2025	24819	359	Simplifile	4859671773	1	001-202600	.00	159.25	159.25
Total 24819:								.00		159.25

M = Manual Check, V = Void Check

GL Period	Check Issue Date	Check Number	Vendor Number	Payee	Invoice Number	Invoice Sequence	Invoice GL Account	Discount Taken	Invoice Amount	Check Amount
24820										
04/25	04/10/2025	24820	112	Summit Broadband	1024546520	1	400-533-411	.00	50.00	50.00
04/25	04/10/2025	24820	112	Summit Broadband	1024546520	2	001-572-411	.00	50.00	50.00
04/25	04/10/2025	24820	112	Summit Broadband	1024546520	3	001-513-411	.00	50.00	50.00
04/25	04/10/2025	24820	112	Summit Broadband	1024546520	4	001-519-411	.00	50.00	50.00
04/25	04/10/2025	24820	112	Summit Broadband	1024546520	5	001-571-411	.00	50.00	50.00
Total 24820:								.00		250.00
24821										
04/25	04/10/2025	24821	353	Surface Water Professionals	2025-12	1	001-202600	.00	1,125.00	1,125.00
04/25	04/10/2025	24821	353	Surface Water Professionals	2025-12	2	001-519-340	.00	1,000.00	1,000.00
Total 24821:								.00		2,125.00
24822										
04/25	04/10/2025	24822	228	Terry Powers	170303	1	001-572-340	.00	270.00	270.00
Total 24822:								.00		270.00
24823										
04/25	04/10/2025	24823	104	Utility Repair Experts	1823	1	400-533-460	.00	1,200.00	1,200.00
04/25	04/10/2025	24823	104	Utility Repair Experts	1823	2	400-533-609	.00	360.00	360.00
04/25	04/10/2025	24823	104	Utility Repair Experts	1823	3	400-533-490	.00	130.00	130.00
Total 24823:								.00		1,690.00
24824										
04/25	04/10/2025	24824	105	Utility Service Co, Inc	623313	1	400-533-340	.00	3,348.21	3,348.21
Total 24824:								.00		3,348.21
24825										
04/25	04/10/2025	24825	107	Waste Pro of Florida Inc.	0001444830	1	001-534-340	.00	657.31	657.31
04/25	04/10/2025	24825	107	Waste Pro of Florida Inc.	0001445395	1	001-534-340	.00	18,467.34	18,467.34
04/25	04/10/2025	24825	107	Waste Pro of Florida Inc.	0001445397	1	001-534-340	.00	2,231.00	2,231.00
04/25	04/10/2025	24825	107	Waste Pro of Florida Inc.	0001457264	1	001-534-340	.00	18,467.34	18,467.34
04/25	04/10/2025	24825	107	Waste Pro of Florida Inc.	0001457266	1	001-534-340	.00	2,231.00	2,231.00

M = Manual Check, V = Void Check

GL Period	Check Issue Date	Check Number	Vendor Number	Payee	Invoice Number	Invoice Sequence	Invoice GL Account	Discount Taken	Invoice Amount	Check Amount
Total 24825:								.00		42,053.99
24826										
04/25	04/10/2025	24826	501	Donald M Gregory	5046	1	170-571-605	.00	11,105.00	11,105.00
Total 24826:								.00		11,105.00
24827										
04/25	04/10/2025	24827	404	Fun Times Bounce House & Party	34070	1	001-574-486	.00	1,367.50	1,367.50
04/25	04/24/2025	24827	404	Fun Times Bounce House & Party	34070	1	001-574-486	.00	1,367.50-	1,367.50- V
Total 24827:								.00		.00
24828										
04/25	04/10/2025	24828	562	Rafaeline Rodriguez	835	1	001-541-523	.00	2,960.00	2,960.00
Total 24828:								.00		2,960.00
24829										
04/25	04/10/2025	24829	501	Donald M Gregory	5047	1	001-539-460	.00	266.66	266.66
04/25	04/10/2025	24829	501	Donald M Gregory	5047	2	001-541-460	.00	266.66	266.66
04/25	04/10/2025	24829	501	Donald M Gregory	5047	3	400-533-460	.00	266.68	266.68
Total 24829:								.00		800.00
24830										
04/25	04/10/2025	24830	376	Umana Security Services, LLC	03012025	1	001-520-343	.00	459.00	459.00
04/25	04/10/2025	24830	376	Umana Security Services, LLC	03262025	1	001-520-343	.00	421.50	421.50
04/25	04/10/2025	24830	376	Umana Security Services, LLC	04072025	1	001-520-343	.00	609.00	609.00
04/25	04/10/2025	24830	376	Umana Security Services, LLC	04082025	1	001-520-343	.00	609.00	609.00
04/25	04/10/2025	24830	376	Umana Security Services, LLC	04092025	1	001-520-343	.00	609.00	609.00
Total 24830:								.00		2,707.50
24831										
04/25	04/10/2025	24831	81	Plant Technicians, Inc	INV-2500968	1	400-533-340	.00	277.00	277.00
04/25	04/10/2025	24831	81	Plant Technicians, Inc	INV-2500989	1	400-533-340	.00	847.00	847.00
04/25	04/10/2025	24831	81	Plant Technicians, Inc	INV-2501092	1	400-533-340	.00	75.00	75.00

M = Manual Check, V = Void Check

GL Period	Check Issue Date	Check Number	Vendor Number	Payee	Invoice Number	Invoice Sequence	Invoice GL Account	Discount Taken	Invoice Amount	Check Amount
04/25	04/10/2025	24831	81	Plant Technicians, Inc	INV-2501092	2	400-533-340	.00	345.00	345.00
Total 24831:								.00	1,544.00	
24832										
04/25	04/10/2025	24832	119	Valli Information Systems, Inc	99954	1	400-533-340	.00	999.45	999.45
04/25	04/10/2025	24832	119	Valli Information Systems, Inc	99955	1	400-533-340	.00	231.93	231.93
Total 24832:								.00	1,231.38	
24833										
04/25	04/10/2025	24833	671	Berry Whatley	UREFUND-1	1	999-101700	.00	82.20	82.20
Total 24833:								.00	82.20	
24834										
04/25	04/10/2025	24834	346	City of Clermont	MAR2025	1	400-209500	.00	4,830.00	4,830.00
Total 24834:								.00	4,830.00	
24835										
04/25	04/10/2025	24835	58	Lake County BOCC	MAR2025	1	001-208600	.00	1,359.38	1,359.38
04/25	04/10/2025	24835	58	Lake County BOCC	MAR2025	2	001-208500	.00	657.07	657.07
04/25	04/10/2025	24835	58	Lake County BOCC	MAR2025	3	001-208300	.00	10,474.00	10,474.00
04/25	04/10/2025	24835	58	Lake County BOCC	MAR2025	4	001-208200	.00	3,806.00	3,806.00
04/25	04/10/2025	24835	58	Lake County BOCC	MAR2025	5	001-208400	.00	239.00	239.00
Total 24835:								.00	16,535.45	
24836										
04/25	04/10/2025	24836	361	Padilla's Landscaping	3540	1	001-572-340	.00	2,000.00	2,000.00
04/25	04/10/2025	24836	361	Padilla's Landscaping	3540	2	001-541-340	.00	3,000.00	3,000.00
Total 24836:								.00	5,000.00	
24837										
04/25	04/10/2025	24837	672	Treetop Products, LLC	INVTRE3170	1	001-572-605	.00	13,212.09	13,212.09

M = Manual Check, V = Void Check

GL Period	Check Issue Date	Check Number	Vendor Number	Payee	Invoice Number	Invoice Sequence	Invoice GL Account	Discount Taken	Invoice Amount	Check Amount
Total 24837:								.00		13,212.09
24838										
04/25	04/10/2025	24838	360	E. Trejo Farms, Inc	11040	1	140-572-635	.00	4,486.50	4,486.50
Total 24838:								.00		4,486.50
24839										
04/25	04/10/2025	24839	612	Israel Grimaldo	1460	1	500-571-605	.00	13,500.00	13,500.00
Total 24839:								.00		13,500.00
24840										
04/25	04/10/2025	24840	576	Rozar Enterprizes Inc	3296	1	500-571-605	.00	480.95	480.95
Total 24840:								.00		480.95
24841										
04/25	04/10/2025	24841	613	Israel Grimaldo	1461	1	140-572-631	.00	1,200.00	1,200.00
Total 24841:								.00		1,200.00
24842										
04/25	04/24/2025	24842	3	AJ's Lawn Care	4122025	1	001-572-345	.00	4,800.00	4,800.00
Total 24842:								.00		4,800.00
24843										
04/25	04/24/2025	24843	674	Ann Debra Asbacher	UREFUND-1	1	400-220100	.00	68.25	68.25
Total 24843:								.00		68.25
24844										
04/25	04/24/2025	24844	649	Ark Septic	7102	1	001-513-440	.00	450.00	450.00
04/25	04/24/2025	24844	649	Ark Septic	7125	1	001-513-440	.00	450.00	450.00
04/25	04/24/2025	24844	649	Ark Septic	7139	1	001-513-440	.00	450.00	450.00
04/25	04/24/2025	24844	649	Ark Septic	7140	1	001-522-460	.00	425.00	425.00

M = Manual Check, V = Void Check

GL Period	Check Issue Date	Check Number	Vendor Number	Payee	Invoice Number	Invoice Sequence	Invoice GL Account	Discount Taken	Invoice Amount	Check Amount
Total 24844:								.00		1,775.00
24845										
04/25	04/24/2025	24845	676	Awards and Engraving FL	102	1	001-574-486	.00	725.00	725.00
04/25	04/24/2025	24845	676	Awards and Engraving FL	102	2	001-574-486	.00	225.00	225.00
Total 24845:								.00		950.00
24846										
04/25	04/24/2025	24846	8	Bank of America	2709-Apr25	1	001-513-490	.00	52.75	52.75
04/25	04/24/2025	24846	8	Bank of America	2709-Apr25	2	001-513-521	.00	81.00	81.00
04/25	04/24/2025	24846	8	Bank of America	2709-Apr25	3	400-533-410	.00	104.00	104.00
04/25	04/24/2025	24846	8	Bank of America	2709-Apr25	4	001-574-484	.00	67.96	67.96
04/25	04/24/2025	24846	8	Bank of America	2709-Apr25	5	001-513-490	.00	52.75	52.75
04/25	04/24/2025	24846	8	Bank of America	6477-Apr202	1	001-574-484	.00	16.47	16.47
04/25	04/24/2025	24846	8	Bank of America	6477-Apr202	2	001-574-484	.00	25.98	25.98
04/25	04/24/2025	24846	8	Bank of America	6477-Apr202	3	001-571-510	.00	5.50	5.50
04/25	04/24/2025	24846	8	Bank of America	6477-Apr202	4	001-571-540	.00	60.00	60.00
04/25	04/24/2025	24846	8	Bank of America	6477-Apr202	5	001-571-540	.00	263.99	263.99
04/25	04/24/2025	24846	8	Bank of America	6477-Apr202	6	001-571-540	.00	72.67	72.67
04/25	04/24/2025	24846	8	Bank of America	6477-Apr202	7	001-571-540	.00	68.18	68.18
04/25	04/24/2025	24846	8	Bank of America	6477-Apr202	8	001-571-540	.00	13.99	13.99
04/25	04/24/2025	24846	8	Bank of America	9514-APR25	1	001-539-460	.00	27.96	27.96
04/25	04/24/2025	24846	8	Bank of America	9514-APR25	2	001-572-520	.00	158.97	158.97
Total 24846:								.00		1,072.17
24847										
04/25	04/24/2025	24847	153	Clermont Mowers & Equipment	220100	1	001-539-460	.00	271.00	271.00
Total 24847:								.00		271.00
24848										
04/25	04/24/2025	24848	675	Coins For Anything Inc	C253759	1	001-574-486	.00	667.50	667.50
04/25	04/24/2025	24848	675	Coins For Anything Inc	C253759	2	001-574-486	.00	198.00	198.00
04/25	04/24/2025	24848	675	Coins For Anything Inc	C253759	3	001-574-486	.00	175.00-	175.00-
04/25	04/24/2025	24848	675	Coins For Anything Inc	C253759	4	001-574-486	.00	55.00	55.00

M = Manual Check, V = Void Check

GL Period	Check Issue Date	Check Number	Vendor Number	Payee	Invoice Number	Invoice Sequence	Invoice GL Account	Discount Taken	Invoice Amount	Check Amount
Total 24848:								.00		745.50
24849										
04/25	04/24/2025	24849	209	Cory V. Heat and A/C	697575	1	001-539-460	.00	230.00	230.00
Total 24849:								.00		230.00
24850										
04/25	04/24/2025	24850	170	Crest Concrete	1693	1	140-572-635	.00	2,100.00	2,100.00
Total 24850:								.00		2,100.00
24851										
04/25	04/24/2025	24851	24	Dave Symonds & Associates	35144	1	400-533-520	.00	256.05	256.05
Total 24851:								.00		256.05
24852										
04/25	04/24/2025	24852	677	Downtown Decorations, INc	33962	1	001-574-486	.00	4,504.55	4,504.55
Total 24852:								.00		4,504.55
24853										
04/25	04/24/2025	24853	29	Embroidery Works - Photograph -	723249	1	001-511-521	.00	132.60	132.60
04/25	04/24/2025	24853	29	Embroidery Works - Photograph -	723249	2	001-513-521	.00	150.45	150.45
04/25	04/24/2025	24853	29	Embroidery Works - Photograph -	723249	3	001-571-521	.00	150.45	150.45
Total 24853:								.00		433.50
24854										
04/25	04/24/2025	24854	266	FDOT	1427768073	1	400-533-490	.00	3.36	3.36
Total 24854:								.00		3.36
24855										
04/25	04/24/2025	24855	39	Florida Rural Water Assoc	21029	1	400-533-540	.00	371.50	371.50

M = Manual Check, V = Void Check

GL Period	Check Issue Date	Check Number	Vendor Number	Payee	Invoice Number	Invoice Sequence	Invoice GL Account	Discount Taken	Invoice Amount	Check Amount
Total 24855:								.00		371.50
24856										
04/25	04/24/2025	24856	301	Halff	10140185	1	001-202600	.00	212.50	212.50
04/25	04/24/2025	24856	301	Halff	10140600	1	001-202600	.00	512.50	512.50
04/25	04/24/2025	24856	301	Halff	10140601	1	001-202400	.00	807.50	807.50
Total 24856:								.00		1,532.50
24857										
04/25	04/24/2025	24857	206	Hawkins, Inc	7033689	1	400-533-520	.00	57.00	57.00
04/25	04/24/2025	24857	206	Hawkins, Inc	7033690	1	400-533-520	.00	553.00	553.00
Total 24857:								.00		610.00
24858										
04/25	04/24/2025	24858	152	I - Tech Support Inc.	0059441	1	001-513-340	.00	361.85	361.85
04/25	04/24/2025	24858	152	I - Tech Support Inc.	0059441	2	001-519-340	.00	361.85	361.85
04/25	04/24/2025	24858	152	I - Tech Support Inc.	0059441	3	001-571-340	.00	361.85	361.85
04/25	04/24/2025	24858	152	I - Tech Support Inc.	0059441	4	400-533-340	.00	361.85	361.85
04/25	04/24/2025	24858	152	I - Tech Support Inc.	0059441	5	001-539-340	.00	361.86	361.86
Total 24858:								.00		1,809.26
24859										
04/25	04/24/2025	24859	64	Law Office of Anita Geraci-Carver,	12505	1	001-514-310	.00	3,730.00	3,730.00
04/25	04/24/2025	24859	64	Law Office of Anita Geraci-Carver,	12506	1	001-202600	.00	2,887.50	2,887.50
04/25	04/24/2025	24859	64	Law Office of Anita Geraci-Carver,	12507	1	001-524-313	.00	90.00	90.00
04/25	04/24/2025	24859	64	Law Office of Anita Geraci-Carver,	12508	1	001-202600	.00	165.00	165.00
04/25	04/24/2025	24859	64	Law Office of Anita Geraci-Carver,	12509	1	001-202600	.00	660.00	660.00
Total 24859:								.00		7,532.50
24860										
04/25	04/24/2025	24860	136	Minuteman Press	14282	1	001-511-510	.00	279.80	279.80
04/25	04/24/2025	24860	136	Minuteman Press	14282	2	001-513-510	.00	69.95	69.95

M = Manual Check, V = Void Check

GL Period	Check Issue Date	Check Number	Vendor Number	Payee	Invoice Number	Invoice Sequence	Invoice GL Account	Discount Taken	Invoice Amount	Check Amount
Total 24860:								.00		349.75
24861										
04/25	04/24/2025	24861	361	Padilla's Landscaping	3535	1	001-572-340	.00	733.60	733.60
04/25	04/24/2025	24861	361	Padilla's Landscaping	3535	2	001-541-340	.00	1,100.40	1,100.40
Total 24861:								.00		1,834.00
24862										
04/25	04/24/2025	24862	269	Paul Larino	432025	1	001-513-540	.00	15.00	15.00
Total 24862:								.00		15.00
24863										
04/25	04/24/2025	24863	81	Plant Technicians, Inc	INV-2500821	1	400-533-340	.00	50.00	50.00
04/25	04/24/2025	24863	81	Plant Technicians, Inc	INV-2500821	2	400-533-340	.00	75.00	75.00
04/25	04/24/2025	24863	81	Plant Technicians, Inc	INV-2501166	1	400-533-340	.00	345.00	345.00
04/25	04/24/2025	24863	81	Plant Technicians, Inc	INV-2501166	2	400-533-340	.00	75.00	75.00
Total 24863:								.00		545.00
24864										
04/25	04/24/2025	24864	562	Rafaeline Rodriguez	837	1	140-572-635	.00	1,950.00	1,950.00
Total 24864:								.00		1,950.00
24865										
04/25	04/24/2025	24865	389	Sensaphone	3202025	1	400-533-540	.00	299.40	299.40
04/25	04/24/2025	24865	389	Sensaphone	412025	1	400-533-540	.00	419.40	419.40
Total 24865:								.00		718.80
24866										
04/25	04/24/2025	24866	673	Shaza Khalid	UREFUND-1	1	400-220100	.00	169.35	169.35
Total 24866:								.00		169.35

M = Manual Check, V = Void Check

GL Period	Check Issue Date	Check Number	Vendor Number	Payee	Invoice Number	Invoice Sequence	Invoice GL Account	Discount Taken	Invoice Amount	Check Amount
24867										
04/25	04/24/2025	24867	359	Simplifile	4859618699	1	001-202600	.00	71.25	71.25
Total 24867:								.00		71.25
24868										
04/25	04/24/2025	24868	305	Superior Fence and Rail of Lake	20250415TM	1	001-539-464	.00	15,934.95	15,934.95
Total 24868:								.00		15,934.95
24869										
04/25	04/24/2025	24869	386	Table Top Catering	E07980	1	001-511-491	.00	1,142.83	1,142.83
Total 24869:								.00		1,142.83
24870										
04/25	04/24/2025	24870	95	The Home Depot Credit Services	2023944	1	001-539-460	.00	124.78	124.78
04/25	04/24/2025	24870	95	The Home Depot Credit Services	2362911	1	001-572-460	.00	126.17	126.17
04/25	04/24/2025	24870	95	The Home Depot Credit Services	2624468	1	001-572-460	.00	42.14	42.14
04/25	04/24/2025	24870	95	The Home Depot Credit Services	31064	1	400-533-460	.00	317.38	317.38
04/25	04/24/2025	24870	95	The Home Depot Credit Services	4020728	1	001-571-510	.00	122.81	122.81
04/25	04/24/2025	24870	95	The Home Depot Credit Services	4020728	1	001-572-460	.00	94.98	94.98
04/25	04/24/2025	24870	95	The Home Depot Credit Services	4515625	1	001-539-460	.00	47.68	47.68
04/25	04/24/2025	24870	95	The Home Depot Credit Services	6751203	1	140-572-635	.00	301.26	301.26
04/25	04/24/2025	24870	95	The Home Depot Credit Services	7024569	1	001-541-490	.00	374.00	374.00
Total 24870:								.00		1,551.20
24871										
04/25	04/24/2025	24871	200	The Lake Doctors, Inc	2017856	1	001-541-462	.00	100.00	100.00
04/25	04/24/2025	24871	200	The Lake Doctors, Inc	2017865	1	001-541-462	.00	561.00	561.00
Total 24871:								.00		661.00
24872										
04/25	04/24/2025	24872	239	United Rentals	237482157-0	1	500-571-605	.00	1,622.82	1,622.82
Total 24872:								.00		1,622.82

M = Manual Check, V = Void Check

GL Period	Check Issue Date	Check Number	Vendor Number	Payee	Invoice Number	Invoice Sequence	Invoice GL Account	Discount Taken	Invoice Amount	Check Amount
24873										
04/25	04/24/2025	24873	106	Verizon Wireless	6110124521	1	001-513-410	.00	36.07	36.07
04/25	04/24/2025	24873	106	Verizon Wireless	6110124521	2	400-533-410	.00	36.07	36.07
04/25	04/24/2025	24873	106	Verizon Wireless	6110124521	3	001-539-410	.00	40.44	40.44
04/25	04/24/2025	24873	106	Verizon Wireless	6110124521	4	400-533-410	.00	40.44	40.44
04/25	04/24/2025	24873	106	Verizon Wireless	6110124521	5	001-520-410	.00	40.44	40.44
04/25	04/24/2025	24873	106	Verizon Wireless	6110124521	6	400-533-410	.00	40.44	40.44
04/25	04/24/2025	24873	106	Verizon Wireless	6110124521	7	500-571-410	.00	45.44	45.44
04/25	04/24/2025	24873	106	Verizon Wireless	6110124521	8	001-513-410	.00	40.44	40.44
Total 24873:								.00		319.78
24874										
04/25	04/24/2025	24874	107	Waste Pro of Florida Inc.	0001448698	1	001-534-340	.00	303.19	303.19
Total 24874:								.00		303.19
24875										
04/25	04/24/2025	24875	110	Wex Bank	104146849	1	001-539-524	.00	157.61	157.61
04/25	04/24/2025	24875	110	Wex Bank	104146849	2	001-520-524	.00	45.47	45.47
04/25	04/24/2025	24875	110	Wex Bank	104146849	3	001-572-524	.00	182.29	182.29
04/25	04/24/2025	24875	110	Wex Bank	104146849	4	400-533-524	.00	82.88	82.88
Total 24875:								.00		468.25
24876										
04/25	04/24/2025	24876	485	Willdan Financial Services	010-62005	1	160-541-460	.00	375.00	375.00
04/25	04/24/2025	24876	485	Willdan Financial Services	010-62006	1	140-572-490	.00	375.00	375.00
04/25	04/24/2025	24876	485	Willdan Financial Services	010-62007	1	170-571-490	.00	375.00	375.00
04/25	04/24/2025	24876	485	Willdan Financial Services	010-62008	1	410-533-605	.00	375.00	375.00
Total 24876:								.00		1,500.00
24877										
04/25	04/24/2025	24877	255	Woodard & Curran	247979	1	430-533-635	.00	54,870.40	54,870.40
04/25	04/24/2025	24877	255	Woodard & Curran	248133	1	430-533-635	.00	2,536.00	2,536.00
Total 24877:								.00		57,406.40

M = Manual Check, V = Void Check

GL Period	Check Issue Date	Check Number	Vendor Number	Payee	Invoice Number	Invoice Sequence	Invoice GL Account	Discount Taken	Invoice Amount	Check Amount
24878										
04/25	04/24/2025	24878	255	Woodard & Curran	243485	1	400-533-310	.00	4,043.75	4,043.75
Total 24878:								.00	4,043.75	4,043.75
24879										
04/25	04/24/2025	24879	255	Woodard & Curran	243498	2	420-533-634	.00	23,250.00	23,250.00
Total 24879:								.00	23,250.00	23,250.00
24880										
04/25	04/24/2025	24880	255	Woodard & Curran	248087	1	400-533-310	.00	8,620.09	8,620.09
Total 24880:								.00	8,620.09	8,620.09
24881										
04/25	04/24/2025	24881	490	A-1 Sod, Inc	227203	1	001-572-345	.00	5,880.00	5,880.00
04/25	04/24/2025	24881	490	A-1 Sod, Inc	227210	1	001-572-345	.00	7,700.00	7,700.00
Total 24881:								.00	13,580.00	13,580.00
24882										
04/25	04/24/2025	24882	288	Chase	1942-Apr25	1	001-572-345	.00	772.93	772.93
04/25	04/24/2025	24882	288	Chase	1942-Apr25	2	001-541-340	.00	772.93	772.93
04/25	04/24/2025	24882	288	Chase	1942-Apr25	3	001-513-492	.00	138.02	138.02
04/25	04/24/2025	24882	288	Chase	1942-Apr25	4	001-574-484	.00	9.99	9.99
04/25	04/24/2025	24882	288	Chase	1942-Apr25	5	170-571-635	.00	129.98	129.98
04/25	04/24/2025	24882	288	Chase	1942-Apr25	6	001-519-520	.00	35.96	35.96
04/25	04/24/2025	24882	288	Chase	1942-Apr25	7	001-520-520	.00	35.95	35.95
04/25	04/24/2025	24882	288	Chase	1942-Apr25	8	001-513-510	.00	159.09	159.09
04/25	04/24/2025	24882	288	Chase	1942-Apr25	9	001-571-510	.00	53.99	53.99
04/25	04/24/2025	24882	288	Chase	1942-Apr25	10	400-533-510	.00	53.99	53.99
04/25	04/24/2025	24882	288	Chase	1942-Apr25	11	001-511-510	.00	69.83	69.83
04/25	04/24/2025	24882	288	Chase	1942-Apr25	12	001-520-520	.00	200.00	200.00
04/25	04/24/2025	24882	288	Chase	1942-Apr25	13	001-519-520	.00	663.69	663.69
04/25	04/24/2025	24882	288	Chase	1942-Apr25	14	001-519-520	.00	200.00	200.00
04/25	04/24/2025	24882	288	Chase	1942-Apr25	15	001-520-520	.00	77.29	77.29
04/25	04/24/2025	24882	288	Chase	1942-Apr25	16	001-574-484	.00	21.88	21.88
04/25	04/24/2025	24882	288	Chase	1942-Apr25	17	170-571-635	.00	64.99	64.99

M = Manual Check, V = Void Check

GL Period	Check Issue Date	Check Number	Vendor Number	Payee	Invoice Number	Invoice Sequence	Invoice GL Account	Discount Taken	Invoice Amount	Check Amount
04/25	04/24/2025	24882	288	Chase	1942-Apr25	18	001-519-510	.00	69.83	69.83
04/25	04/24/2025	24882	288	Chase	1942-Apr25	19	001-520-520	.00	96.29	96.29
04/25	04/24/2025	24882	288	Chase	1942-Apr25	20	001-519-520	.00	96.29	96.29
04/25	04/24/2025	24882	288	Chase	1942-Apr25	21	001-574-486	.00	398.96	398.96
04/25	04/24/2025	24882	288	Chase	1942-Apr25	22	400-533-490	.00	49.49	49.49
04/25	04/24/2025	24882	288	Chase	1942-Apr25	23	001-539-490	.00	197.96	197.96
04/25	04/24/2025	24882	288	Chase	1942-Apr25	24	001-513-490	.00	173.95	173.95
04/25	04/24/2025	24882	288	Chase	1942-Apr25	25	001-574-486	.00	204.74	204.74
04/25	04/24/2025	24882	288	Chase	1942-Apr25	26	001-574-484	.00	431.76	431.76
04/25	04/24/2025	24882	288	Chase	1942-Apr25	27	001-513-540	.00	144.00	144.00
04/25	04/24/2025	24882	288	Chase	1942-Apr25	28	001-513-492	.00	63.51	63.51
04/25	04/24/2025	24882	288	Chase	1942-Apr25	29	170-571-635	.00	357.94	357.94
04/25	04/24/2025	24882	288	Chase	1942-Apr25	30	170-571-635	.00	47.44	47.44
04/25	04/24/2025	24882	288	Chase	1942-Apr25	31	170-571-635	.00	1,669.39	1,669.39
04/25	04/24/2025	24882	288	Chase	1942-Apr25	32	170-571-635	.00	814.32	814.32
04/25	04/24/2025	24882	288	Chase	1942-Apr25	33	170-571-635	.00	29.99	29.99
04/25	04/24/2025	24882	288	Chase	1942-Apr25	34	400-533-520	.00	268.54	268.54
04/25	04/24/2025	24882	288	Chase	1942-Apr25	35	001-511-520	.00	55.00	55.00
04/25	04/24/2025	24882	288	Chase	1942-Apr25	36	001-513-520	.00	600.00	600.00
04/25	04/24/2025	24882	288	Chase	1942-Apr25	37	001-519-520	.00	200.00	200.00
04/25	04/24/2025	24882	288	Chase	1942-Apr25	38	001-520-520	.00	100.00	100.00
04/25	04/24/2025	24882	288	Chase	1942-Apr25	39	001-539-520	.00	300.00	300.00
04/25	04/24/2025	24882	288	Chase	1942-Apr25	40	001-541-520	.00	200.00	200.00
04/25	04/24/2025	24882	288	Chase	1942-Apr25	41	001-571-520	.00	300.00	300.00
04/25	04/24/2025	24882	288	Chase	1942-Apr25	42	001-572-520	.00	100.00	100.00
04/25	04/24/2025	24882	288	Chase	1942-Apr25	43	400-533-520	.00	5.00	5.00
04/25	04/24/2025	24882	288	Chase	1942-Apr25	44	001-511-520	.00	5.00	5.00
04/25	04/24/2025	24882	288	Chase	1942-Apr25	45	001-513-520	.00	9.98	9.98
04/25	04/24/2025	24882	288	Chase	1942-Apr25	46	001-519-520	.00	5.00	5.00
04/25	04/24/2025	24882	288	Chase	1942-Apr25	47	001-520-520	.00	5.00	5.00
04/25	04/24/2025	24882	288	Chase	1942-Apr25	48	001-539-520	.00	5.00	5.00
04/25	04/24/2025	24882	288	Chase	1942-Apr25	49	001-541-520	.00	5.00	5.00
04/25	04/24/2025	24882	288	Chase	1942-Apr25	50	001-571-520	.00	5.00	5.00
04/25	04/24/2025	24882	288	Chase	1942-Apr25	51	001-572-520	.00	5.00	5.00
04/25	04/24/2025	24882	288	Chase	1942-Apr25	52	001-513-510	.00	145.60	145.60
04/25	04/24/2025	24882	288	Chase	1942-Apr25	53	170-571-635	.00	173.33	173.33
04/25	04/24/2025	24882	288	Chase	1942-Apr25	54	001-513-490	.00	242.77	242.77
04/25	04/24/2025	24882	288	Chase	1942-Apr25	55	001-520-490	.00	100.00	100.00
04/25	04/24/2025	24882	288	Chase	1942-Apr25	56	001-519-490	.00	150.00	150.00

M = Manual Check, V = Void Check

GL Period	Check Issue Date	Check Number	Vendor Number	Payee	Invoice Number	Invoice Sequence	Invoice GL Account	Discount Taken	Invoice Amount	Check Amount
04/25	04/24/2025	24882	288	Chase	1942-Apr25	57	001-571-490	.00	100.00	100.00
04/25	04/24/2025	24882	288	Chase	1942-Apr25	58	001-539-490	.00	100.00	100.00
04/25	04/24/2025	24882	288	Chase	1942-Apr25	59	001-541-490	.00	100.00	100.00
04/25	04/24/2025	24882	288	Chase	1942-Apr25	60	400-533-490	.00	150.00	150.00
04/25	04/24/2025	24882	288	Chase	1942-Apr25	61	001-513-490	.00	138.23	138.23
04/25	04/24/2025	24882	288	Chase	1942-Apr25	62	001-520-490	.00	138.23	138.23
04/25	04/24/2025	24882	288	Chase	1942-Apr25	63	001-519-490	.00	138.23	138.23
04/25	04/24/2025	24882	288	Chase	1942-Apr25	64	001-571-490	.00	138.23	138.23
04/25	04/24/2025	24882	288	Chase	1942-Apr25	65	001-539-490	.00	138.23	138.23
04/25	04/24/2025	24882	288	Chase	1942-Apr25	66	001-541-490	.00	138.23	138.23
04/25	04/24/2025	24882	288	Chase	1942-Apr25	67	400-533-490	.00	138.24	138.24
04/25	04/24/2025	24882	288	Chase	1942-Apr25	68	001-513-410	.00	119.64	119.64
04/25	04/24/2025	24882	288	Chase	1942-Apr25	69	001-519-410	.00	119.64	119.64
04/25	04/24/2025	24882	288	Chase	1942-Apr25	70	400-533-410	.00	119.64	119.64
04/25	04/24/2025	24882	288	Chase	1942-Apr25	71	001-513-492	.00	80.28	80.28
04/25	04/24/2025	24882	288	Chase	1942-Apr25	72	001-513-550	.00	475.00	475.00
04/25	04/24/2025	24882	288	Chase	1942-Apr25	73	001-513-540	.00	193.75	193.75
04/25	04/24/2025	24882	288	Chase	1942-Apr25	74	001-519-540	.00	232.50	232.50
04/25	04/24/2025	24882	288	Chase	1942-Apr25	75	001-539-540	.00	271.25	271.25
04/25	04/24/2025	24882	288	Chase	1942-Apr25	76	001-571-540	.00	38.75	38.75
04/25	04/24/2025	24882	288	Chase	1942-Apr25	77	400-533-540	.00	38.75	38.75
04/25	04/24/2025	24882	288	Chase	1942-Apr25	78	001-520-460	.00	34.23	34.23
04/25	04/24/2025	24882	288	Chase	1942-Apr25	79	001-574-486	.00	1,089.06	1,089.06
Total 24882:								.00		15,521.70
24883										
04/25	04/24/2025	24883	430	Deanco Building Solutions, Inc	138822	1	001-520-490	.00	89.60	89.60
04/25	04/24/2025	24883	430	Deanco Building Solutions, Inc	138822	2	001-513-340	.00	134.40	134.40
04/25	04/24/2025	24883	430	Deanco Building Solutions, Inc	138822	3	400-533-340	.00	134.40	134.40
04/25	04/24/2025	24883	430	Deanco Building Solutions, Inc	138822	4	001-571-340	.00	89.60	89.60
Total 24883:								.00		448.00
24884										
04/25	04/24/2025	24884	27	Duke Energy	1140-Apr25	1	001-541-430	.00	23.19	23.19
04/25	04/24/2025	24884	27	Duke Energy	1398-Apr25	1	001-572-430	.00	282.36	282.36
04/25	04/24/2025	24884	27	Duke Energy	1588-Apr25	1	001-541-431	.00	1,622.09	1,622.09
04/25	04/24/2025	24884	27	Duke Energy	2711-Apr25	1	400-533-430	.00	51.55	51.55

M = Manual Check, V = Void Check

GL Period	Check Issue Date	Check Number	Vendor Number	Payee	Invoice Number	Invoice Sequence	Invoice GL Account	Discount Taken	Invoice Amount	Check Amount
04/25	04/24/2025	24884	27	Duke Energy	2872-Apr25	1	001-541-431	.00	142.90	142.90
04/25	04/24/2025	24884	27	Duke Energy	2894-Apr25	1	001-541-431	.00	25.74	25.74
04/25	04/24/2025	24884	27	Duke Energy	3564-Apr25	1	001-541-430	.00	59.27	59.27
04/25	04/24/2025	24884	27	Duke Energy	3803-Apr25	1	001-541-431	.00	32.50	32.50
04/25	04/24/2025	24884	27	Duke Energy	4036-Apr25	1	001-541-431	.00	22.71	22.71
04/25	04/24/2025	24884	27	Duke Energy	4458-Apr25	1	001-541-431	.00	558.12	558.12
04/25	04/24/2025	24884	27	Duke Energy	4656-Apr25	1	400-533-430	.00	67.91	67.91
04/25	04/24/2025	24884	27	Duke Energy	4870-Apr25	1	400-533-430	.00	118.75	118.75
04/25	04/24/2025	24884	27	Duke Energy	5092-Apr25	1	001-541-431	.00	718.44	718.44
04/25	04/24/2025	24884	27	Duke Energy	8420-Apr25	1	421-535-430	.00	70.68	70.68
04/25	04/24/2025	24884	27	Duke Energy	9355-Apr25	1	001-572-430	.00	43.82	43.82
04/25	04/24/2025	24884	27	Duke Energy	9445-Apr25	1	400-533-430	.00	103.23	103.23
Total 24884:								.00		3,943.26
24885										
04/25	04/24/2025	24885	404	Fun Times Bounce House & Party	34070	3	001-574-486	.00	1,092.50	1,092.50
Total 24885:								.00		1,092.50
24886										
04/25	04/24/2025	24886	300	Gannett Medica Corp	007037023	1	001-519-350	.00	450.80	450.80
04/25	04/24/2025	24886	300	Gannett Medica Corp	007037023	2	001-202600	.00	1,000.34	1,000.34
04/25	04/24/2025	24886	300	Gannett Medica Corp	007037023	3	001-202600	.00	1,000.34	1,000.34
04/25	04/24/2025	24886	300	Gannett Medica Corp	007037023	4	001-202600	.00	1,000.34	1,000.34
04/25	04/24/2025	24886	300	Gannett Medica Corp	007037023	5	001-202600	.00	1,000.34	1,000.34
04/25	04/24/2025	24886	300	Gannett Medica Corp	007037023	6	001-519-350	.00	84.16	84.16
04/25	04/24/2025	24886	300	Gannett Medica Corp	007037023	7	001-519-350	.00	95.64	95.64
Total 24886:								.00		4,631.96
24887										
04/25	04/24/2025	24887	289	Kyle A. Worfel	4212025	1	001-520-343	.00	289.50	289.50
Total 24887:								.00		289.50
24888										
04/25	04/24/2025	24888	610	Peter James Ellsworth	4212025	1	001-520-343	.00	619.35	619.35
04/25	04/24/2025	24888	610	Peter James Ellsworth	4222025	1	001-520-343	.00	400.20	400.20

M = Manual Check, V = Void Check

GL Period	Check Issue Date	Check Number	Vendor Number	Payee	Invoice Number	Invoice Sequence	Invoice GL Account	Discount Taken	Invoice Amount	Check Amount
Total 24888:								.00		1,019.55
24889										
04/25	04/24/2025	24889	562	Rafaeline Rodriguez	834	1	500-571-605	.00	2,750.00	2,750.00
Total 24889:								.00		2,750.00
24890										
04/25	04/24/2025	24890	65	Lowe's	972979	1	001-539-490	.00	153.98	153.98
04/25	04/24/2025	24890	65	Lowe's	972979	2	001-572-490	.00	247.35	247.35
04/25	04/24/2025	24890	65	Lowe's	972979	3	500-571-605	.00	321.34	321.34
04/25	04/24/2025	24890	65	Lowe's	973354	1	001-539-520	.00	1,207.07	1,207.07
04/25	04/24/2025	24890	65	Lowe's	976156	1	001-572-460	.00	485.98	485.98
04/25	04/24/2025	24890	65	Lowe's	988968	2	500-571-605	.00	2,514.41	2,514.41
04/25	04/24/2025	24890	65	Lowe's	990180	1	500-571-605	.00	966.20	966.20
04/25	04/24/2025	24890	65	Lowe's	990852	1	001-541-530	.00	185.73	185.73
04/25	04/24/2025	24890	65	Lowe's	990904	1	001-541-520	.00	113.12-	113.12-
04/25	04/24/2025	24890	65	Lowe's	990992	1	001-541-520	.00	62.58-	62.58-
04/25	04/24/2025	24890	65	Lowe's	991077	1	001-541-530	.00	167.47	167.47
04/25	04/24/2025	24890	65	Lowe's	992739	1	400-533-522	.00	169.92	169.92
04/25	04/24/2025	24890	65	Lowe's	995880	1	400-533-520	.00	97.85	97.85
04/25	04/24/2025	24890	65	Lowe's	998283	1	001-539-520	.00	63.63	63.63
Total 24890:								.00		6,405.23
24891										
04/25	04/24/2025	24891	576	Rozar Enterprizes Inc	3256	1	140-572-631	.00	3,600.00	3,600.00
Total 24891:								.00		3,600.00
24892										
04/25	04/24/2025	24892	479	City Electric Supply Clermont	CLR/211328	1	500-571-605	.00	570.96	570.96
04/25	04/24/2025	24892	479	City Electric Supply Clermont	CLR/211351	1	500-571-605	.00	24.86	24.86
04/25	04/24/2025	24892	479	City Electric Supply Clermont	CLR/211381	1	500-571-605	.00	216.92	216.92
04/25	04/24/2025	24892	479	City Electric Supply Clermont	CLR/211423	1	500-571-605	.00	218.36	218.36
04/25	04/24/2025	24892	479	City Electric Supply Clermont	CLR/211499	1	500-571-605	.00	56.59	56.59
04/25	04/24/2025	24892	479	City Electric Supply Clermont	CLR/211524	1	500-571-605	.00	97.23	97.23
04/25	04/24/2025	24892	479	City Electric Supply Clermont	CLR/211561	1	500-571-605	.00	31.30	31.30

M = Manual Check, V = Void Check

GL Period	Check Issue Date	Check Number	Vendor Number	Payee	Invoice Number	Invoice Sequence	Invoice GL Account	Discount Taken	Invoice Amount	Check Amount
04/25	04/24/2025	24892	479	City Electric Supply Clermont	CLR/211590	1	500-571-605	.00	3,793.14	3,793.14
04/25	04/24/2025	24892	479	City Electric Supply Clermont	CLR/211627	1	500-571-605	.00	44.72	44.72
04/25	04/24/2025	24892	479	City Electric Supply Clermont	CLR/211654	1	500-571-605	.00	64.21	64.21
04/25	04/24/2025	24892	479	City Electric Supply Clermont	CLR/211655	1	500-571-605	.00	312.42	312.42
04/25	04/24/2025	24892	479	City Electric Supply Clermont	CLR/211675	1	500-571-605	.00	147.99	147.99
04/25	04/24/2025	24892	479	City Electric Supply Clermont	CLR/211744	1	140-572-635	.00	95.94	95.94
04/25	04/24/2025	24892	479	City Electric Supply Clermont	CLR/211745	1	500-571-605	.00	690.00	690.00
04/25	04/24/2025	24892	479	City Electric Supply Clermont	CLR/211786	1	500-571-605	.00	80.10	80.10
04/25	04/24/2025	24892	479	City Electric Supply Clermont	CLR/211915	1	500-571-605	.00	125.00	125.00
04/25	04/24/2025	24892	479	City Electric Supply Clermont	CLR211780	1	500-571-605	.00	104.42	104.42
04/25	04/24/2025	24892	479	City Electric Supply Clermont	WB1/666884	1	500-571-605	.00	646.56	646.56
Total 24892:								.00		7,320.72
24893										
04/25	04/24/2025	24893	324	Builders Firstsource	77539700	1	500-571-605	.00	227.28	227.28
04/25	04/24/2025	24893	324	Builders Firstsource	77557851	1	500-571-605	.00	386.10	386.10
04/25	04/24/2025	24893	324	Builders Firstsource	77621431	1	001-541-630	.00	8,244.00	8,244.00
Total 24893:								.00		8,857.38
24894										
04/25	04/24/2025	24894	325	Preferred Materials Inc	2296544	1	140-572-635	.00	2,261.25	2,261.25
Total 24894:								.00		2,261.25
24895										
04/25	04/24/2025	24895	416	Pulte Homes	UREFUND- 1	1	400-220100	.00	108.03	108.03
04/25	04/24/2025	24895	416	Pulte Homes	UREFUND- 1	2	999-101700	.00	102.83	102.83
04/25	04/24/2025	24895	416	Pulte Homes	UREFUND- 1	1	400-220100	.00	51.00	51.00
04/25	04/24/2025	24895	416	Pulte Homes	UREFUND- 1	2	999-101700	.00	136.97	136.97
04/25	04/24/2025	24895	416	Pulte Homes	UREFUND- 1	1	999-101700	.00	618.93	618.93
04/25	04/24/2025	24895	416	Pulte Homes	UREFUND- 1	1	400-220100	.00	194.21	194.21
04/25	04/24/2025	24895	416	Pulte Homes	UREFUND- 1	1	999-101700	.00	115.78	115.78
04/25	04/24/2025	24895	416	Pulte Homes	UREFUND- 1	1	400-220100	.00	199.71	199.71
04/25	04/24/2025	24895	416	Pulte Homes	UREFUND- 1	2	999-101700	.00	100.29	100.29
04/25	04/24/2025	24895	416	Pulte Homes	UREFUND- 1	1	999-101700	.00	438.35	438.35
04/25	04/24/2025	24895	416	Pulte Homes	UREFUND- 1	1	400-220100	.00	245.86	245.86
04/25	04/24/2025	24895	416	Pulte Homes	UREFUND- 1	1	400-220100	.00	160.91	160.91

M = Manual Check, V = Void Check

GL Period	Check Issue Date	Check Number	Vendor Number	Payee	Invoice Number	Invoice Sequence	Invoice GL Account	Discount Taken	Invoice Amount	Check Amount
04/25	04/24/2025	24895	416	Pulte Homes	UREFUND- 1	2	999-101700	.00	162.82	162.82
04/25	04/24/2025	24895	416	Pulte Homes	UREFUND- 1	1	400-220100	.00	259.56	259.56
04/25	04/24/2025	24895	416	Pulte Homes	UREFUND- 1	1	400-220100	.00	72.80	72.80
04/25	04/24/2025	24895	416	Pulte Homes	UREFUND- 1	1	999-101700	.00	300.00	300.00
04/25	04/24/2025	24895	416	Pulte Homes	UREFUND- 1	1	400-220100	.00	83.46	83.46
04/25	04/24/2025	24895	416	Pulte Homes	UREFUND- 1	2	999-101700	.00	127.40	127.40
04/25	04/24/2025	24895	416	Pulte Homes	UREFUND- 1	1	400-220100	.00	184.22	184.22
04/25	04/24/2025	24895	416	Pulte Homes	UREFUND- 1	1	400-220100	.00	210.86	210.86
04/25	04/24/2025	24895	416	Pulte Homes	UREFUND- 1	2	999-101700	.00	285.61	285.61
04/25	04/24/2025	24895	416	Pulte Homes	UREFUND- 1	1	999-101700	.00	115.07	115.07
04/25	04/24/2025	24895	416	Pulte Homes	UREFUND- 1	1	999-101700	.00	24.00	24.00
Total 24895:								.00		4,298.67
24896										
04/25	04/28/2025	24896	22	Comcast	3222-Jul24	4	400-533-411	.00	316.60	316.60
04/25	04/28/2025	24896	22	Comcast	3446-Jul24	4	400-533-411	.00	316.60	316.60
04/25	04/28/2025	24896	22	Comcast	6423-Jul24	4	001-520-411	.00	321.60	321.60
04/25	04/28/2025	24896	22	Comcast	6431-Jul24	4	001-520-411	.00	321.60	321.60
Total 24896:								.00		1,276.40
24897										
04/25	04/28/2025	24897	206	Hawkins, Inc	7048016	1	400-533-520	.00	352.00	352.00
04/25	04/28/2025	24897	206	Hawkins, Inc	7048016	2	400-533-520	.00	25.00	25.00
04/25	04/28/2025	24897	206	Hawkins, Inc	7048017	1	400-533-520	.00	32.00	32.00
04/25	04/28/2025	24897	206	Hawkins, Inc	7048017	2	400-533-520	.00	25.00	25.00
Total 24897:								.00		434.00
24898										
04/25	04/28/2025	24898	75	Parks Consulting Services, LLC	663	1	001-519-310	.00	5,613.36	5,613.36
04/25	04/28/2025	24898	75	Parks Consulting Services, LLC	664	1	001-202600	.00	340.00	340.00
04/25	04/28/2025	24898	75	Parks Consulting Services, LLC	665	1	001-202600	.00	925.00	925.00
04/25	04/28/2025	24898	75	Parks Consulting Services, LLC	666	1	001-202600	.00	85.00	85.00
04/25	04/28/2025	24898	75	Parks Consulting Services, LLC	667	1	001-202600	.00	925.00	925.00
04/25	04/28/2025	24898	75	Parks Consulting Services, LLC	668	1	001-519-310	.00	740.00	740.00

M = Manual Check, V = Void Check

GL Period	Check Issue Date	Check Number	Vendor Number	Payee	Invoice Number	Invoice Sequence	Invoice GL Account	Discount Taken	Invoice Amount	Check Amount
Total 24898:								.00		8,628.36
24899										
04/25	04/28/2025	24899	352	Town of Oakland	4776-APR25	1	400-533-577	.00	1,876.05	1,876.05
Total 24899:								.00		1,876.05
24900										
04/25	04/28/2025	24900	636	Brant & Son Inc	J1702-454	1	500-571-605	.00	12,000.00	12,000.00
Total 24900:								.00		12,000.00
24901										
04/25	04/28/2025	24901	27	Duke Energy	4250-APR25	1	001-572-430	.00	206.73	206.73
Total 24901:								.00		206.73
24902										
04/25	04/28/2025	24902	678	Faces by LJB	5032025	1	001-574-486	.00	310.00	310.00
04/25	04/29/2025	24902	678	Faces by LJB	5032025	1	001-574-486	.00	310.00-	310.00- V
Total 24902:								.00		.00
24903										
04/25	04/28/2025	24903	226	Poof Productions, LLC	5032025	1	001-574-486	.00	360.00	360.00
Total 24903:								.00		360.00
24904										
04/25	04/28/2025	24904	453	Sandra Johnson	4282025	1	001-511-491	.00	34.77	34.77
Total 24904:								.00		34.77
24905										
04/25	04/28/2025	24905	228	Terry Powers	171046	1	001-572-340	.00	270.00	270.00
Total 24905:								.00		270.00

M = Manual Check, V = Void Check

GL Period	Check Issue Date	Check Number	Vendor Number	Payee	Invoice Number	Invoice Sequence	Invoice GL Account	Discount Taken	Invoice Amount	Check Amount
24906										
04/25	04/28/2025	24906	261	Baker & Taylor	LS25040044	1	001-571-660	.00	547.50	547.50
Total 24906:								.00	547.50	547.50
24907										
04/25	04/29/2025	24907	678	Leah Jo Bandeka	2025-002	1	001-574-486	.00	290.00	290.00
Total 24907:								.00	290.00	290.00
Grand Totals:								.00	537,175.50	537,175.50

Dated: _____

Mayor: _____

City Council: _____

City Recorder: _____

Report Criteria:

Report type: GL detail

Check.Type = {<>} "Adjustment"

M = Manual Check, V = Void Check