

**Cash Balance Finance Report  
And  
Budget to Actual Report  
2025-2026**

**Date of Report: December 04, 2025  
Report Beginning Period: November 01, 2025  
Report Ending Period: November 30, 2025**

**Prepared by: Mai Yang, Finance Director  
Reviewed by: Paul Larino, Town Manager**

# Table of Contents

|   |    |
|---|----|
| Cash Summary.....                             | 3  |
| Revenues November 2025.....                   | 8  |
| Expenditures November 2025.....               | 20 |
| Bank Reconciliation Report November 2025..... | 37 |
| Bank Statement #5217 November 2025.....       | 38 |
| Bank Statement #7890 November 2025.....       | 47 |
| Payroll Check Register November 2025.....     | 49 |
| AP Check Register November 2025.....          | 51 |

## Cash Summary

|  |                       |
|--|-----------------------|
| <b>Available Bank Cash - Fund Account:</b> | <b>\$4,332,613.43</b> |
|--|-----------------------|

### Fund Cash:

|                          |                       |
|--------------------------|-----------------------|
| <b>Restricted Funds:</b> | <b>\$2,958,868.01</b> |
|--------------------------|-----------------------|

|                            |                       |
|----------------------------|-----------------------|
| <b>Unrestricted Funds:</b> | <b>\$1,373,745.42</b> |
|----------------------------|-----------------------|

|                           |                       |
|---------------------------|-----------------------|
| <b><u>Total Cash:</u></b> | <b>\$4,332,613.43</b> |
|---------------------------|-----------------------|

**TOWN OF MONTVERDE**  
**FINANCE CASH REPORT AS OF: FY November 2025 - November 2025**

**Book and Cash Account**

**Operating Cash Account 1 and 2:**

|                                 |                |
|---------------------------------|----------------|
| Beginning Bank Balance          | \$4,375,422.56 |
| Revenues                        | \$921,869.99   |
| Expenditures                    | \$857,622.85   |
| Ending Bank Balance             | \$4,439,669.70 |
| <br>                            |                |
| Pending/Outstanding Liabilities | \$107,056.27   |
| Available Cash                  | \$4,332,613.43 |

**Total Cash Account:** \$4,332,613.43

**Restricted Funds:**

|                                    |               |
|------------------------------------|---------------|
| Parks & Recreation Impact Fee Fund | -\$302,096.40 |
| Fire Protection Impact Fee Fund    | \$0.00        |
| Road & Street Impact Fee Fund      | -\$31,776.35  |
| Administrative Impact Fee Fund     | \$167,479.46  |
| Water Impact Fee Fund              | \$913,689.28  |

|               |                |
|---------------|----------------|
| Water Deposit | \$163,888.05   |
| Water Cash    | \$1,875,088.80 |

|  |              |
|--|--------------|
| ARPA   | \$0.00       |
| Remaining County ARPA                        | \$0.00       |
| Capital Projects Appropriations              | \$151,000.00 |
| One Half Cent Sales Tax (Transportation Fee) | \$11,523.17  |
| Police                                       | \$6,436.00   |
| Historical                                   | \$3,636.00   |

**Restricted Funds Total:** \$2,958,868.01

**Available Unrestricted Funds for General Account:** \$1,373,745.42

**Budget to Actual Summary**

**Total Reporting Months in this Report:** **2 OF 12**  
**Percentage of the Budget Year:** **16.7%**

**Revenues – General Fund**

**General Revenue Budgeted:** **\$3,342,795.80**  
**General Revenue Budget Received YTD:** **\$877,736.96**  
**Percentage of Budget Received:** **26.26%**  
**Remaining Revenue to be Received in FY 2025:** **\$2,465,058.84**

**Expenditures – General Fund**

**General Fund Expenditures Budgeted:** **\$3,342,795.80**  
**General Fund Expenditures Expended YTD:** **\$375,161.91**  
**Percentage of Budget Expended:** **11.22%**  
**Remaining General Fund Budgeted to Expend:** **\$2,967,633.89**

**Revenues – Water Fund**

**Water Revenue Budgeted:** **\$1,207,755.95**  
**Water Revenue Budget Received YTD:** **\$210,191.36**  
**Percentage of Budget Received:** **17.40%**  
**Remaining Revenue to be Received in FY 2025:** **\$997,564.59**

## Budget to Actual Summary

### Expenditures – Water Fund

|  |                |
|--|----------------|
| Water Fund Expenditures Budgeted:        | \$1,207,755.95 |
| Water Fund Expenditures Expended YTD:    | \$135,867.63   |
| Percentage of Budget Expended:           | 11.25%         |
| Remaining Water Fund Budgeted to Expend: | \$1,071,888.32 |

### Revenues – Sewer Fund

|  |              |
|--|--------------|
| Sewer Revenue Budgeted:                      | \$202,020.00 |
| Sewer Revenue Budget Received YTD:           | \$32,610.48  |
| Percentage of Budget Received:               | 16.14%       |
| Remaining Revenue to be Received in FY 2025: | \$169,409.52 |

### Expenditures – Sewer Fund

|  |              |
|--|--------------|
| Sewer Fund Expenditures Budgeted:        | \$202,020.00 |
| Sewer Fund Expenditures Expended YTD:    | \$22,602.04  |
| Percentage of Budget Expended:           | 11.19%       |
| Remaining Water Fund Budgeted to Expend: | \$179,417.96 |

## Budget to Actual Summary

### Revenues – Capital Fund

|  |                 |
|--|-----------------|
| Capital Revenue Budgeted:                    | \$34,619,324.90 |
| Capital Revenue Budget Received YTD:         | \$342,038.00    |
| Percentage of Budget Received:               | 0.99%           |
| Remaining Revenue to be Received in FY 2025: | \$34,277,286.90 |

### Expenditures – Capital Fund

|  |                 |
|--|-----------------|
| Capital Fund Expenditures Budgeted:        | \$34,619,324.90 |
| Capital Fund Expenditures Expended YTD:    | \$333,831.65    |
| Percentage of Budget Expended:             | 0.96%           |
| Remaining Capital Fund Budgeted to Expend: | \$34,285,493.25 |

| Account Number              | Account Title                  | 2025<br>November<br>Actual | 2025-26<br>YTD<br>Actual | 2025-26<br>Current year<br>Budget | Revenue to<br>be Received | % Of<br>Budget |
|-----------------------------|--------------------------------|----------------------------|--------------------------|-----------------------------------|---------------------------|----------------|
| <b>GENERAL FUND</b>         |                                |                            |                          |                                   |                           |                |
| 001-311100                  | Ad Valorem Taxes               | 78,150.78                  | 78,150.78                | 753,314.00                        | 675,163.22                | 10.37%         |
| 001-312410                  | Local Option Gas Tax           | 5,557.11                   | 5,568.03                 | 85,000.00                         | 79,431.97                 | 6.55%          |
| 001-312600                  | Discretionary Tax              | 31,621.68                  | 31,621.68                | 210,000.00                        | 178,378.32                | 15.06%         |
| 001-314100                  | Electric Service Tax           | 12,670.75                  | 12,670.75                | 110,000.00                        | 97,329.25                 | 11.52%         |
| 001-314400                  | Natural Gas Service Tax        | 441.20                     | 441.20                   | 5,600.00                          | 4,306.35                  | 23.10%         |
| 001-315100                  | Communications Service Tax     | 7,459.79                   | 7,459.79                 | 82,000.00                         | 74,540.21                 | 9.10%          |
| 001-323100                  | Electricity Franchise          | 18,565.09                  | 18,565.09                | 190,000.00                        | 171,434.91                | 9.77%          |
| 001-323400                  | Gas Franchise                  | 541.70                     | 549.83                   | 7,000.00                          | 5,316.31                  | 24.05%         |
| 001-329504                  | Permit Fire Reivew Fee         | .00                        | .00                      | 2,000.00                          | 2,000.00                  | .00            |
| 001-329505                  | Reinspection Fees              | 150.00                     | 225.00                   | 10,000.00                         | 9,775.00                  | 2.25%          |
| 001-329506                  | Plan Review                    | 29,037.60                  | 43,743.60                | 155,000.00                        | 107,650.72                | 30.55%         |
| 001-329507                  | Building Permit Fees           | 41,005.24                  | 82,758.20                | 385,000.00                        | 291,530.31                | 24.28%         |
| 001-329508                  | Administrative Fee             | 16,589.26                  | 32,527.52                | 125,000.00                        | 88,435.68                 | 29.25%         |
| 001-329509                  | State Permit Surcharge         | 1,612.29                   | 3,010.61                 | 14,000.00                         | 10,631.46                 | 24.06%         |
| 001-329510                  | Zoning/Permit Appl Fees        | 1,750.00                   | 5,635.00                 | 25,000.00                         | 18,995.00                 | 24.02%         |
| 001-329515                  | Row Utilization Fees           | .00                        | 250.00                   | 1,500.00                          | 1,250.00                  | 16.67%         |
| 001-335150                  | Alcoholic Beverage License     | 97.89                      | 97.89                    | 500.00                            | 402.11                    | 19.58%         |
| 001-335180                  | 1/2 Cent Sales Tax             | 11,523.17                  | 11,523.17                | 130,000.00                        | 118,476.83                | 8.86%          |
| 001-335190                  | State Revenue Sharing          | .00                        | .00                      | 70,000.00                         | 70,000.00                 | .00            |
| 001-337700                  | Grants & Donations             | 436,302.45                 | 436,302.45               | 500.00                            | 435,802.45-               | 87260.49%      |
| 001-338000                  | Library Interlocal w/ Lake Co  | 3,250.05                   | 9,750.15                 | 36,500.00                         | 26,749.85                 | 26.71%         |
| 001-338100                  | One Cent Gas Tax - Lake Co.    | 1,325.96                   | 1,325.96                 | 8,000.00                          | 6,674.04                  | 16.57%         |
| 001-341210                  | Notary, Copy, Fax Fees         | 253.51                     | 575.58                   | 5,000.00                          | 4,424.42                  | 11.51%         |
| 001-341215                  | Public Record Requests         | .00                        | 22.00                    | 50.00                             | 28.00                     | 44.00%         |
| 001-341220                  | Mva Traffic Signal Maintenance | .00                        | .00                      | 1,300.00                          | 1,300.00                  | .00            |
| 001-341500                  | Lien Search Charge             | 125.00                     | 325.00                   | 1,500.00                          | 1,175.00                  | 21.67%         |
| 001-343400                  | Garbage Service Charges        | 28,062.64                  | 50,490.12                | 340,000.00                        | 289,509.88                | 14.85%         |
| 001-343410                  | Garbage Late Fee               | 195.45                     | 475.64                   | 2,000.00                          | 1,524.36                  | 23.78%         |
| 001-347210                  | Trunk Or Treat                 | .00                        | 500.00                   | .00                               | 500.00-                   | .00            |
| 001-347220                  | Montverde Day                  | 19,765.74                  | 35,315.74                | 50,000.00                         | 14,684.26                 | 70.63%         |
| 001-347261                  | License Plate Revenue          | 10.00                      | 10.00                    | 100.00                            | 90.00                     | 10.00%         |
| 001-351100                  | Court Fines - Dept Hwy Safety  | 840.24                     | 1,427.92                 | 4,500.00                          | 3,072.08                  | 31.73%         |
| 001-352100                  | Library Fines                  | 25.50                      | 171.45                   | 150.00                            | 44.05-                    | 129.37%        |
| 001-354200                  | Code Compliance Fines          | 73.74                      | 177.74                   | 5,000.00                          | 4,822.26                  | 3.55%          |
| 001-361000                  | FEMA - Revenue                 | .00                        | .00                      | 250,000.00                        | 250,000.00                | .00            |
| 001-361002                  | Insurance -                    | .00                        | .00                      | .00                               | 1,086.00-                 | .00            |
| 001-361100                  | Interest Earnings              | 1,725.51                   | 1,725.51                 | 35,000.00                         | 33,274.49                 | 4.93%          |
| 001-362100                  | 17406 7Th Street Rental        | 1,276.48                   | 2,573.77                 | 14,000.00                         | 11,426.23                 | 18.38%         |
| 001-362260                  | Rental Income - Cell Tower     | .00                        | .00                      | 44,000.00                         | 44,000.00                 | .00            |
| 001-362300                  | Post Office Rental Revenue     | 1,663.75                   | 1,663.75                 | 18,100.00                         | 14,772.50                 | 18.38%         |
| 001-364100                  | Asset Sales (Equip/Veh/Mchnry) | .00                        | .00                      | 10,000.00                         | 10,000.00                 | .00            |
| 001-366000                  | Donations                      | 60.00                      | 85.00                    | 500.00                            | 415.00                    | 17.00%         |
| 001-366240                  | Community Building Rental      | .00                        | .00                      | 100.00                            | 100.00                    | .00            |
| 001-366245                  | Contributions To Cemetry       | .00                        | .00                      | 50.00                             | 50.00                     | .00            |
| 001-369900                  | Other Revenues                 | 13.54                      | 21.04                    | 5,521.80                          | 5,475.76                  | 0.83%          |
| 001-381200                  | Bal Fwd Fund Appropriation     | .00                        | .00                      | 150,000.00                        | 150,000.00                | .00            |
| 001-388800                  | Library Book Sales             | .00                        | .00                      | 10.00                             | 10.00                     | .00            |
| Total Revenue:              |                                | 751,743.11                 | 877,736.96               | 3,342,795.80                      | 2,441,193.28              | 26.97%         |
| GENERAL FUND Revenue Total: |                                | 751,743.11                 | 877,736.96               | 3,342,795.80                      | 2,441,193.28              | 26.97%         |
| Net Total GENERAL FUND:     |                                | 751,743.11                 | 877,736.96               | 3,342,795.80                      | 2,441,193.28              | 26.97%         |



| Account Number                         | Account Title                              | 2025<br>November<br>Actual | 2025-26<br>YTD<br>Actual | 2025-26<br>Current year<br>Budget | Revenue to<br>be Received | % Of<br>Budget |
|--|--|----------------------------|--------------------------|-----------------------------------|---------------------------|----------------|
| <b>PARKS &amp; REC IMPACT FEE FUND</b> |  |                            |                          |                                   |                           |                |
| 140-347200                             | Impact Fee Revenue                         | .00                        | 6,395.48                 | 92,000.00                         | 83,777.24                 | 8.94%          |
|  | Total Revenue:                             | .00                        | 6,395.48                 | 92,000.00                         | 83,777.24                 | 8.94%          |
|  | PARKS & REC IMPACT FEE FUND Revenue Total: | .00                        | 6,395.48                 | 92,000.00                         | 83,777.24                 | 8.94%          |
|  | Net Total PARKS & REC IMPACT FEE FUND:     | .00                        | 6,395.48                 | 92,000.00                         | 83,777.24                 | 8.94%          |

| Account Number                               | Account Title              | 2025<br>November<br>Actual | 2025-26<br>YTD<br>Actual | 2025-26<br>Current year<br>Budget | Revenue to<br>be Received | % Of<br>Budget |
|--|----------------------------|----------------------------|--------------------------|-----------------------------------|---------------------------|----------------|
| <b>ROAD &amp; STREET IMPACT FEE FUND</b>     |                            |                            |                          |                                   |                           |                |
| 160-324218                                   | Road & Streets Impact Fees | 5,468.24                   | 11,219.79                | 346,187.26                        | 333,324.17                | 3.72%          |
| 160-324220                                   | Road & Streets Impact Fees | .00                        | .00                      | 350,000.00                        | 350,000.00                | .00            |
| Total Revenue:                               |                            | 5,468.24                   | 11,219.79                | 696,187.26                        | 683,324.17                | 1.85%          |
| ROAD & STREET IMPACT FEE FUND Revenue Total: |                            | 5,468.24                   | 11,219.79                | 696,187.26                        | 683,324.17                | 1.85%          |
| Net Total ROAD & STREET IMPACT FEE FUND:     |                            | 5,468.24                   | 11,219.79                | 696,187.26                        | 683,324.17                | 1.85%          |

| Account Number                                | Account Title                  | 2025<br>November<br>Actual | 2025-26<br>YTD<br>Actual | 2025-26<br>Current year<br>Budget | Revenue to<br>be Received | % Of<br>Budget |
|---|--------------------------------|----------------------------|--------------------------|-----------------------------------|---------------------------|----------------|
| <b>ADMINISTRATIVE IMPACT FEE FUND</b>         |                                |                            |                          |                                   |                           |                |
| 170-324250                                    | Admin Impact Fee - Library     | 12,727.80                  | 26,151.42                | 50,000.00                         | 20,013.26                 | 59.97%         |
| 170-324251                                    | Admin Impact Fee Library C Fwd | .00                        | .00                      | 100,000.00                        | 100,000.00                | .00            |
| Total Revenue:                                |                                | 12,727.80                  | 26,151.42                | 150,000.00                        | 120,013.26                | 19.99%         |
| ADMINISTRATIVE IMPACT FEE FUND Revenue Total: |                                | 12,727.80                  | 26,151.42                | 150,000.00                        | 120,013.26                | 19.99%         |
| Net Total ADMINISTRATIVE IMPACT FEE FUND:     |                                | 12,727.80                  | 26,151.42                | 150,000.00                        | 120,013.26                | 19.99%         |

| Account Number                     | Account Title          | 2025<br>November<br>Actual | 2025-26<br>YTD<br>Actual | 2025-26<br>Current year<br>Budget | Revenue to<br>be Received | % Of<br>Budget |
|------------------------------------|------------------------|----------------------------|--------------------------|-----------------------------------|---------------------------|----------------|
| <b>CAPITAL - BOAT RAMP</b>         |                        |                            |                          |                                   |                           |                |
| 330-334700                         | State DEP Grant        | .00                        | .00                      | 300,000.00                        | 300,000.00                | .00            |
| 330-334710                         | Stormwater Grants      | .00                        | .00                      | 100,000.00                        | 100,000.00                | .00            |
| 330-334711                         | LCWA Grant - Boat Ramp | .00                        | .00                      | 80,000.00                         | 80,000.00                 | .00            |
| Total Revenue:                     |                        | .00                        | .00                      | 480,000.00                        | 480,000.00                | .00            |
| CAPITAL - BOAT RAMP Revenue Total: |                        | .00                        | .00                      | 480,000.00                        | 480,000.00                | .00            |
| Net Total CAPITAL - BOAT RAMP:     |                        | .00                        | .00                      | 480,000.00                        | 480,000.00                | .00            |

| Account Number                             | Account Title   | 2025<br>November<br>Actual | 2025-26<br>YTD<br>Actual | 2025-26<br>Current year<br>Budget | Revenue to<br>be Received | % Of<br>Budget |
|--|-----------------|----------------------------|--------------------------|-----------------------------------|---------------------------|----------------|
| <b>CAPITAL - LEAD SERVICE LINE</b>         |                 |                            |                          |                                   |                           |                |
| 341-334310                                 | State DEP Grant | .00                        | .00                      | 42,000.00                         | 42,000.00                 | .00            |
| Total Revenue:                             |                 | .00                        | .00                      | 42,000.00                         | 42,000.00                 | .00            |
| CAPITAL - LEAD SERVICE LINE Revenue Total: |                 | .00                        | .00                      | 42,000.00                         | 42,000.00                 | .00            |
| Net Total CAPITAL - LEAD SERVICE LINE:     |                 | .00                        | .00                      | 42,000.00                         | 42,000.00                 | .00            |

| Account Number                          | Account Title                 | 2025<br>November<br>Actual | 2025-26<br>YTD<br>Actual | 2025-26<br>Current year<br>Budget | Revenue to<br>be Received | % Of<br>Budget |
|---|-------------------------------|----------------------------|--------------------------|-----------------------------------|---------------------------|----------------|
| <b>FOSGATE TRAIL CONNECTION</b>         |                               |                            |                          |                                   |                           |                |
| 370-336000                              | Developer Donations Carry Fwd | .00                        | .00                      | 100,000.00                        | 100,000.00                | .00            |
| Total Revenue:                          |                               | .00                        | .00                      | 100,000.00                        | 100,000.00                | .00            |
| FOSGATE TRAIL CONNECTION Revenue Total: |                               | .00                        | .00                      | 100,000.00                        | 100,000.00                | .00            |
| Net Total FOSGATE TRAIL CONNECTION:     |                               | .00                        | .00                      | 100,000.00                        | 100,000.00                | .00            |

| Account Number       | Account Title                  | 2025<br>November<br>Actual | 2025-26<br>YTD<br>Actual | 2025-26<br>Current year<br>Budget | Revenue to<br>be Received | % Of<br>Budget |
|----------------------|--------------------------------|----------------------------|--------------------------|-----------------------------------|---------------------------|----------------|
| <b>WATER</b>         |                                |                            |                          |                                   |                           |                |
| 400-343300           | Water Service Chrgs - Potable  | 36,544.44                  | 74,910.35                | 595,000.00                        | 520,089.65                | 12.59%         |
| 400-343301           | Bulk Water Sales               | 7,845.40                   | 7,845.40                 | 20,000.00                         | 27,845.40                 | -39.23%        |
| 400-343310           | Irrigation Water Service Chrgs | 35,445.45                  | 63,449.06                | 350,000.00                        | 286,550.94                | 18.13%         |
| 400-343330           | Administrative Fee             | 734.06                     | 2,232.68                 | 15,000.00                         | 12,627.32                 | 15.82%         |
| 400-343331           | Water Meter Install Charges    | 23,116.00                  | 71,416.00                | 180,000.00                        | 98,084.00                 | 45.51%         |
| 400-343390           | Water Late Fees                | 455.03                     | 1,113.14                 | 10,000.00                         | 8,886.86                  | 11.13%         |
| 400-343600           | Surcharge                      | 1,974.63                   | 4,176.02                 | 29,755.95                         | 25,579.93                 | 14.03%         |
| 400-361100           | Interest Earnings              | 739.51                     | 739.51                   | 8,000.00                          | 7,260.49                  | 9.24%          |
| Total Revenue:       |                                | 91,163.72                  | 210,191.36               | 1,207,755.95                      | 986,924.59                | 18.28%         |
| WATER Revenue Total: |                                | 91,163.72                  | 210,191.36               | 1,207,755.95                      | 986,924.59                | 18.28%         |
| Net Total WATER:     |                                | 91,163.72                  | 210,191.36               | 1,207,755.95                      | 986,924.59                | 18.28%         |

| Account Number                       | Account Title                 | 2025<br>November<br>Actual | 2025-26<br>YTD<br>Actual | 2025-26<br>Current year<br>Budget | Revenue to<br>be Received | % Of<br>Budget |
|--------------------------------------|-------------------------------|----------------------------|--------------------------|-----------------------------------|---------------------------|----------------|
| <b>WATER IMPACT FEE FUND</b>         |                               |                            |                          |                                   |                           |                |
| 410-324210                           | Water Impact Fees             | 11,422.14                  | 39,624.39                | 399,750.00                        | 360,125.61                | 9.91%          |
| 410-324211                           | Water Impact Fees - Carry Fwd | .00                        | .00                      | 626,019.82                        | 626,019.82                | .00            |
| Total Revenue:                       |                               | 11,422.14                  | 39,624.39                | 1,025,769.82                      | 986,145.43                | 3.86%          |
| WATER IMPACT FEE FUND Revenue Total: |                               | 11,422.14                  | 39,624.39                | 1,025,769.82                      | 986,145.43                | 3.86%          |
| Net Total WATER IMPACT FEE FUND:     |                               | 11,422.14                  | 39,624.39                | 1,025,769.82                      | 986,145.43                | 3.86%          |



| Account Number                  | Account Title                           | 2025<br>November<br>Actual | 2025-26<br>YTD<br>Actual | 2025-26<br>Current year<br>Budget | Revenue to<br>be Received | % Of<br>Budget |
|---------------------------------|---|----------------------------|--------------------------|-----------------------------------|---------------------------|----------------|
| <b>CAPITAL-WATER ENTERPRISE</b> |   |                            |                          |                                   |                           |                |
| 420-334311                      | SHAFI Grant                             | .00                        | 170,000.00               | 12,717,625.60                     | 12,547,625.60             | 1.34%          |
|                                 | Total Revenue:                          | .00                        | 170,000.00               | 12,717,625.60                     | 12,547,625.60             | 1.34%          |
|                                 | CAPITAL-WATER ENTERPRISE Revenue Total: | .00                        | 170,000.00               | 12,717,625.60                     | 12,547,625.60             | 1.34%          |
|                                 | Net Total CAPITAL-WATER ENTERPRISE:     | .00                        | 170,000.00               | 12,717,625.60                     | 12,547,625.60             | 1.34%          |

| Account Number                                | Account Title                 | 2025<br>November<br>Actual | 2025-26<br>YTD<br>Actual | 2025-26<br>Current year<br>Budget | Revenue to<br>be Received | % Of<br>Budget |
|---|-------------------------------|----------------------------|--------------------------|-----------------------------------|---------------------------|----------------|
| <b>SEWER-ENTERPRISE (WASTE WATER)</b>         |                               |                            |                          |                                   |                           |                |
| 421-343307                                    | Sewer Connection Fees         | .00                        | 3,918.89                 | 35,000.00                         | 29,381.11                 | 16.05%         |
| 421-343320                                    | Sewer Service Charge          | 12,908.54                  | 25,951.48                | 152,000.00                        | 126,048.52                | 17.07%         |
| 421-343390                                    | Sewer Late Fees               | 119.23                     | 326.13                   | 1,000.00                          | 673.87                    | 32.61%         |
| 421-343500                                    | Surcharges Out of Town Limits | 925.15                     | 2,413.98                 | 14,000.00                         | 11,586.02                 | 17.24%         |
| 421-361100                                    | Interest Earnings             | .00                        | .00                      | 10.00                             | 10.00                     | .00            |
| 421-369900                                    | Other Revenues                | .00                        | .00                      | 10.00                             | 10.00                     | .00            |
| Total Revenue:                                |                               | 13,952.92                  | 32,610.48                | 202,020.00                        | 167,709.52                | 16.98%         |
| SEWER-ENTERPRISE (WASTE WATER) Revenue Total: |                               | 13,952.92                  | 32,610.48                | 202,020.00                        | 167,709.52                | 16.98%         |
| Net Total SEWER-ENTERPRISE (WASTE WATER):     |                               | 13,952.92                  | 32,610.48                | 202,020.00                        | 167,709.52                | 16.98%         |

| Account Number                       | Account Title                  | 2025<br>November<br>Actual | 2025-26<br>YTD<br>Actual | 2025-26<br>Current year<br>Budget | Revenue to<br>be Received | % Of<br>Budget |
|--------------------------------------|--------------------------------|----------------------------|--------------------------|-----------------------------------|---------------------------|----------------|
| <b>CAPITAL - STORM WATER</b>         |                                |                            |                          |                                   |                           |                |
| 430-334360                           | Grants                         | .00                        | .00                      | 339,150.00                        | 339,150.00                | .00            |
| 430-334361                           | State Appropriation            | .00                        | .00                      | 1,117,231.30                      | 1,117,231.30              | .00            |
| 430-334363                           | CW35133-SAHFI Grant-Stormwater | .00                        | 172,038.00               | 19,823,318.00                     | 19,651,280.00             | 0.87%          |
| Total Revenue:                       |                                | .00                        | 172,038.00               | 21,279,699.30                     | 21,107,661.30             | 0.81%          |
| CAPITAL - STORM WATER Revenue Total: |                                | .00                        | 172,038.00               | 21,279,699.30                     | 21,107,661.30             | 0.81%          |
| Net Total CAPITAL - STORM WATER:     |                                | .00                        | 172,038.00               | 21,279,699.30                     | 21,107,661.30             | 0.81%          |
| Net Grand Totals:                    |                                | 886,477.93                 | 1,545,967.88             | 41,335,853.73                     | 39,746,374.39             | 3.85%          |

Report Criteria:

- Accounts to include: With balances or activity
- Print Fund Titles
- Page and Total by Fund
- Include Departments: None
- Print Department Titles
- Total by Department
- Include Objects: None
- All Segments Tested for Total Breaks

| Account Number                      | Account Title                  | 2025<br>November<br>Actual | 2025-25<br>YTD<br>Actual | 2025-26<br>Current year<br>Budget | 2025-26<br>Amended year<br>Budget | Variance   | % Of<br>Budget |
|-------------------------------------|--------------------------------|----------------------------|--------------------------|-----------------------------------|-----------------------------------|------------|----------------|
| <b>GENERAL FUND</b>                 |                                |                            |                          |                                   |                                   |            |                |
| <b>TOWN COUNCIL</b>                 |                                |                            |                          |                                   |                                   |            |                |
| 001-511-240                         | Workers Compensation           | .00                        | .00                      | 680.00                            | 680.00                            | 680.00     | .00            |
| 001-511-342                         | Council Stipends               | 3,283.33                   | 6,566.66                 | 44,500.00                         | 44,500.00                         | 37,933.34  | 14.76%         |
| 001-511-400                         | Travel                         | .00                        | .00                      | 750.00                            | 750.00                            | 750.00     | .00            |
| 001-511-445                         | Election Expense               | .00                        | .00                      | 20,000.00                         | 20,000.00                         | 20,000.00  | .00            |
| 001-511-450                         | Insurance                      | 2,068.82                   | 2,068.82                 | 9,385.20                          | 9,385.20                          | 7,316.38   | 22.04%         |
| 001-511-460                         | Repairs & Maintenance          | 89.60                      | 978.31                   | 8,000.00                          | 8,000.00                          | 7,021.69   | 12.23%         |
| 001-511-470                         | Printing & Copying             | .00                        | .00                      | 1,000.00                          | 1,000.00                          | 1,000.60   | -0.06%         |
| 001-511-490                         | Other Current Charges          | 132.53                     | 132.53                   | 1,500.00                          | 1,500.00                          | 1,367.47   | 8.84%          |
| 001-511-491                         | Council Workshop & Comm Meals  | 282.61                     | 1,372.64                 | 20,000.00                         | 20,000.00                         | 18,627.36  | 6.86%          |
| 001-511-510                         | Office Supplies                | 48.40                      | 473.32                   | 750.00                            | 750.00                            | 276.68     | 63.11%         |
| 001-511-520                         | Operating Supplies             | .00                        | 1,037.69                 | 2,500.00                          | 2,500.00                          | 1,462.31   | 41.51%         |
| 001-511-521                         | Uniforms & Clothing            | .00                        | .00                      | 1,000.00                          | 1,000.00                          | 1,000.00   | .00            |
| 001-511-540                         | Subscriptions & Memberships    | 664.00                     | 664.00                   | 9,500.00                          | 9,500.00                          | 8,836.00   | 6.99%          |
| 001-511-550                         | Seminars & Training            | .00                        | .00                      | 7,000.00                          | 7,000.00                          | 7,000.00   | .00            |
| 001-511-551                         | Economic Development           | .00                        | .00                      | 750.00                            | 750.00                            | 750.00     | .00            |
| Total TOWN COUNCIL:                 |                                | 6,569.29                   | 13,293.97                | 127,315.20                        | 127,315.20                        | 114,021.83 | 10.44%         |
| <b>FINANCE &amp; ADMINISTRATIVE</b> |                                |                            |                          |                                   |                                   |            |                |
| 001-513-120                         | Regular Salaries & Wages       | 10,396.50                  | 22,078.56                | 153,888.83                        | 153,888.83                        | 131,810.27 | 14.35%         |
| 001-513-121                         | Employee Christmas and Perform | .00                        | .00                      | 33,500.00                         | 33,500.00                         | 33,500.00  | .00            |
| 001-513-140                         | Overtime                       | 2,337.22                   | 3,035.83                 | 7,500.00                          | 7,500.00                          | 4,464.17   | 40.48%         |
| 001-513-210                         | FICA Matching                  | 951.07                     | 1,880.18                 | 12,347.00                         | 12,347.00                         | 10,466.82  | 15.23%         |
| 001-513-220                         | Retirement Plan                | 2,391.09                   | 4,576.25                 | 21,997.30                         | 21,997.30                         | 17,421.05  | 20.80%         |
| 001-513-230                         | Health Insurance               | 1,987.94                   | 3,975.88                 | 39,000.00                         | 39,000.00                         | 35,024.12  | 10.19%         |
| 001-513-234                         | Short-Term Disability          | 102.10                     | 204.20                   | 1,200.00                          | 1,200.00                          | 995.80     | 17.02%         |
| 001-513-240                         | Workers Compensation           | .00                        | .00                      | 1,950.00                          | 1,950.00                          | 1,950.00   | .00            |
| 001-513-310                         | Professional Services          | .00                        | .00                      | 20,000.00                         | 20,000.00                         | 20,000.00  | .00            |
| 001-513-320                         | Accounting & Auditing          | .00                        | .00                      | 12,000.00                         | 12,000.00                         | 12,000.00  | .00            |
| 001-513-340                         | Contractual Services           | 2,352.14                   | 2,859.57                 | 18,000.00                         | 18,000.00                         | 15,140.43  | 15.89%         |
| 001-513-400                         | Travel                         | 25.76                      | 221.76                   | 1,500.00                          | 1,500.00                          | 1,278.24   | 14.78%         |
| 001-513-410                         | Telephone                      | 118.54                     | 118.54                   | 3,000.00                          | 3,000.00                          | 2,881.46   | 3.95%          |
| 001-513-411                         | Internet                       | 125.00                     | 225.00                   | 1,600.00                          | 1,600.00                          | 1,375.00   | 14.06%         |
| 001-513-420                         | Postage & Freight              | 487.60                     | 1,277.10                 | 4,500.00                          | 4,500.00                          | 3,222.90   | 28.38%         |
| 001-513-430                         | Utilities                      | 482.14                     | 482.14                   | 6,700.00                          | 6,700.00                          | 6,217.86   | 7.20%          |
| 001-513-440                         | Rentals & Leases Building Repr | 750.00                     | 750.00                   | 5,000.00                          | 5,000.00                          | 4,250.00   | 15.00%         |
| 001-513-450                         | Insurance                      | 4,910.17                   | 4,910.17                 | 22,275.00                         | 22,275.00                         | 17,364.83  | 22.04%         |
| 001-513-460                         | Repair & Maintenance           | 1,405.00                   | 1,405.00                 | 10,000.00                         | 10,000.00                         | 8,595.00   | 14.05%         |
| 001-513-470                         | Printing & Copying             | .00                        | .00                      | 3,500.00                          | 3,500.00                          | 3,500.00   | .00            |
| 001-513-490                         | Other Current Charges          | .00                        | 56.75                    | 2,500.00                          | 2,500.00                          | 2,443.25   | 2.27%          |
| 001-513-492                         | Employee Meals & Appreciation  | .00                        | 192.51                   | 4,500.00                          | 4,500.00                          | 4,307.49   | 4.28%          |
| 001-513-495                         | Bank Finance Charges           | 20.00                      | 45.00                    | 550.00                            | 550.00                            | 505.00     | 8.18%          |
| 001-513-510                         | Office Supplies                | 77.96                      | 543.83                   | 5,000.00                          | 5,000.00                          | 4,456.17   | 10.88%         |
| 001-513-513                         | TM Allowance                   | 203.08                     | 406.16                   | 4,400.00                          | 4,400.00                          | 3,993.84   | 9.23%          |
| 001-513-520                         | Operating Supplies             | .00                        | 2,582.43                 | 2,850.00                          | 2,850.00                          | 267.57     | 90.61%         |
| 001-513-521                         | Uniforms & Clothing            | .00                        | .00                      | 1,400.00                          | 1,400.00                          | 1,400.00   | .00            |
| 001-513-522                         | Small Tools & Equipment        | .00                        | 9,762.30                 | .00                               | .00                               | 9,762.30-  | .00            |
| 001-513-540                         | Subscriptions, Membership      | .00                        | 303.00                   | 2,900.00                          | 2,900.00                          | 2,597.00   | 10.45%         |
| 001-513-550                         | Seminars And Training          | 1,511.99                   | 1,686.99                 | 4,500.00                          | 4,500.00                          | 2,813.01   | 37.49%         |
| 001-513-560                         | Small Tools & Equipment        | .00                        | .00                      | 500.00                            | 500.00                            | 500.00     | .00            |
| 001-513-605                         | Capital - Town Hall            | .00                        | .00                      | 25,000.00                         | 25,000.00                         | 25,000.00  | .00            |

| Account Number                             | Account Title                  | 2025<br>November<br>Actual | 2025-25<br>YTD<br>Actual | 2025-26<br>Current year<br>Budget | 2025-26<br>Amended year<br>Budget | Variance   | % Of<br>Budget |
|--|--------------------------------|----------------------------|--------------------------|-----------------------------------|-----------------------------------|------------|----------------|
| <b>Total FINANCE &amp; ADMINISTRATIVE:</b> |                                | 30,635.30                  | 63,579.15                | 433,558.13                        | 433,558.13                        | 369,978.98 | 14.66%         |
| <b>LEGAL COUNSEL</b>                       |                                |                            |                          |                                   |                                   |            |                |
| 001-514-310                                | Professional Services          | 2,375.00                   | 2,375.00                 | 65,000.00                         | 65,000.00                         | 62,625.00  | 3.65%          |
| 001-514-510                                | Office Supplies                | .00                        | .00                      | 500.00                            | 500.00                            | 500.00     | .00            |
| <b>Total LEGAL COUNSEL:</b>                |                                | 2,375.00                   | 2,375.00                 | 65,500.00                         | 65,500.00                         | 63,125.00  | 3.63%          |
| <b>PERMITTING</b>                          |                                |                            |                          |                                   |                                   |            |                |
| 001-519-120                                | Regular Salaries & Wages       | 8,875.90                   | 17,774.79                | 117,522.15                        | 117,522.15                        | 99,747.36  | 15.12%         |
| 001-519-140                                | Overtime                       | 1,916.19                   | 2,741.85                 | 9,500.00                          | 9,500.00                          | 6,758.15   | 28.86%         |
| 001-519-210                                | FICA Matching                  | 837.17                     | 1,580.66                 | 9,718.00                          | 9,718.00                          | 8,137.34   | 16.27%         |
| 001-519-220                                | Retirement Plan                | 2,069.20                   | 3,966.58                 | 17,313.12                         | 17,313.12                         | 13,346.54  | 22.91%         |
| 001-519-230                                | Health Insurance               | 2,246.02                   | 4,492.04                 | 24,840.00                         | 24,840.00                         | 20,347.96  | 18.08%         |
| 001-519-234                                | Short-Term Disability          | 78.88                      | 157.76                   | 800.00                            | 800.00                            | 642.24     | 19.72%         |
| 001-519-240                                | Workers Compensation           | .00                        | .00                      | 900.00                            | 900.00                            | 900.00     | .00            |
| 001-519-310                                | Professional Services          | 4,630.00                   | 4,630.00                 | 60,000.00                         | 60,000.00                         | 55,370.00  | 7.72%          |
| 001-519-315                                | Building Official Fees         | .00                        | 16,410.73                | 250,250.00                        | 250,250.00                        | 233,839.27 | 6.56%          |
| 001-519-340                                | Contractual Services-Citizense | 2,117.74                   | 2,488.17                 | 25,000.00                         | 25,000.00                         | 22,511.83  | 9.95%          |
| 001-519-350                                | Municode                       | 248.06                     | 248.06                   | 4,800.00                          | 4,800.00                          | 4,551.94   | 5.17%          |
| 001-519-410                                | Telephone                      | 37.45                      | 331.65                   | 2,000.00                          | 2,000.00                          | 1,668.35   | 16.58%         |
| 001-519-411                                | Internet                       | 125.00                     | 225.00                   | 2,000.00                          | 2,000.00                          | 1,775.00   | 11.25%         |
| 001-519-420                                | Postage & Freight              | .00                        | .00                      | 2,500.00                          | 2,500.00                          | 2,500.00   | .00            |
| 001-519-440                                | Rentals & Leases               | .00                        | .00                      | 1,200.00                          | 1,200.00                          | 1,200.00   | .00            |
| 001-519-450                                | Insurance                      | 1,374.85                   | 1,374.85                 | 6,237.00                          | 6,237.00                          | 4,862.15   | 22.04%         |
| 001-519-470                                | Printing & Copying             | .00                        | .00                      | 750.00                            | 750.00                            | 750.00     | .00            |
| 001-519-490                                | Other Current Charges          | 240.31                     | 502.31                   | 600.00                            | 600.00                            | 97.69      | 83.72%         |
| 001-519-495                                | Bank Finance Charges           | 220.46                     | 776.18                   | 6,000.00                          | 6,000.00                          | 5,223.82   | 12.94%         |
| 001-519-510                                | Office Supplies                | 126.23                     | 268.42                   | 1,500.00                          | 1,500.00                          | 1,231.58   | 17.89%         |
| 001-519-513                                | TM Allowances                  | 138.46                     | 276.92                   | 3,300.00                          | 3,300.00                          | 3,023.08   | 8.39%          |
| 001-519-520                                | Operating Supplies             | .00                        | 1,224.42                 | 1,500.00                          | 1,500.00                          | 275.58     | 81.63%         |
| 001-519-521                                | Uniforms & Clothing            | .00                        | .00                      | 1,200.00                          | 1,200.00                          | 1,200.00   | .00            |
| 001-519-540                                | Subscriptions, Membership      | .00                        | 240.00                   | 800.00                            | 800.00                            | 560.00     | 30.00%         |
| 001-519-550                                | Seminars And Training          | .00                        | .00                      | 3,500.00                          | 3,500.00                          | 3,500.00   | .00            |
| 001-519-605                                | Capital Equipment & Buildings  | .00                        | 445.50                   | .00                               | .00                               | 445.50-    | .00            |
| <b>Total PERMITTING:</b>                   |                                | 25,281.92                  | 60,155.89                | 553,730.27                        | 553,730.27                        | 493,574.38 | 10.86%         |
| <b>PUBLIC SAFETY</b>                       |                                |                            |                          |                                   |                                   |            |                |
| 001-520-240                                | Workers Compensation           | .00                        | .00                      | 534.00                            | 534.00                            | 534.00     | .00            |
| 001-520-343                                | Contract Svcs Highway Patrol   | 7,641.70                   | 16,695.50                | 140,000.00                        | 140,000.00                        | 123,304.50 | 11.93%         |
| 001-520-344                                | Contract Svcs LCSO or HP       | .00                        | .00                      | 30,000.00                         | 30,000.00                         | 30,000.00  | .00            |
| 001-520-410                                | Telephone                      | 37.45                      | 37.45                    | 500.00                            | 500.00                            | 462.55     | 7.49%          |
| 001-520-411                                | Internet                       | 643.20                     | 643.20                   | 6,500.00                          | 6,500.00                          | 5,856.80   | 9.90%          |
| 001-520-430                                | Utilities                      | 302.53                     | 302.53                   | 1,800.00                          | 1,800.00                          | 1,497.47   | 16.81%         |
| 001-520-450                                | Insurance                      | 502.81                     | 502.81                   | 2,281.00                          | 2,281.00                          | 1,778.19   | 22.04%         |
| 001-520-460                                | Repair & Maintenance           | 539.60                     | 629.18                   | 1,800.00                          | 1,800.00                          | 1,170.82   | 34.95%         |
| 001-520-490                                | Other Current Charges          | .00                        | 87.00                    | 1,200.00                          | 1,200.00                          | 1,113.00   | 7.25%          |
| 001-520-493                                | Volunteer Appreciation         | .00                        | .00                      | 650.00                            | 650.00                            | 650.00     | .00            |
| 001-520-520                                | Operating Supplies             | .00                        | .00                      | 550.00                            | 550.00                            | 550.00     | .00            |
| 001-520-521                                | Uniforms & Clothing            | .00                        | .00                      | 500.00                            | 500.00                            | 500.00     | .00            |
| 001-520-524                                | Fuel                           | 37.19                      | 69.35                    | 1,200.00                          | 1,200.00                          | 1,130.65   | 5.78%          |
| <b>Total PUBLIC SAFETY:</b>                |                                | 9,704.48                   | 18,967.02                | 187,515.00                        | 187,515.00                        | 168,547.98 | 10.11%         |

| Account Number                      | Account Title             | 2025<br>November<br>Actual | 2025-25<br>YTD<br>Actual | 2025-26<br>Current year<br>Budget | 2025-26<br>Amended year<br>Budget | Variance   | % Of<br>Budget |
|-------------------------------------|---------------------------|----------------------------|--------------------------|-----------------------------------|-----------------------------------|------------|----------------|
| <b>FIRE CONTROLPOST OFFICE</b>      |                           |                            |                          |                                   |                                   |            |                |
| 001-522-450                         | Insurance                 | 1,885.37                   | 1,885.37                 | 8,553.00                          | 8,553.00                          | 6,667.63   | 22.04%         |
| 001-522-460                         | Repair & Maintenance      | 28.32                      | 1,219.71                 | 10,000.00                         | 10,000.00                         | 8,780.29   | 12.20%         |
| Total FIRE CONTROLPOST OFFICE:      |                           | 1,913.69                   | 3,105.08                 | 18,553.00                         | 18,553.00                         | 15,447.92  | 16.74%         |
| <b>CODE COMPLIANCE</b>              |                           |                            |                          |                                   |                                   |            |                |
| 001-524-120                         | Regular Salaries & Wages  | 554.60                     | 1,109.20                 | 7,209.80                          | 7,209.80                          | 6,100.60   | 15.38%         |
| 001-524-210                         | FICA Matching             | 44.54                      | 89.08                    | 552.00                            | 552.00                            | 462.92     | 16.14%         |
| 001-524-220                         | Retirement Plan           | 184.34                     | 368.68                   | 2,090.84                          | 2,090.84                          | 1,722.16   | 17.63%         |
| 001-524-230                         | Health Insurance          | 61.10                      | 122.20                   | 1,544.00                          | 1,544.00                          | 1,421.80   | 7.91%          |
| 001-524-234                         | Short-Term Disability     | 4.36                       | 8.72                     | 125.00                            | 125.00                            | 116.28     | 6.98%          |
| 001-524-240                         | Workers Compensation      | .00                        | .00                      | 221.00                            | 221.00                            | 221.00     | .00            |
| 001-524-310                         | Professional Services     | .00                        | 34.23                    | 5,500.00                          | 5,500.00                          | 5,465.77   | 0.62%          |
| 001-524-313                         | Legal Service             | 144.00                     | 144.00                   | 5,000.00                          | 5,000.00                          | 4,856.00   | 2.88%          |
| 001-524-420                         | Postage & Freight         | 96.78                      | 96.78                    | 925.00                            | 925.00                            | 828.22     | 10.46%         |
| 001-524-450                         | Insurance                 | 838.09                     | 838.09                   | 3,802.00                          | 3,802.00                          | 2,963.91   | 22.04%         |
| 001-524-490                         | Other Current Charges     | .00                        | .00                      | 250.00                            | 250.00                            | 250.00     | .00            |
| 001-524-510                         | Office Supplies           | .00                        | .00                      | 100.00                            | 100.00                            | 100.00     | .00            |
| 001-524-513                         | TM ALLOWANCE              | 27.70                      | 55.40                    | 660.00                            | 660.00                            | 604.60     | 8.39%          |
| 001-524-550                         | Seminars And Training     | .00                        | .00                      | 500.00                            | 500.00                            | 500.00     | .00            |
| Total CODE COMPLIANCE:              |                           | 1,955.51                   | 2,866.38                 | 28,479.64                         | 28,479.64                         | 25,613.26  | 10.06%         |
| <b>GARBAGE/SOLID WASTE SERVICES</b> |                           |                            |                          |                                   |                                   |            |                |
| 001-534-340                         | Contractual Services      | 26,399.98                  | 26,399.98                | 305,000.00                        | 305,000.00                        | 278,600.02 | 8.66%          |
| Total GARBAGE/SOLID WASTE SERVICES: |                           | 26,399.98                  | 26,399.98                | 305,000.00                        | 305,000.00                        | 278,600.02 | 8.66%          |
| <b>PUBLIC WORKS</b>                 |                           |                            |                          |                                   |                                   |            |                |
| 001-539-120                         | Regular Salaries & Wages  | 3,600.30                   | 7,877.92                 | 51,182.42                         | 51,182.42                         | 43,304.50  | 15.39%         |
| 001-539-140                         | Overtime                  | 1,242.77                   | 1,417.88                 | 3,500.00                          | 3,500.00                          | 2,082.12   | 40.51%         |
| 001-539-210                         | FICA Matching             | 339.78                     | 683.57                   | 4,184.00                          | 4,184.00                          | 3,500.43   | 16.34%         |
| 001-539-220                         | Retirement Plan           | 625.38                     | 1,158.78                 | 7,453.21                          | 7,453.21                          | 6,294.43   | 15.55%         |
| 001-539-230                         | Health Insurance          | 800.86                     | 1,415.70                 | 8,304.00                          | 8,304.00                          | 6,888.30   | 17.05%         |
| 001-539-234                         | Short-Term Disability     | 43.28                      | 86.56                    | 320.00                            | 320.00                            | 233.44     | 27.05%         |
| 001-539-240                         | Workers Compensation      | .00                        | .00                      | 864.00                            | 864.00                            | 864.00     | .00            |
| 001-539-340                         | Contractual Services      | 370.43                     | 740.86                   | 3,500.00                          | 3,500.00                          | 2,759.14   | 21.17%         |
| 001-539-400                         | Travel                    | .00                        | .00                      | 250.00                            | 250.00                            | 250.00     | .00            |
| 001-539-410                         | Telephone                 | 37.45                      | 37.45                    | 570.00                            | 570.00                            | 532.55     | 6.57%          |
| 001-539-430                         | Utilities                 | 305.13                     | 305.13                   | 1,500.00                          | 1,500.00                          | 1,194.87   | 20.34%         |
| 001-539-450                         | Insurance                 | 2,042.10                   | 2,042.10                 | 9,264.00                          | 9,264.00                          | 7,221.90   | 22.04%         |
| 001-539-460                         | Repair & Maintenance      | 1,650.00                   | 1,728.45                 | 10,000.00                         | 10,000.00                         | 8,271.55   | 17.28%         |
| 001-539-464                         | Hurricane Repairs         | .00                        | .00                      | 250,000.00                        | 250,000.00                        | 250,000.00 | .00            |
| 001-539-490                         | Other Current Charges     | .00                        | 103.99                   | 1,000.00                          | 1,000.00                          | 896.01     | 10.40%         |
| 001-539-510                         | Office Supplies           | .00                        | 117.51                   | 200.00                            | 200.00                            | 82.49      | 58.76%         |
| 001-539-520                         | Operating Supplies        | .00                        | .00                      | 2,500.00                          | 2,500.00                          | 2,500.00   | .00            |
| 001-539-521                         | Uniforms & Clothing       | .00                        | .00                      | 750.00                            | 750.00                            | 750.00     | .00            |
| 001-539-522                         | Small Tools & Equipment   | .00                        | .00                      | 4,800.00                          | 4,800.00                          | 4,800.00   | .00            |
| 001-539-524                         | Fuel                      | 266.12                     | 521.44                   | 6,500.00                          | 6,500.00                          | 5,978.56   | 8.02%          |
| 001-539-540                         | Subscriptions, Membership | .00                        | 120.49                   | 2,500.00                          | 2,500.00                          | 2,379.51   | 4.82%          |
| 001-539-640                         | Machinery & Equipment     | .00                        | .00                      | 20,000.00                         | 20,000.00                         | 20,000.00  | .00            |
| Total PUBLIC WORKS:                 |                           | 11,323.60                  | 18,357.83                | 389,141.63                        | 389,141.63                        | 370,783.80 | 4.72%          |

| Account Number                      | Account Title                  | 2025<br>November<br>Actual | 2025-25<br>YTD<br>Actual | 2025-26<br>Current year<br>Budget | 2025-26<br>Amended year<br>Budget | Variance   | % Of<br>Budget |
|-------------------------------------|--------------------------------|----------------------------|--------------------------|-----------------------------------|-----------------------------------|------------|----------------|
| <b>ROAD &amp; STREET FACILITIES</b> |                                |                            |                          |                                   |                                   |            |                |
| 001-541-120                         | Regular Salaries & Wages       | 2,795.78                   | 7,480.04                 | 44,404.43                         | 44,404.43                         | 36,924.39  | 16.85%         |
| 001-541-140                         | Overtime                       | 1,246.93                   | 1,424.47                 | 5,000.00                          | 5,000.00                          | 3,575.53   | 28.49%         |
| 001-541-210                         | FICA Matching                  | 285.44                     | 653.99                   | 3,780.00                          | 3,780.00                          | 3,126.01   | 17.30%         |
| 001-541-220                         | Retirement Plan                | 523.46                     | 934.39                   | 6,733.82                          | 6,733.82                          | 5,799.43   | 13.88%         |
| 001-541-230                         | Health Insurance               | 1,046.62                   | 2,093.24                 | 13,500.00                         | 13,500.00                         | 11,406.76  | 15.51%         |
| 001-541-234                         | Short-Term Disability          | 36.92                      | 73.84                    | 500.00                            | 500.00                            | 426.16     | 14.77%         |
| 001-541-240                         | Workers Compensation           | .00                        | .00                      | 720.00                            | 720.00                            | 720.00     | .00            |
| 001-541-310                         | Professional Services          | .00                        | .00                      | 2,000.00                          | 2,000.00                          | 2,000.00   | .00            |
| 001-541-340                         | Contractual Services           | 5,458.01                   | 9,168.71                 | 60,000.00                         | 60,000.00                         | 50,831.29  | 15.28%         |
| 001-541-430                         | Utilities                      | 18.33                      | 18.33                    | 6,500.00                          | 6,500.00                          | 6,481.67   | 0.28%          |
| 001-541-431                         | Street Lighting - Power        | 4,558.33                   | 4,558.33                 | 54,000.00                         | 54,000.00                         | 49,441.67  | 8.44%          |
| 001-541-450                         | Insurance                      | 2,435.36                   | 2,435.36                 | 11,048.00                         | 11,048.00                         | 8,612.64   | 22.04%         |
| 001-541-460                         | Repair & Maintenance           | 23.51                      | 723.51                   | 20,000.00                         | 20,000.00                         | 19,276.49  | 3.62%          |
| 001-541-462                         | Lakes Drain Repair/Maintenance | 105.00                     | 771.00                   | 9,200.00                          | 9,200.00                          | 8,429.00   | 8.38%          |
| 001-541-463                         | Stormwater                     | .00                        | .00                      | 3,500.00                          | 3,500.00                          | 3,500.00   | .00            |
| 001-541-490                         | Other Current Charges          | .00                        | .00                      | 2,500.00                          | 2,500.00                          | 2,500.00   | .00            |
| 001-541-520                         | Operating Supplies             | .00                        | .00                      | 3,500.00                          | 3,500.00                          | 3,500.00   | .00            |
| 001-541-521                         | Uniforms & Clothing            | .00                        | .00                      | 750.00                            | 750.00                            | 750.00     | .00            |
| 001-541-523                         | Decorations And Flags          | .00                        | 595.44                   | 7,500.00                          | 7,500.00                          | 6,904.56   | 7.94%          |
| 001-541-530                         | Road Materials & Supplies      | .00                        | .00                      | 12,500.00                         | 12,500.00                         | 12,500.00  | .00            |
| 001-541-630                         | Infrastructure-Street Repair   | 3,223.20                   | 3,223.20                 | 228,607.21                        | 228,607.21                        | 225,384.01 | 1.41%          |
| 001-541-640                         | Vehicle, Equipment & Machinery | .00                        | .00                      | 25,000.00                         | 25,000.00                         | 25,000.00  | .00            |
| Total ROAD & STREET FACILITIES:     |                                | 21,756.89                  | 34,153.85                | 521,243.46                        | 521,243.46                        | 487,089.61 | 6.55%          |
| <b>CEMETERY</b>                     |                                |                            |                          |                                   |                                   |            |                |
| 001-569-240                         | Workers Compensation           | .00                        | .00                      | 380.00                            | 380.00                            | 380.00     | .00            |
| 001-569-420                         | Postage & Freight              | .00                        | .00                      | 400.00                            | 400.00                            | 400.00     | .00            |
| 001-569-450                         | Insurance                      | 680.88                     | 680.88                   | 3,088.80                          | 3,088.80                          | 2,407.92   | 22.04%         |
| 001-569-460                         | Repair & Maintenance           | .00                        | .00                      | 2,500.00                          | 2,500.00                          | 2,500.00   | .00            |
| 001-569-490                         | Other Current Charges          | 25.99                      | 25.99                    | 250.00                            | 250.00                            | 224.01     | 10.40%         |
| 001-569-494                         | Benevolence                    | .00                        | .00                      | 500.00                            | 500.00                            | 500.00     | .00            |
| 001-569-510                         | Office Supplies                | .00                        | .00                      | 100.00                            | 100.00                            | 100.00     | .00            |
| Total CEMETERY:                     |                                | 706.87                     | 706.87                   | 7,218.80                          | 7,218.80                          | 6,511.93   | 9.79%          |
| <b>LIBRARY</b>                      |                                |                            |                          |                                   |                                   |            |                |
| 001-571-120                         | Regular Salaries & Wages       | 5,768.14                   | 11,825.68                | 67,671.58                         | 67,671.58                         | 55,845.90  | 17.48%         |
| 001-571-140                         | Overtime                       | 859.46                     | 1,019.41                 | 1,500.00                          | 1,500.00                          | 480.59     | 67.96%         |
| 001-571-210                         | FICA Matching                  | 504.21                     | 977.05                   | 5,292.00                          | 5,292.00                          | 4,314.95   | 18.46%         |
| 001-571-220                         | Retirement Plan                | 929.85                     | 1,802.17                 | 9,428.09                          | 9,428.09                          | 7,625.92   | 19.11%         |
| 001-571-230                         | Health Insurance               | 277.52                     | 555.04                   | 4,000.00                          | 4,000.00                          | 3,444.96   | 13.88%         |
| 001-571-234                         | Short-Term Disability          | 46.62                      | 93.24                    | 800.00                            | 800.00                            | 706.76     | 11.66%         |
| 001-571-240                         | Workers Compensation           | .00                        | .00                      | 480.00                            | 480.00                            | 480.00     | .00            |
| 001-571-340                         | Contractual Services           | 2,262.05                   | 2,719.48                 | 7,500.00                          | 7,500.00                          | 4,780.52   | 36.26%         |
| 001-571-400                         | Travel                         | .00                        | .00                      | 250.00                            | 250.00                            | 250.00     | .00            |
| 001-571-410                         | Telephone                      | .00                        | .00                      | 2,400.00                          | 2,400.00                          | 2,400.00   | .00            |
| 001-571-411                         | Internet                       | .00                        | 100.00                   | 15,200.00                         | 15,200.00                         | 15,100.00  | 0.66%          |
| 001-571-420                         | Postage & Freight              | 7.47                       | 7.47                     | 250.00                            | 250.00                            | 242.53     | 2.99%          |
| 001-571-430                         | Utilities                      | 833.31                     | 833.31                   | 4,300.00                          | 4,300.00                          | 3,466.69   | 19.38%         |
| 001-571-450                         | Insurance                      | 2,147.25                   | 2,147.25                 | 9,741.00                          | 9,741.00                          | 7,593.75   | 22.04%         |
| 001-571-460                         | Repair & Maintenance           | 3,098.00                   | 6,976.29                 | 2,500.00                          | 2,500.00                          | 4,476.29-  | 279.05%        |
| 001-571-480                         | Promotional Activities         | .00                        | 3,349.71                 | 12,500.00                         | 12,500.00                         | 9,150.29   | 26.80%         |
| 001-571-490                         | Other Current Charges          | .00                        | 105.15                   | 500.00                            | 500.00                            | 394.85     | 21.03%         |
| 001-571-510                         | Office Supplies                | 39.70                      | 3,967.91                 | 3,500.00                          | 3,500.00                          | 467.91-    | 113.37%        |

| Account Number                         | Account Title                   | 2025<br>November<br>Actual | 2025-25<br>YTD<br>Actual | 2025-26<br>Current year<br>Budget | 2025-26<br>Amended year<br>Budget | Variance             | % Of<br>Budget |
|--|---------------------------------|----------------------------|--------------------------|-----------------------------------|-----------------------------------|----------------------|----------------|
| 001-571-520                            | Operating Supplies              | .00                        | 5,437.93                 | 3,500.00                          | 3,500.00                          | 1,937.93-            | 155.37%        |
| 001-571-521                            | Uniforms & Clothing             | 315.00                     | 315.00                   | 500.00                            | 500.00                            | 185.00               | 63.00%         |
| 001-571-540                            | Subscriptions, Membership       | .00                        | .00                      | 750.00                            | 750.00                            | 750.00               | .00            |
| 001-571-640                            | Vehicle, Equipment & Machinery  | .00                        | .00                      | 10,000.00                         | 10,000.00                         | 10,000.00            | .00            |
| 001-571-660                            | Library Books & Material        | 349.16                     | 2,742.40                 | 15,000.00                         | 15,000.00                         | 12,257.60            | 18.28%         |
| <b>Total LIBRARY:</b>                  |                                 | <b>17,437.74</b>           | <b>44,974.49</b>         | <b>177,562.67</b>                 | <b>177,562.67</b>                 | <b>132,588.18</b>    | <b>25.33%</b>  |
| <b>PARKS &amp; RECREATION</b>          |                                 |                            |                          |                                   |                                   |                      |                |
| 001-572-240                            | Workers Compensation            | .00                        | .00                      | 3,132.00                          | 3,132.00                          | 3,132.00             | .00            |
| 001-572-340                            | Contractual Services            | 4,142.66                   | 5,998.01                 | 30,000.00                         | 30,000.00                         | 24,001.99            | 19.99%         |
| 001-572-345                            | Contract Mowing/Landscaping     | 4,198.95                   | 8,397.90                 | 70,000.00                         | 70,000.00                         | 61,602.10            | 12.00%         |
| 001-572-410                            | Telephone                       | .00                        | .00                      | 250.00                            | 250.00                            | 250.00               | .00            |
| 001-572-411                            | Internet                        | 160.68                     | 260.68                   | 2,000.00                          | 2,000.00                          | 1,739.32             | 13.03%         |
| 001-572-430                            | Utilities                       | 254.38                     | 254.38                   | 6,800.00                          | 6,800.00                          | 6,545.62             | 3.74%          |
| 001-572-440                            | Rentals & Leases                | .00                        | .00                      | 250.00                            | 250.00                            | 250.00               | .00            |
| 001-572-450                            | Insurance                       | 5,694.70                   | 5,694.70                 | 25,834.00                         | 25,834.00                         | 20,139.30            | 22.04%         |
| 001-572-460                            | Repair & Maintenance            | 134.40                     | 2,884.40                 | 25,000.00                         | 25,000.00                         | 22,115.60            | 11.54%         |
| 001-572-470                            | Printing & Copying              | .00                        | .00                      | 800.00                            | 800.00                            | 800.00               | .00            |
| 001-572-490                            | Other Current Charges           | .00                        | .00                      | 2,465.00                          | 2,465.00                          | 2,465.00             | .00            |
| 001-572-520                            | Operating Supplies              | .00                        | .00                      | 20,000.00                         | 20,000.00                         | 20,000.00            | .00            |
| 001-572-524                            | Fuel                            | 104.38                     | 172.55                   | 1,200.00                          | 1,200.00                          | 1,027.45             | 14.38%         |
| 001-572-605                            | Capital Outlay-Benches, Tables  | .00                        | .00                      | 40,000.00                         | 40,000.00                         | 40,000.00            | .00            |
| 001-572-606                            | Capital Projects-Stage & Gazebo | .00                        | .00                      | .00                               | .00                               | .00                  | .00            |
| 001-572-640                            | Machine & Equipment             | .00                        | .00                      | 7,500.00                          | 7,500.00                          | 7,500.00             | .00            |
| 001-572-641                            | Capital - Play Ground Equip     | .00                        | .00                      | 150,000.00                        | 150,000.00                        | 150,000.00           | .00            |
| <b>Total PARKS &amp; RECREATION:</b>   |                                 | <b>14,690.15</b>           | <b>23,662.62</b>         | <b>385,231.00</b>                 | <b>385,231.00</b>                 | <b>361,568.38</b>    | <b>6.14%</b>   |
| <b>SPECIAL EVENTS</b>                  |                                 |                            |                          |                                   |                                   |                      |                |
| 001-574-240                            | Workers Compensation            | .00                        | .00                      | 713.00                            | 713.00                            | 713.00               | .00            |
| 001-574-450                            | Insurance                       | 668.80                     | 668.80                   | 3,034.00                          | 3,034.00                          | 2,365.20             | 22.04%         |
| 001-574-481                            | Montverde Day                   | 9,945.22                   | 55,546.90                | 88,500.00                         | 88,500.00                         | 32,953.10            | 62.76%         |
| 001-574-482                            | Light Up Montverde              | .00                        | 1,529.76                 | 28,000.00                         | 28,000.00                         | 26,470.24            | 5.46%          |
| 001-574-483                            | Fall & Spring Concert Series    | .00                        | .00                      | 8,500.00                          | 8,500.00                          | 8,500.00             | .00            |
| 001-574-484                            | Easter Event                    | .00                        | .00                      | 8,500.00                          | 8,500.00                          | 8,500.00             | .00            |
| 001-574-485                            | Trunk or Treat                  | 198.00                     | 4,018.32                 | 5,500.00                          | 5,500.00                          | 1,481.68             | 73.06%         |
| 001-574-486                            | 4th of July and Other Misc      | .00                        | 800.00                   | .00                               | .00                               | 800.00-              | .00            |
| <b>Total SPECIAL EVENTS:</b>           |                                 | <b>10,812.02</b>           | <b>62,563.78</b>         | <b>142,747.00</b>                 | <b>142,747.00</b>                 | <b>80,183.22</b>     | <b>43.83%</b>  |
| <b>GENERAL FUND Expenditure Total:</b> |                                 | <b>181,562.44</b>          | <b>375,161.91</b>        | <b>3,342,795.80</b>               | <b>3,342,795.80</b>               | <b>2,967,634.49</b>  | <b>11.22%</b>  |
| <b>Net Total GENERAL FUND:</b>         |                                 | <b>181,562.44-</b>         | <b>375,161.91-</b>       | <b>3,342,795.80-</b>              | <b>3,342,795.80-</b>              | <b>2,967,634.49-</b> | <b>11.22%</b>  |



| Account Number                                 | Account Title      | 2025<br>November<br>Actual | 2025-25<br>YTD<br>Actual | 2025-26<br>Current year<br>Budget | 2025-26<br>Amended year<br>Budget | Variance   | % Of<br>Budget |
|--|--------------------|----------------------------|--------------------------|-----------------------------------|-----------------------------------|------------|----------------|
| <b>PARKS &amp; REC IMPACT FEE FUND</b>         |                    |                            |                          |                                   |                                   |            |                |
| <b>PARKS &amp; RECREATION</b>                  |                    |                            |                          |                                   |                                   |            |                |
| 140-572-631                                    | Parks & Rec Impact | .00                        | .00                      | .00                               | .00                               | .00        | .00            |
| 140-572-635                                    | Parks & Rec Impact | .00                        | .00                      | 92,000.00                         | 92,000.00                         | 92,000.00  | .00            |
| Total PARKS & RECREATION:                      |                    | .00                        | .00                      | 92,000.00                         | 92,000.00                         | 92,000.00  | .00            |
| PARKS & REC IMPACT FEE FUND Expenditure Total: |                    | .00                        | .00                      | 92,000.00                         | 92,000.00                         | 92,000.00  | .00            |
| Net Total PARKS & REC IMPACT FEE FUND:         |                    | .00                        | .00                      | 92,000.00-                        | 92,000.00-                        | 92,000.00- | .00            |

| Account Number                                   | Account Title              | 2025<br>November<br>Actual | 2025-25<br>YTD<br>Actual | 2025-26<br>Current year<br>Budget | 2025-26<br>Amended year<br>Budget | Variance    | % Of<br>Budget |
|--|----------------------------|----------------------------|--------------------------|-----------------------------------|-----------------------------------|-------------|----------------|
| <b>ROAD &amp; STREET IMPACT FEE FUND</b>         |                            |                            |                          |                                   |                                   |             |                |
| <b>Department: 541</b>                           |                            |                            |                          |                                   |                                   |             |                |
| 160-541-460                                      | Road & Streets Impact Fees | .00                        | .00                      | 346,187.26                        | 346,187.26                        | 346,187.26  | .00            |
| 160-541-464                                      | Road & Streets Impact Fees | .00                        | .00                      | 350,000.00                        | 350,000.00                        | 350,000.00  | .00            |
| Total Department: 541:                           |                            | .00                        | .00                      | 696,187.26                        | 696,187.26                        | 696,187.26  | .00            |
| ROAD & STREET IMPACT FEE FUND Expenditure Total: |                            | .00                        | .00                      | 696,187.26                        | 696,187.26                        | 696,187.26  | .00            |
| Net Total ROAD & STREET IMPACT FEE FUND:         |                            | .00                        | .00                      | 696,187.26-                       | 696,187.26-                       | 696,187.26- | .00            |

| Account Number                                    | Account Title                  | 2025<br>November<br>Actual | 2025-25<br>YTD<br>Actual | 2025-26<br>Current year<br>Budget | 2025-26<br>Amended year<br>Budget | Variance    | % Of<br>Budget |
|---|--------------------------------|----------------------------|--------------------------|-----------------------------------|-----------------------------------|-------------|----------------|
| <b>ADMINISTRATIVE IMPACT FEE FUND</b>             |                                |                            |                          |                                   |                                   |             |                |
| <b>Department: 571</b>                            |                                |                            |                          |                                   |                                   |             |                |
| 170-571-605                                       | Admin Impact Fee Library C Fwd | .00                        | .00                      | 100,000.00                        | 100,000.00                        | 100,000.00  | .00            |
| 170-571-635                                       | Admin Impact Fee - Library     | .00                        | .00                      | 50,000.00                         | 50,000.00                         | 50,000.00   | .00            |
| Total Department: 571:                            |                                | .00                        | .00                      | 150,000.00                        | 150,000.00                        | 150,000.00  | .00            |
| ADMINISTRATIVE IMPACT FEE FUND Expenditure Total: |                                | .00                        | .00                      | 150,000.00                        | 150,000.00                        | 150,000.00  | .00            |
| Net Total ADMINISTRATIVE IMPACT FEE FUND:         |                                | .00                        | .00                      | 150,000.00-                       | 150,000.00-                       | 150,000.00- | .00            |

| Account Number                         | Account Title                 | 2025<br>November<br>Actual | 2025-25<br>YTD<br>Actual | 2025-26<br>Current year<br>Budget | 2025-26<br>Amended year<br>Budget | Variance    | % Of<br>Budget |
|--|-------------------------------|----------------------------|--------------------------|-----------------------------------|-----------------------------------|-------------|----------------|
| <b>CAPITAL - BOAT RAMP</b>             |                               |                            |                          |                                   |                                   |             |                |
| <b>PARKS &amp; RECREATION</b>          |                               |                            |                          |                                   |                                   |             |                |
| 330-572-605                            | Intragovernmental Lake County | .00                        | .00                      | 100,000.00                        | 100,000.00                        | 100,000.00  | .00            |
| 330-572-630                            | LCWA Grant - Boat Ramp        | .00                        | .00                      | 80,000.00                         | 80,000.00                         | 80,000.00   | .00            |
| 330-572-635                            | DEP Res Grant                 | .00                        | .00                      | 300,000.00                        | 300,000.00                        | 300,000.00  | .00            |
| Total PARKS & RECREATION:              |                               | .00                        | .00                      | 480,000.00                        | 480,000.00                        | 480,000.00  | .00            |
| CAPITAL - BOAT RAMP Expenditure Total: |                               | .00                        | .00                      | 480,000.00                        | 480,000.00                        | 480,000.00  | .00            |
| Net Total CAPITAL - BOAT RAMP:         |                               | .00                        | .00                      | 480,000.00-                       | 480,000.00-                       | 480,000.00- | .00            |

| Account Number                                 | Account Title        | 2025<br>November<br>Actual | 2025-25<br>YTD<br>Actual | 2025-26<br>Current year<br>Budget | 2025-26<br>Amended year<br>Budget | Variance   | % Of<br>Budget |
|--|----------------------|----------------------------|--------------------------|-----------------------------------|-----------------------------------|------------|----------------|
| <b>CAPITAL - LEAD SERVICE LINE</b>             |                      |                            |                          |                                   |                                   |            |                |
| <b>WATER UTILITY SERVICES</b>                  |                      |                            |                          |                                   |                                   |            |                |
| 341-533-460                                    | REPAIR & MAINTENANCE | .00                        | .00                      | 42,000.00                         | 42,000.00                         | 42,000.00  | .00            |
| Total WATER UTILITY SERVICES:                  |                      | .00                        | .00                      | 42,000.00                         | 42,000.00                         | 42,000.00  | .00            |
| CAPITAL - LEAD SERVICE LINE Expenditure Total: |                      |                            |                          |                                   |                                   |            |                |
|  |                      | .00                        | .00                      | 42,000.00                         | 42,000.00                         | 42,000.00  | .00            |
| Net Total CAPITAL - LEAD SERVICE LINE:         |                      | .00                        | .00                      | 42,000.00-                        | 42,000.00-                        | 42,000.00- | .00            |

| Account Number                              | Account Title                 | 2025<br>November<br>Actual | 2025-25<br>YTD<br>Actual | 2025-26<br>Current year<br>Budget | 2025-26<br>Amended year<br>Budget | Variance    | % Of<br>Budget |
|---|-------------------------------|----------------------------|--------------------------|-----------------------------------|-----------------------------------|-------------|----------------|
| <b>FOSGATE TRAIL CONNECTION</b>             |                               |                            |                          |                                   |                                   |             |                |
| <b>PARKS &amp; RECREATION</b>               |                               |                            |                          |                                   |                                   |             |                |
| 370-572-630                                 | Developer Donations Carry Fwd | .00                        | .00                      | 100,000.00                        | 100,000.00                        | 100,000.00  | .00            |
| Total PARKS & RECREATION:                   |                               | .00                        | .00                      | 100,000.00                        | 100,000.00                        | 100,000.00  | .00            |
| FOSGATE TRAIL CONNECTION Expenditure Total: |                               | .00                        | .00                      | 100,000.00                        | 100,000.00                        | 100,000.00  | .00            |
| Net Total FOSGATE TRAIL CONNECTION:         |                               | .00                        | .00                      | 100,000.00-                       | 100,000.00-                       | 100,000.00- | .00            |

| Account Number                | Account Title             | 2025<br>November<br>Actual | 2025-25<br>YTD<br>Actual | 2025-26<br>Current year<br>Budget | 2025-26<br>Amended year<br>Budget | Variance      | % Of<br>Budget |
|-------------------------------|---------------------------|----------------------------|--------------------------|-----------------------------------|-----------------------------------|---------------|----------------|
| <b>WATER</b>                  |                           |                            |                          |                                   |                                   |               |                |
| <b>WATER UTILITY SERVICES</b> |                           |                            |                          |                                   |                                   |               |                |
| 400-533-120                   | Regular Salaries & Wages  | 23,380.73                  | 47,946.67                | 345,930.71                        | 345,930.71                        | 297,984.04    | 13.86%         |
| 400-533-140                   | Overtime                  | 4,177.28                   | 5,248.08                 | 25,000.00                         | 25,000.00                         | 19,751.92     | 20.99%         |
| 400-533-210                   | FICA Matching             | 2,115.38                   | 4,069.02                 | 28,377.00                         | 28,377.00                         | 24,307.98     | 14.34%         |
| 400-533-220                   | Retirement Plan           | 4,644.54                   | 8,859.93                 | 50,557.86                         | 50,557.86                         | 41,697.93     | 17.52%         |
| 400-533-230                   | Health Insurance          | 4,485.58                   | 8,568.10                 | 47,044.80                         | 47,044.80                         | 38,476.70     | 18.21%         |
| 400-533-234                   | Short-Term Disability     | 238.14                     | 476.29                   | 2,592.00                          | 2,592.00                          | 2,115.71      | 18.38%         |
| 400-533-240                   | Workers Compensation      | .00                        | .00                      | 6,200.00                          | 6,200.00                          | 6,200.00      | .00            |
| 400-533-310                   | Professional Services     | .00                        | 3,934.50                 | 139,989.58                        | 139,989.58                        | 136,055.08    | 2.81%          |
| 400-533-320                   | Accounting & Auditing     | .00                        | .00                      | 15,000.00                         | 15,000.00                         | 15,000.00     | .00            |
| 400-533-340                   | Contractual Services      | 6,694.19                   | 9,172.63                 | 100,000.00                        | 100,000.00                        | 90,827.37     | 9.17%          |
| 400-533-350                   | Municode                  | .00                        | .00                      | 2,500.00                          | 2,500.00                          | 2,500.00      | .00            |
| 400-533-400                   | Travel                    | .00                        | .00                      | 1,500.00                          | 1,500.00                          | 1,500.00      | .00            |
| 400-533-410                   | Telephone                 | 152.07                     | 674.38                   | 4,500.00                          | 4,500.00                          | 3,825.62      | 14.99%         |
| 400-533-411                   | Internet                  | 756.45                     | 856.45                   | 9,000.00                          | 9,000.00                          | 8,143.55      | 9.52%          |
| 400-533-420                   | Postage & Freight         | 155.90                     | 155.90                   | 3,500.00                          | 3,500.00                          | 3,344.10      | 4.45%          |
| 400-533-430                   | Utilities                 | 5,127.11                   | 5,127.11                 | 55,000.00                         | 55,000.00                         | 49,872.89     | 9.32%          |
| 400-533-440                   | Rentals & Leases          | 174.36                     | 174.36                   | 3,000.00                          | 3,000.00                          | 2,825.64      | 5.81%          |
| 400-533-450                   | Insurance                 | 15,188.80                  | 15,188.80                | 68,904.00                         | 68,904.00                         | 53,715.20     | 22.04%         |
| 400-533-460                   | Repair & Maintenance      | 9,952.00                   | 12,681.04                | 45,000.00                         | 45,000.00                         | 32,318.96     | 28.18%         |
| 400-533-465                   | Repair & Replace (Retain) | 135.54                     | 135.54                   | 10,000.00                         | 10,000.00                         | 9,864.46      | 1.36%          |
| 400-533-470                   | Printing & Copying        | .00                        | .00                      | 1,200.00                          | 1,200.00                          | 1,200.00      | .00            |
| 400-533-490                   | Other Current Charges     | 7.10                       | 7.10                     | 2,500.00                          | 2,500.00                          | 2,492.90      | 0.28%          |
| 400-533-495                   | Bank Finance Charges      | 1,603.64                   | 3,019.27                 | 15,000.00                         | 15,000.00                         | 11,980.73     | 20.13%         |
| 400-533-510                   | Office Supplies           | .00                        | 242.19                   | 1,500.00                          | 1,500.00                          | 1,257.81      | 16.15%         |
| 400-533-513                   | TM Allowance              | 193.82                     | 387.64                   | 3,960.00                          | 3,960.00                          | 3,572.36      | 9.79%          |
| 400-533-520                   | Operating Supplies        | 2,303.09                   | 5,603.55                 | 22,000.00                         | 22,000.00                         | 16,396.45     | 25.47%         |
| 400-533-521                   | Uniforms & Clothing       | .00                        | .00                      | 2,000.00                          | 2,000.00                          | 2,000.00      | .00            |
| 400-533-522                   | Small Tools & Equipment   | .00                        | .00                      | 5,000.00                          | 5,000.00                          | 5,000.00      | .00            |
| 400-533-524                   | Fuel                      | 235.85                     | 574.99                   | 4,500.00                          | 4,500.00                          | 3,925.01      | 12.78%         |
| 400-533-540                   | Subscriptions, Membership | .00                        | 432.00                   | 5,500.00                          | 5,500.00                          | 5,068.00      | 7.85%          |
| 400-533-550                   | Seminars And Training     | .00                        | .00                      | 6,000.00                          | 6,000.00                          | 6,000.00      | .00            |
| 400-533-577                   | Bulk Water                | 1,868.82                   | 1,868.82                 | 35,000.00                         | 35,000.00                         | 33,131.18     | 5.34%          |
| 400-533-605                   | Irrigation Water          | .00                        | .00                      | 35,000.00                         | 35,000.00                         | 35,000.00     | .00            |
| 400-533-609                   | Water Meter Replacement   | .00                        | .00                      | 75,000.00                         | 75,000.00                         | 75,000.00     | .00            |
| 400-533-640                   | Machinery & Equipment     | .00                        | 463.27                   | 30,000.00                         | 30,000.00                         | 29,536.73     | 1.54%          |
| Total WATER UTILITY SERVICES: |                           | 83,590.39                  | 135,867.63               | 1,207,755.95                      | 1,207,755.95                      | 1,071,888.32  | 11.25%         |
| WATER Expenditure Total:      |                           | 83,590.39                  | 135,867.63               | 1,207,755.95                      | 1,207,755.95                      | 1,071,888.32  | 11.25%         |
| Net Total WATER:              |                           | 83,590.39-                 | 135,867.63-              | 1,207,755.95-                     | 1,207,755.95-                     | 1,071,888.32- | 11.25%         |

| Account Number                           | Account Title                 | 2025<br>November<br>Actual | 2025-25<br>YTD<br>Actual | 2025-26<br>Current year<br>Budget | 2025-26<br>Amended year<br>Budget | Variance      | % Of<br>Budget |
|--|-------------------------------|----------------------------|--------------------------|-----------------------------------|-----------------------------------|---------------|----------------|
| <b>WATER IMPACT FEE FUND</b>             |                               |                            |                          |                                   |                                   |               |                |
| <b>Department: 533</b>                   |                               |                            |                          |                                   |                                   |               |                |
| 410-533-605                              | Water Impact Fees             | .00                        | .00                      | 399,750.00                        | 399,750.00                        | 399,750.00    | .00            |
| 410-533-635                              | Water Impact Fees - Carry Fwd | .00                        | .00                      | 626,019.82                        | 626,019.82                        | 626,019.82    | .00            |
| Total Department: 533:                   |                               | .00                        | .00                      | 1,025,769.82                      | 1,025,769.82                      | 1,025,769.82  | .00            |
| WATER IMPACT FEE FUND Expenditure Total: |                               | .00                        | .00                      | 1,025,769.82                      | 1,025,769.82                      | 1,025,769.82  | .00            |
| Net Total WATER IMPACT FEE FUND:         |                               | .00                        | .00                      | 1,025,769.82-                     | 1,025,769.82-                     | 1,025,769.82- | .00            |



| Account Number                              | Account Title                  | 2025<br>November<br>Actual | 2025-25<br>YTD<br>Actual | 2025-26<br>Current year<br>Budget | 2025-26<br>Amended year<br>Budget | Variance       | % Of<br>Budget |
|---|--------------------------------|----------------------------|--------------------------|-----------------------------------|-----------------------------------|----------------|----------------|
| <b>CAPITAL-WATER ENTERPRISE</b>             |                                |                            |                          |                                   |                                   |                |                |
| <b>WATER UTILITY SERVICES</b>               |                                |                            |                          |                                   |                                   |                |                |
| 420-533-634                                 | SHAFI Grant                    | .00                        | .00                      | 12,717,625.60                     | 12,717,625.60                     | 12,717,625.60  | .00            |
| 420-533-640                                 | Water Impact Machinery & Equip | .00                        | .00                      | .00                               | .00                               | .00            | .00            |
| Total WATER UTILITY SERVICES:               |                                | .00                        | .00                      | 12,717,625.60                     | 12,717,625.60                     | 12,717,625.60  | .00            |
| CAPITAL-WATER ENTERPRISE Expenditure Total: |                                | .00                        | .00                      | 12,717,625.60                     | 12,717,625.60                     | 12,717,625.60  | .00            |
| Net Total CAPITAL-WATER ENTERPRISE:         |                                | .00                        | .00                      | 12,717,625.60-                    | 12,717,625.60-                    | 12,717,625.60- | .00            |

| Account Number                                    | Account Title                  | 2025<br>November<br>Actual | 2025-25<br>YTD<br>Actual | 2025-26<br>Current year<br>Budget | 2025-26<br>Amended year<br>Budget | Variance    | % Of<br>Budget |
|---|--------------------------------|----------------------------|--------------------------|-----------------------------------|-----------------------------------|-------------|----------------|
| <b>SEWER-ENTERPRISE (WASTE WATER)</b>             |                                |                            |                          |                                   |                                   |             |                |
| <b>SEWER UTILITY ENTERPRISE</b>                   |                                |                            |                          |                                   |                                   |             |                |
| 421-535-120                                       | Regular Salaries & Wages       | 3,066.05                   | 6,197.52                 | 41,293.89                         | 41,293.89                         | 35,096.37   | 15.01%         |
| 421-535-210                                       | FICA Matching                  | 277.64                     | 527.70                   | 3,159.00                          | 3,159.00                          | 2,631.30    | 16.70%         |
| 421-535-220                                       | Retirement Plan                | 614.50                     | 1,178.48                 | 5,628.36                          | 5,628.36                          | 4,449.88    | 20.94%         |
| 421-535-230                                       | Health Insurance               | 582.82                     | 1,134.64                 | 12,046.32                         | 12,046.32                         | 10,911.68   | 9.42%          |
| 421-535-234                                       | Short-Term Disability          | 26.86                      | 53.72                    | 308.00                            | 308.00                            | 254.28      | 17.44%         |
| 421-535-239                                       | Other Employer Contributions   | .00                        | .00                      | 10.00                             | 10.00                             | 10.00       | .00            |
| 421-535-240                                       | Workers Compensation           | .00                        | .00                      | 500.00                            | 500.00                            | 500.00      | .00            |
| 421-535-340                                       | Contractual Services           | 1,747.31                   | 1,747.31                 | 2,597.41                          | 2,597.41                          | 850.10      | 67.27%         |
| 421-535-430                                       | Utilities                      | 133.66                     | 133.66                   | .00                               | .00                               | 133.66-     | .00            |
| 421-535-460                                       | Repair & Maintenance Res       | .00                        | .00                      | 24,000.00                         | 24,000.00                         | 24,000.00   | .00            |
| 421-535-470                                       | Printing & Copying             | .00                        | .00                      | 1,677.02                          | 1,677.02                          | 1,677.02    | .00            |
| 421-535-513                                       | TM Allowance                   | 27.70                      | 55.40                    | 300.00                            | 300.00                            | 244.60      | 18.47%         |
| 421-535-521                                       | Uniforms & Clothing            | .00                        | .00                      | 500.00                            | 500.00                            | 500.00      | .00            |
| 421-535-576                                       | Bulk Sewer Charges To Clermont | 2,933.59                   | 11,573.61                | 110,000.00                        | 110,000.00                        | 98,426.39   | 10.52%         |
| Total SEWER UTILITY ENTERPRISE:                   |                                | 9,410.13                   | 22,602.04                | 202,020.00                        | 202,020.00                        | 179,417.96  | 11.19%         |
| SEWER-ENTERPRISE (WASTE WATER) Expenditure Total: |                                | 9,410.13                   | 22,602.04                | 202,020.00                        | 202,020.00                        | 179,417.96  | 11.19%         |
| Net Total SEWER-ENTERPRISE (WASTE WATER):         |                                | 9,410.13-                  | 22,602.04-               | 202,020.00-                       | 202,020.00-                       | 179,417.96- | 11.19%         |

| Account Number                           | Account Title                 | 2025<br>November<br>Actual | 2025-25<br>YTD<br>Actual | 2025-26<br>Current year<br>Budget | 2025-26<br>Amended year<br>Budget | Variance       | % Of<br>Budget |
|--|-------------------------------|----------------------------|--------------------------|-----------------------------------|-----------------------------------|----------------|----------------|
| <b>CAPITAL - STORM WATER</b>             |                               |                            |                          |                                   |                                   |                |                |
| <b>WATER UTILITY SERVICES</b>            |                               |                            |                          |                                   |                                   |                |                |
| 430-533-633                              | CW35133 - SAHFI Grant - Storm | .00                        | .00                      | 19,823,318.00                     | 19,823,318.00                     | 19,823,318.00  | .00            |
| 430-533-634                              | Grants                        | .00                        | .00                      | 339,150.00                        | 339,150.00                        | 339,150.00     | .00            |
| 430-533-635                              | State Appropriation           | 69,461.80                  | 333,831.65               | 1,117,231.30                      | 1,117,231.30                      | 783,399.65     | 29.88%         |
| Total WATER UTILITY SERVICES:            |                               | 69,461.80                  | 333,831.65               | 21,279,699.30                     | 21,279,699.30                     | 20,945,867.65  | 1.57%          |
| CAPITAL - STORM WATER Expenditure Total: |                               | 69,461.80                  | 333,831.65               | 21,279,699.30                     | 21,279,699.30                     | 20,945,867.65  | 1.57%          |
| Net Total CAPITAL - STORM WATER:         |                               | 69,461.80-                 | 333,831.65-              | 21,279,699.30-                    | 21,279,699.30-                    | 20,945,867.65- | 1.57%          |

| Account Number                       | Account Title                 | 2025<br>November<br>Actual | 2025-25<br>YTD<br>Actual | 2025-26<br>Current year<br>Budget | 2025-26<br>Amended year<br>Budget | Variance       | % Of<br>Budget |
|--------------------------------------|-------------------------------|----------------------------|--------------------------|-----------------------------------|-----------------------------------|----------------|----------------|
| <b>CAPITAL - LIBRARY</b>             |                               |                            |                          |                                   |                                   |                |                |
| <b>LIBRARY</b>                       |                               |                            |                          |                                   |                                   |                |                |
| 500-571-120                          | Regular Salaries & Wages      | .00                        | .00                      | .00                               | .00                               | .00            | .00            |
| 500-571-210                          | FICA Matching                 | .00                        | .00                      | .00                               | .00                               | .00            | .00            |
| 500-571-410                          | Telephone                     | .00                        | .00                      | .00                               | .00                               | .00            | .00            |
| 500-571-605                          | Intragovernmental Grant - Lib | .00                        | .00                      | .00                               | .00                               | .00            | .00            |
| 500-571-635                          | MV ARPA Funds (w/ Interest)   | .00                        | .00                      | .00                               | .00                               | .00            | .00            |
| Total LIBRARY:                       |                               | .00                        | .00                      | .00                               | .00                               | .00            | .00            |
| CAPITAL - LIBRARY Expenditure Total: |                               | .00                        | .00                      | .00                               | .00                               | .00            | .00            |
| Net Total CAPITAL - LIBRARY:         |                               | .00                        | .00                      | .00                               | .00                               | .00            | .00            |
| Net Grand Totals:                    |                               | 344,024.76-                | 867,463.23-              | 41,335,853.73-                    | 41,335,853.73-                    | 40,468,391.10- | 2.10%          |

Report Criteria:

- Accounts to include: With balances or activity
- Print Fund Titles
- Page and Total by Fund
- Include Sources: None
- Print Source Titles
- Total by Source
- Include Revenues: None
- Exclude Departments: 559
- Print Department Titles
- Total by Department
- All Segments Tested for Total Breaks

Report Criteria:

Print Outstanding Checks and Deposits and Bank and Book adjustments

UNITED SOUTHERN (UNITED SOUTHERN - OPERATING) (99)  
November 30, 2025

Account: 999101000

Bank Account Number: 1625217

|                         |              |   |              |
|-------------------------|--------------|---|--------------|
| Bank Statement Balance: | 4,438,669.26 | Book Balance Previous Month:            | 3,965,179.06 |
| Outstanding Deposits:   | 5,036.49     | Total Receipts:                         | 924,290.98   |
| Outstanding Checks:     | 61,417.92    | Total Disbursements:                    | 507,182.21   |
| Bank Adjustments:       | .00          | Book Adjustments:                       | .00          |
| Bank Balance:           | 4,382,287.83 | Book Balance:                           | 4,382,287.83 |
|                         |              | Proof (Bank balance less book balance): | .00          |

Outstanding Deposits Section

| Deposit Number | Deposit Amount | Deposit Number | Deposit Amount | Deposit Number | Deposit Amount | Deposit Number | Deposit Amount |
|----------------|----------------|----------------|----------------|----------------|----------------|----------------|----------------|
| 990000014      | 1,022.28       | 990000014      | 1,515.62       | 990000014      | 857.13         | 990000014      | 1,641.46       |
| Grand Totals:  |                |                |                |                |                |                | 5,036.49       |

Deposits cleared: 87 items      Deposits Outstanding: 4 items

Outstanding Checks Section

| Check Number  | Check Amount | Check Number | Check Amount | Check Number | Check Amount | Check Number | Check Amount |
|---------------|--------------|--------------|--------------|--------------|--------------|--------------|--------------|
| 8             | 45.83        | 21063        | 2.10         | 22252        | 45.00        | 22929        | 12.37        |
| 23364         | 85.00        | 23545        | 35.00        | 23674        | 165.00       | 23681        | 60.00        |
| 23747         | 1,197.65     | 23824        | 10.00        | 23887        | 35.00        | 24376        | 411.75       |
| 24811         | 3.10         | 24895        | 4,298.67     | 24903        | 360.00       | 25109        | 165.00       |
| 25113         | 16.83        | 25142        | 50.00        | 25318        | 7,259.00     | 25341        | 100.00       |
| 25344         | 31,792.00    | 25375        | 85.30        | 25451        | 450.00       | 25481        | 3,100.00     |
| 25518         | 2,280.00     | 25525        | 1,274.65     | 25552        | 270.00       | 25564        | 135.81       |
| 25569         | 107.57       | 25571        | 7.10         | 25577        | 48.30        | 25578        | 4,774.57     |
| 25579         | 750.00       | 25584        | 220.50       | 25587        | 291.99       | 25591        | 820.95       |
| 25599         | 100.00       | 25600        | 643.54       |              |              |              |              |
| Grand Totals: |              |              |              |              |              |              | 61,417.92    |

Checks cleared: 140 items      Checks Outstanding: 38 items





Bank Adjustments Section

Book Adjustments Section

PO Drawer 29  
Umatilla FL 32784

TOWN OF MONTVERDE  
OPERATING ACCOUNT  
PO BOX 560008  
MONTVERDE FL 34756-0008

## Managing Your Accounts

|   |                      |                            |
|---|----------------------|----------------------------|
|  | Branch               | Clermont                   |
|  | Customer Care Center | (352)669-2121              |
|  | Online Access        | www.unitedsouthernbank.com |
|  | Daisy                | (877) 612-8725             |

## Summary of Accounts

| Account Type         | Account Number | Ending Balance |
|----------------------|----------------|----------------|
| PUBLIC FUNDS INTERES | XXXXXX5217     | \$4,438,669.26 |

## PUBLIC FUNDS INTERES - XXXXXX5217

### Account Summary

| Date       | Description              | Amount                |
|------------|--------------------------|-----------------------|
| 11/01/2025 | <b>Beginning Balance</b> | <b>\$4,374,422.13</b> |
|            | 77 Credit(s) This Period | \$921,869.98          |
|            | 135 Debit(s) This Period | \$857,622.85          |
| 11/28/2025 | <b>Ending Balance</b>    | <b>\$4,438,669.26</b> |

### Interest Summary

| Description  | Amount      |
|--|-------------|
| Interest Earned From 11/01/2025 Through 11/28/2025 |             |
| Annual Percentage Yield Earned                     | 0.75%       |
| Interest Days                                      | 28          |
| Interest Earned                                    | \$2,465.02  |
| Interest Paid This Period                          | \$2,465.02  |
| Interest Paid Year-to-Date                         | \$36,772.21 |

### Account Activity

| Post Date  | Description                          | Debits      | Credits    | Balance               |
|------------|--------------------------------------|-------------|------------|-----------------------|
| 11/01/2025 | <b>Beginning Balance</b>             |             |            | <b>\$4,374,422.13</b> |
| 11/03/2025 | REMOTE DEPOSIT                       |             | \$4,166.57 | \$4,378,588.70        |
| 11/03/2025 | MERCHANT BANKCD DEPOSIT 496254713886 |             | \$864.11   | \$4,379,452.81        |
| 11/03/2025 | MERCHANT BANKCD DEPOSIT 496254713886 |             | \$1,573.52 | \$4,381,026.33        |
| 11/03/2025 | MERCHANT BANKCD DEPOSIT 496254713886 |             | \$1,751.38 | \$4,382,777.71        |
| 11/03/2025 | MERCHANT BANKCD DEPOSIT 496510043888 | \$220.46    |            | \$4,382,557.25        |
| 11/03/2025 | MERCHANT BANKCD DEPOSIT 496254713886 | \$1,583.64  |            | \$4,380,973.61        |
| 11/03/2025 | CHECK # 25488                        | \$416.31    |            | \$4,380,557.30        |
| 11/03/2025 | CHECK # 25501                        | \$750.00    |            | \$4,379,807.30        |
| 11/03/2025 | CHECK # 25466                        | \$800.00    |            | \$4,379,007.30        |
| 11/03/2025 | CHECK # 25487                        | \$2,004.36  |            | \$4,377,002.94        |
| 11/03/2025 | CHECK # 25489                        | \$4,364.52  |            | \$4,372,638.42        |
| 11/03/2025 | CHECK # 25492                        | \$11,590.00 |            | \$4,361,048.42        |
| 11/04/2025 | REMOTE DEPOSIT                       |             | \$424.69   | \$4,361,473.11        |
| 11/04/2025 | MERCHANT BANKCD DEPOSIT 496599721883 |             | \$50.00    | \$4,361,523.11        |
| 11/04/2025 | MERCHANT BANKCD DEPOSIT 496254713886 |             | \$501.40   | \$4,362,024.51        |
| 11/04/2025 | MERCHANT BANKCD DEPOSIT 496510043888 |             | \$730.74   | \$4,362,755.25        |
| 11/04/2025 | CHECK # 25506                        | \$666.00    |            | \$4,362,089.25        |





**PUBLIC FUNDS INTERES - XXXXXX5217 (continued)**

**Account Activity (continued)**

| Post Date  | Description                               | Debits      | Credits     | Balance        |
|------------|---|-------------|-------------|----------------|
| 11/04/2025 | CHECK # 25498                             | \$789.50    |             | \$4,361,299.75 |
| 11/04/2025 | CHECK # 25418                             | \$995.00    |             | \$4,360,304.75 |
| 11/04/2025 | CHECK # 25480                             | \$1,124.00  |             | \$4,359,180.75 |
| 11/04/2025 | CHECK # 25494                             | \$1,253.03  |             | \$4,357,927.72 |
| 11/04/2025 | CHECK # 25490                             | \$1,852.16  |             | \$4,356,075.56 |
| 11/04/2025 | CHECK # 25483                             | \$2,406.50  |             | \$4,353,669.06 |
| 11/04/2025 | CHECK # 25510                             | \$3,934.50  |             | \$4,349,734.56 |
| 11/05/2025 | REMOTE DEPOSIT                            |             | \$297.96    | \$4,350,032.52 |
| 11/05/2025 | REMOTE DEPOSIT                            |             | \$9,350.00  | \$4,359,382.52 |
| 11/05/2025 | MERCHANT BANKCD DEPOSIT 496599721883      |             | \$185.00    | \$4,359,567.52 |
| 11/05/2025 | MERCHANT BANKCD DEPOSIT 496510043888      |             | \$836.21    | \$4,360,403.73 |
| 11/05/2025 | MERCHANT BANKCD DEPOSIT 496254713886      |             | \$2,120.40  | \$4,362,524.13 |
| 11/05/2025 | STATE OF FLORIDA PAYMENTS 157928980256664 |             | \$16,030.79 | \$4,378,554.92 |
| 11/05/2025 | CHECK # 25461                             | \$800.00    |             | \$4,377,754.92 |
| 11/05/2025 | CHECK # 25509                             | \$694.79    |             | \$4,377,060.13 |
| 11/05/2025 | CHECK # 25496                             | \$2,100.00  |             | \$4,374,960.13 |
| 11/05/2025 | CHECK # 25458                             | \$3,500.00  |             | \$4,371,460.13 |
| 11/05/2025 | CHECK # 25512                             | \$9,612.60  |             | \$4,361,847.53 |
| 11/06/2025 | REMOTE DEPOSIT                            |             | \$414.78    | \$4,362,262.31 |
| 11/06/2025 | MERCHANT BANKCD DEPOSIT 496254713886      |             | \$2,425.38  | \$4,364,687.69 |
| 11/06/2025 | CHECK # 25499                             | \$2,245.00  |             | \$4,362,442.69 |
| 11/06/2025 | CHECK # 25477                             | \$48.30     |             | \$4,362,394.39 |
| 11/06/2025 | CHECK # 25493                             | \$139.80    |             | \$4,362,254.59 |
| 11/06/2025 | CHECK # 25486                             | \$220.50    |             | \$4,362,034.09 |
| 11/06/2025 | CHECK # 25491                             | \$960.00    |             | \$4,361,074.09 |
| 11/06/2025 | CHECK # 25495                             | \$965.44    |             | \$4,360,108.65 |
| 11/07/2025 | MERCHANT BANKCD DEPOSIT 496599721883      |             | \$185.00    | \$4,360,293.65 |
| 11/07/2025 | MERCHANT BANKCD DEPOSIT 496254713886      |             | \$22,980.48 | \$4,383,274.13 |
| 11/07/2025 | TOWN OF MONTVERD ACH FEE XXXXXX3358       | \$5.00      |             | \$4,383,269.13 |
| 11/07/2025 | IRS USATAXPYMT 270571164762307            | \$6,550.11  |             | \$4,376,719.02 |
| 11/07/2025 | TOWN OF MONTVERD PAYROLL 0                | \$24,059.67 |             | \$4,352,659.35 |
| 11/07/2025 | CHECK # 29905                             | \$997.04    |             | \$4,351,662.31 |
| 11/07/2025 | CHECK # 25484                             | \$1,050.00  |             | \$4,350,612.31 |
| 11/10/2025 | REMOTE DEPOSIT                            |             | \$1,328.75  | \$4,351,941.06 |
| 11/10/2025 | DEPOSIT                                   |             | \$8,621.00  | \$4,360,562.06 |
| 11/10/2025 | MERCHANT BANKCD DEPOSIT 496254713886      |             | \$764.03    | \$4,361,326.09 |
| 11/10/2025 | MERCHANT BANKCD DEPOSIT 496254713886      |             | \$1,671.96  | \$4,362,998.05 |
| 11/10/2025 | MERCHANT BANKCD DEPOSIT 496254713886      |             | \$1,681.43  | \$4,364,679.48 |
| 11/10/2025 | FMPTF ACH Collec 8973789                  | \$3,522.98  |             | \$4,361,156.50 |
| 11/10/2025 | CHECK # 25457                             | \$375.00    |             | \$4,360,781.50 |
| 11/10/2025 | CHECK # 25414                             | \$400.00    |             | \$4,360,381.50 |
| 11/10/2025 | CHECK # 25452                             | \$1,850.00  |             | \$4,358,531.50 |
| 11/10/2025 | CHECK # 25502                             | \$2,400.00  |             | \$4,356,131.50 |
| 11/12/2025 | REMOTE DEPOSIT                            |             | \$209.92    | \$4,356,341.42 |



**PUBLIC FUNDS INTERES - XXXXXX5217 (continued)**

**Account Activity (continued)**

| Post Date  | Description                          | Debits       | Credits     | Balance        |
|------------|--------------------------------------|--------------|-------------|----------------|
| 11/12/2025 | REMOTE DEPOSIT                       |              | \$5,275.00  | \$4,361,616.42 |
| 11/12/2025 | REMOTE DEPOSIT                       |              | \$7,757.82  | \$4,369,374.24 |
| 11/12/2025 | REMOTE DEPOSIT                       |              | \$16,800.00 | \$4,386,174.24 |
| 11/12/2025 | MERCHANT BANKCD DEPOSIT 496510043888 |              | \$421.09    | \$4,386,595.33 |
| 11/12/2025 | MERCHANT BANKCD DEPOSIT 496510043888 |              | \$468.60    | \$4,387,063.93 |
| 11/12/2025 | MERCHANT BANKCD DEPOSIT 496254713886 |              | \$971.08    | \$4,388,035.01 |
| 11/12/2025 | MERCHANT BANKCD DEPOSIT 496254713886 |              | \$3,934.12  | \$4,391,969.13 |
| 11/12/2025 | CHECK # 25373                        | \$118.21     |             | \$4,391,850.92 |
| 11/12/2025 | CHECK # 25382                        | \$884.00     |             | \$4,390,966.92 |
| 11/12/2025 | CHECK # 25459                        | \$1,600.00   |             | \$4,389,366.92 |
| 11/12/2025 | CHECK # 25453                        | \$2,000.00   |             | \$4,387,366.92 |
| 11/12/2025 | CHECK # 25485                        | \$2,500.00   |             | \$4,384,866.92 |
| 11/13/2025 | REMOTE DEPOSIT                       |              | \$281.46    | \$4,385,148.38 |
| 11/13/2025 | MERCHANT BANKCD DEPOSIT 496510043888 |              | \$656.14    | \$4,385,804.52 |
| 11/13/2025 | MERCHANT BANKCD DEPOSIT 496254713886 |              | \$1,548.52  | \$4,387,353.04 |
| 11/13/2025 | SUMTER ELECTRIC AP PAYMENT 3417      |              | \$4,720.04  | \$4,392,073.08 |
| 11/13/2025 | CHECK # 25555                        | \$1,761.00   |             | \$4,390,312.08 |
| 11/13/2025 | CHECK # 25544                        | \$2,454.30   |             | \$4,387,857.78 |
| 11/13/2025 | CHECK # 25454                        | \$4,690.00   |             | \$4,383,167.78 |
| 11/14/2025 | MERCHANT BANKCD DEPOSIT 496510043888 |              | \$1,359.34  | \$4,384,527.12 |
| 11/14/2025 | MERCHANT BANKCD DEPOSIT 496254713886 |              | \$1,389.66  | \$4,385,916.78 |
| 11/14/2025 | CHECK # 25521                        | \$25.76      |             | \$4,385,891.02 |
| 11/14/2025 | CHECK # 25504                        | \$1,080.00   |             | \$4,384,811.02 |
| 11/14/2025 | CHECK # 25441                        | \$1,350.00   |             | \$4,383,461.02 |
| 11/17/2025 | MERCHANT BANKCD DEPOSIT 496510043888 |              | \$134.23    | \$4,383,595.25 |
| 11/17/2025 | MERCHANT BANKCD DEPOSIT 496254713886 |              | \$679.72    | \$4,384,274.97 |
| 11/17/2025 | MERCHANT BANKCD DEPOSIT 496254713886 |              | \$801.15    | \$4,385,076.12 |
| 11/17/2025 | MERCHANT BANKCD DEPOSIT 496254713886 |              | \$7,862.33  | \$4,392,938.45 |
| 11/17/2025 | TOWN OF MONTVERD UTIL 0              |              | \$26,527.13 | \$4,419,465.58 |
| 11/17/2025 | TOWN OF MONTVERD ACH FEE XXXXXX3358  | \$5.00       |             | \$4,419,460.58 |
| 11/17/2025 | CHECK # 25533                        | \$2,555.60   |             | \$4,416,904.98 |
| 11/17/2025 | CHECK # 25541                        | \$3,014.00   |             | \$4,413,890.98 |
| 11/17/2025 | CHECK # 25551                        | \$128.43     |             | \$4,413,762.55 |
| 11/17/2025 | CHECK # 25524                        | \$248.06     |             | \$4,413,514.49 |
| 11/17/2025 | CHECK # 25517                        | \$315.00     |             | \$4,413,199.49 |
| 11/17/2025 | CHECK # 25540                        | \$809.40     |             | \$4,412,390.09 |
| 11/17/2025 | CHECK # 25519                        | \$900.00     |             | \$4,411,490.09 |
| 11/17/2025 | CHECK # 25503                        | \$1,090.03   |             | \$4,410,400.06 |
| 11/17/2025 | CHECK # 25479                        | \$1,292.75   |             | \$4,409,107.31 |
| 11/17/2025 | CHECK # 25554                        | \$1,868.82   |             | \$4,407,238.49 |
| 11/17/2025 | CHECK # 25546                        | \$2,170.00   |             | \$4,405,068.49 |
| 11/17/2025 | CHECK # 25556                        | \$3,096.48   |             | \$4,401,972.01 |
| 11/17/2025 | CHECK # 25425                        | \$9,765.00   |             | \$4,392,207.01 |
| 11/17/2025 | CHECK # 25514                        | \$264,369.85 |             | \$4,127,837.16 |

**PUBLIC FUNDS INTERES - XXXXXX5217 (continued)**

**Account Activity (continued)**

| Post Date  | Description   | Debits      | Credits     | Balance        |
|------------|---|-------------|-------------|----------------|
| 11/18/2025 | REMOTE DEPOSIT  |             | \$2,477.73  | \$4,130,314.89 |
| 11/18/2025 | REMOTE DEPOSIT  |             | \$4,724.91  | \$4,135,039.80 |
| 11/18/2025 | PER REQ BY PAUL FROM 7890 TO 5217 MVD TICKET SQUARE SALES |             | \$3,437.74  | \$4,138,477.54 |
| 11/18/2025 | MERCHANT BANKCD DEPOSIT 496254713886                      |             | \$788.85    | \$4,139,266.39 |
| 11/18/2025 | STATE OF FLORIDA PAYMENTS 157928980282047                 |             | \$6,924.40  | \$4,146,190.79 |
| 11/18/2025 | LAKE COUNTY TAX VENDOR 218                                |             | \$10,960.16 | \$4,157,150.95 |
| 11/18/2025 | CHECK # 25538   | \$20.00     |             | \$4,157,130.95 |
| 11/18/2025 | CHECK # 25536   | \$83.13     |             | \$4,157,047.82 |
| 11/18/2025 | CHECK # 25550   | \$500.00    |             | \$4,156,547.82 |
| 11/18/2025 | CHECK # 25527   | \$646.00    |             | \$4,155,901.82 |
| 11/18/2025 | CHECK # 25543   | \$789.50    |             | \$4,155,112.32 |
| 11/18/2025 | CHECK # 25526   | \$864.18    |             | \$4,154,248.14 |
| 11/18/2025 | CHECK # 25539   | \$1,200.00  |             | \$4,153,048.14 |
| 11/18/2025 | CHECK # 25557   | \$1,878.53  |             | \$4,151,169.61 |
| 11/18/2025 | CHECK # 25530   | \$2,626.84  |             | \$4,148,542.77 |
| 11/18/2025 | CHECK # 25523   | \$2,933.59  |             | \$4,145,609.18 |
| 11/18/2025 | CHECK # 25460   | \$5,596.43  |             | \$4,140,012.75 |
| 11/18/2025 | CHECK # 25568   | \$7,845.40  |             | \$4,132,167.35 |
| 11/18/2025 | CHECK # 25562   | \$9,765.00  |             | \$4,122,402.35 |
| 11/18/2025 | CHECK # 25559   | \$26,399.98 |             | \$4,096,002.37 |
| 11/18/2025 | CHECK # 25561   | \$31,880.00 |             | \$4,064,122.37 |
| 11/18/2025 | CHECK # 25560   | \$37,581.80 |             | \$4,026,540.57 |
| 11/19/2025 | REMOTE DEPOSIT  |             | \$3,409.43  | \$4,029,950.00 |
| 11/19/2025 | MERCHANT BANKCD DEPOSIT 496254713886                      |             | \$1,901.78  | \$4,031,851.78 |
| 11/19/2025 | CHECK # 25516   | \$5,625.00  |             | \$4,026,226.78 |
| 11/19/2025 | CHECK # 25567   | \$96.86     |             | \$4,026,129.92 |
| 11/19/2025 | CHECK # 25537   | \$100.08    |             | \$4,026,029.84 |
| 11/19/2025 | CHECK # 25553   | \$105.00    |             | \$4,025,924.84 |
| 11/19/2025 | CHECK # 25563   | \$134.95    |             | \$4,025,789.89 |
| 11/19/2025 | CHECK # 25535   | \$188.92    |             | \$4,025,600.97 |
| 11/19/2025 | CHECK # 25534   | \$240.00    |             | \$4,025,360.97 |
| 11/19/2025 | CHECK # 25558   | \$341.86    |             | \$4,025,019.11 |
| 11/19/2025 | CHECK # 25531   | \$664.00    |             | \$4,024,355.11 |
| 11/19/2025 | CHECK # 25570   | \$999.00    |             | \$4,023,356.11 |
| 11/19/2025 | CHECK # 25522   | \$1,124.00  |             | \$4,022,232.11 |
| 11/19/2025 | CHECK # 25542   | \$1,555.00  |             | \$4,020,677.11 |
| 11/19/2025 | CHECK # 25549   | \$2,411.27  |             | \$4,018,265.84 |
| 11/20/2025 | REMOTE DEPOSIT  |             | \$1,270.26  | \$4,019,536.10 |
| 11/20/2025 | MERCHANT BANKCD DEPOSIT 496599721883                      |             | \$10.00     | \$4,019,546.10 |
| 11/20/2025 | MERCHANT BANKCD DEPOSIT 496510043888                      |             | \$652.06    | \$4,020,198.16 |
| 11/20/2025 | MERCHANT BANKCD DEPOSIT 496254713886                      |             | \$9,246.31  | \$4,029,444.47 |
| 11/20/2025 | Colonial Life Pay-In for 122614011744341                  | \$857.38    |             | \$4,028,587.09 |
| 11/20/2025 | CHECK # 25545   | \$174.36    |             | \$4,028,412.73 |

**PUBLIC FUNDS INTERES - XXXXXX5217 (continued)**
**Account Activity (continued)**

| Post Date  | Description                               | Debits      | Credits      | Balance        |
|------------|---|-------------|--------------|----------------|
| 11/21/2025 | STATE OF FLORIDA PAYMENTS 157928980292625 |             | \$97.89      | \$4,028,510.62 |
| 11/21/2025 | MERCHANT BANKCD DEPOSIT 496254713886      |             | \$1,575.36   | \$4,030,085.98 |
| 11/21/2025 | STATE OF FLORIDA PAYMENTS 157928980291640 |             | \$7,459.79   | \$4,037,545.77 |
| 11/21/2025 | DE Florida Other EDI PYMNTS AP0002425695  |             | \$26,515.80  | \$4,064,061.57 |
| 11/21/2025 | TOWN OF MONTVERD ACH FEE XXXXXX3358       | \$5.00      |              | \$4,064,056.57 |
| 11/21/2025 | UNITED HEALTHCAR EDI PAYMTS 744641288342  | \$355.42    |              | \$4,063,701.15 |
| 11/21/2025 | IRS USATAXPYMT 270572574291090            | \$9,440.86  |              | \$4,054,260.29 |
| 11/21/2025 | FLA DEPT REVENUE CRC XXXXX8064            | \$10,069.14 |              | \$4,044,191.15 |
| 11/21/2025 | TOWN OF MONTVERD PAYROLL 0                | \$32,722.97 |              | \$4,011,468.18 |
| 11/21/2025 | CHECK # 25547                             | \$138.93    |              | \$4,011,329.25 |
| 11/21/2025 | CHECK # 25590                             | \$440.75    |              | \$4,010,888.50 |
| 11/21/2025 | CHECK # 25597                             | \$468.00    |              | \$4,010,420.50 |
| 11/21/2025 | CHECK # 25548                             | \$1,333.55  |              | \$4,009,086.95 |
| 11/21/2025 | CHECK # 25566                             | \$4,048.54  |              | \$4,005,038.41 |
| 11/21/2025 | CHECK # 25528                             | \$9,539.25  |              | \$3,995,499.16 |
| 11/21/2025 | CHECK # 25532                             | \$40,438.00 |              | \$3,955,061.16 |
| 11/24/2025 | REMOTE DEPOSIT                            |             | \$429,378.05 | \$4,384,439.21 |
| 11/24/2025 | MERCHANT BANKCD DEPOSIT 496254713886      |             | \$1,469.24   | \$4,385,908.45 |
| 11/24/2025 | MERCHANT BANKCD DEPOSIT 496254713886      |             | \$3,826.53   | \$4,389,734.98 |
| 11/24/2025 | PITNEY BOWES POSTAGE 28578011             | \$1,000.00  |              | \$4,388,734.98 |
| 11/24/2025 | FMPTF ACH Collec 9005241                  | \$3,515.92  |              | \$4,385,219.06 |
| 11/24/2025 | CHECK # 25409                             | \$150.00    |              | \$4,385,069.06 |
| 11/24/2025 | CHECK # 25515                             | \$52.22     |              | \$4,385,016.84 |
| 11/24/2025 | CHECK # 25565                             | \$67.47     |              | \$4,384,949.37 |
| 11/24/2025 | CHECK # 25520                             | \$157.16    |              | \$4,384,792.21 |
| 11/24/2025 | CHECK # 25589                             | \$363.15    |              | \$4,384,429.06 |
| 11/24/2025 | CHECK # 25576                             | \$461.75    |              | \$4,383,967.31 |
| 11/24/2025 | CHECK # 25598                             | \$4,699.00  |              | \$4,379,268.31 |
| 11/24/2025 | CHECK # 25572                             | \$14,300.00 |              | \$4,364,968.31 |
| 11/25/2025 | REMOTE DEPOSIT                            |             | \$100.00     | \$4,365,068.31 |
| 11/25/2025 | REMOTE DEPOSIT                            |             | \$4,631.50   | \$4,369,699.81 |
| 11/25/2025 | REMOTE DEPOSIT                            |             | \$130,782.89 | \$4,500,482.70 |
| 11/25/2025 | MERCHANT BANKCD DEPOSIT 496254713886      |             | \$885.53     | \$4,501,368.23 |
| 11/25/2025 | MERCHANT BANKCD DEPOSIT 496510043888      |             | \$1,067.36   | \$4,502,435.59 |
| 11/25/2025 | STATE OF FLORIDA PAYMENTS 157928980299141 |             | \$5,557.11   | \$4,507,992.70 |
| 11/25/2025 | STATE OF FLORIDA PAYMENTS 157928980299485 |             | \$15,590.89  | \$4,523,583.59 |
| 11/25/2025 | CHECK # 25592                             | \$42.42     |              | \$4,523,541.17 |
| 11/25/2025 | CHECK # 25581                             | \$265.10    |              | \$4,523,276.07 |
| 11/25/2025 | CHECK # 25593                             | \$282.61    |              | \$4,522,993.46 |
| 11/25/2025 | CHECK # 25323                             | \$360.00    |              | \$4,522,633.46 |
| 11/25/2025 | CHECK # 25582                             | \$1,259.00  |              | \$4,521,374.46 |
| 11/25/2025 | CHECK # 25529                             | \$1,261.00  |              | \$4,520,113.46 |
| 11/25/2025 | CHECK # 25583                             | \$3,223.20  |              | \$4,516,890.26 |
| 11/25/2025 | CHECK # 25594                             | \$17,049.33 |              | \$4,499,840.93 |

**PUBLIC FUNDS INTERES - XXXXXX5217 (continued)**

**Account Activity (continued)**

| Post Date         | Description                               | Debits       | Credits     | Balance               |
|-------------------|---|--------------|-------------|-----------------------|
| 11/26/2025        | DEPOSIT                                   |              | \$749.35    | \$4,500,590.28        |
| 11/26/2025        | MERCHANT BANKCD DEPOSIT 496510043888      |              | \$650.29    | \$4,501,240.57        |
| 11/26/2025        | MERCHANT BANKCD DEPOSIT 496254713886      |              | \$1,061.81  | \$4,502,302.38        |
| 11/26/2025        | STATE OF FLORIDA PAYMENTS 157928980304155 |              | \$11,523.17 | \$4,513,825.55        |
| 11/26/2025        | CHECK # 25588                             | \$125.00     |             | \$4,513,700.55        |
| 11/26/2025        | CHECK # 25595                             | \$270.00     |             | \$4,513,430.55        |
| 11/26/2025        | CHECK # 25456                             | \$600.00     |             | \$4,512,830.55        |
| 11/26/2025        | CHECK # 25596                             | \$1,815.73   |             | \$4,511,014.82        |
| 11/26/2025        | CHECK # 25585                             | \$1,852.16   |             | \$4,509,162.66        |
| 11/26/2025        | CHECK # 25455                             | \$3,000.00   |             | \$4,506,162.66        |
| 11/26/2025        | CHECK # 25580                             | \$10,483.86  |             | \$4,495,678.80        |
| 11/26/2025        | CHECK # 25575                             | \$12,124.00  |             | \$4,483,554.80        |
| 11/26/2025        | CHECK # 25586                             | \$117,155.40 |             | \$4,366,399.40        |
| 11/28/2025        | MERCHANT BANKCD DEPOSIT 496599721883      |              | \$284.00    | \$4,366,683.40        |
| 11/28/2025        | MERCHANT BANKCD DEPOSIT 496254713886      |              | \$430.31    | \$4,367,113.71        |
| 11/28/2025        | MERCHANT BANKCD DEPOSIT 496254713886      |              | \$2,020.91  | \$4,369,134.62        |
| 11/28/2025        | LAKE COUNTY TAX VENDOR 218                |              | \$67,190.62 | \$4,436,325.24        |
| 11/28/2025        | Monthly ACH Fee ACH Fee 16 MONTVERDE      | \$25.00      |             | \$4,436,300.24        |
| 11/28/2025        | CHECK # 25574                             | \$96.00      |             | \$4,436,204.24        |
| 11/28/2025        | INTEREST                                  |              | \$2,465.02  | \$4,438,669.26        |
| <b>11/28/2025</b> | <b>Ending Balance</b>                     |              |             | <b>\$4,438,669.26</b> |

**Checks Cleared**

| Check Nbr | Date       | Amount     | Check Nbr | Date       | Amount      | Check Nbr | Date       | Amount       |
|-----------|------------|------------|-----------|------------|-------------|-----------|------------|--------------|
| 25323     | 11/25/2025 | \$360.00   | 25484     | 11/07/2025 | \$1,050.00  | 25514*    | 11/17/2025 | \$264,369.85 |
| 25373*    | 11/12/2025 | \$118.21   | 25485     | 11/12/2025 | \$2,500.00  | 25515     | 11/24/2025 | \$52.22      |
| 25382*    | 11/12/2025 | \$884.00   | 25486     | 11/06/2025 | \$220.50    | 25516     | 11/19/2025 | \$5,625.00   |
| 25409*    | 11/24/2025 | \$150.00   | 25487     | 11/03/2025 | \$2,004.36  | 25517     | 11/17/2025 | \$315.00     |
| 25414*    | 11/10/2025 | \$400.00   | 25488     | 11/03/2025 | \$416.31    | 25519*    | 11/17/2025 | \$900.00     |
| 25418*    | 11/04/2025 | \$995.00   | 25489     | 11/03/2025 | \$4,364.52  | 25520     | 11/24/2025 | \$157.16     |
| 25425*    | 11/17/2025 | \$9,765.00 | 25490     | 11/04/2025 | \$1,852.16  | 25521     | 11/14/2025 | \$25.76      |
| 25441*    | 11/14/2025 | \$1,350.00 | 25491     | 11/06/2025 | \$960.00    | 25522     | 11/19/2025 | \$1,124.00   |
| 25452*    | 11/10/2025 | \$1,850.00 | 25492     | 11/03/2025 | \$11,590.00 | 25523     | 11/18/2025 | \$2,933.59   |
| 25453     | 11/12/2025 | \$2,000.00 | 25493     | 11/06/2025 | \$139.80    | 25524     | 11/17/2025 | \$248.06     |
| 25454     | 11/13/2025 | \$4,690.00 | 25494     | 11/04/2025 | \$1,253.03  | 25526*    | 11/18/2025 | \$864.18     |
| 25455     | 11/26/2025 | \$3,000.00 | 25495     | 11/06/2025 | \$965.44    | 25527     | 11/18/2025 | \$646.00     |
| 25456     | 11/26/2025 | \$600.00   | 25496     | 11/05/2025 | \$2,100.00  | 25528     | 11/21/2025 | \$9,539.25   |
| 25457     | 11/10/2025 | \$375.00   | 25498*    | 11/04/2025 | \$789.50    | 25529     | 11/25/2025 | \$1,261.00   |
| 25458     | 11/05/2025 | \$3,500.00 | 25499     | 11/06/2025 | \$2,245.00  | 25530     | 11/18/2025 | \$2,626.84   |
| 25459     | 11/12/2025 | \$1,600.00 | 25501*    | 11/03/2025 | \$750.00    | 25531     | 11/19/2025 | \$664.00     |
| 25460     | 11/18/2025 | \$5,596.43 | 25502     | 11/10/2025 | \$2,400.00  | 25532     | 11/21/2025 | \$40,438.00  |
| 25461     | 11/05/2025 | \$800.00   | 25503     | 11/17/2025 | \$1,090.03  | 25533     | 11/17/2025 | \$2,555.60   |
| 25466*    | 11/03/2025 | \$800.00   | 25504     | 11/14/2025 | \$1,080.00  | 25534     | 11/19/2025 | \$240.00     |
| 25477*    | 11/06/2025 | \$48.30    | 25506*    | 11/04/2025 | \$666.00    | 25535     | 11/19/2025 | \$188.92     |
| 25479*    | 11/17/2025 | \$1,292.75 | 25509*    | 11/05/2025 | \$694.79    | 25536     | 11/18/2025 | \$83.13      |
| 25480     | 11/04/2025 | \$1,124.00 | 25510     | 11/04/2025 | \$3,934.50  | 25537     | 11/19/2025 | \$100.08     |
| 25483*    | 11/04/2025 | \$2,406.50 | 25512*    | 11/05/2025 | \$9,612.60  | 25538     | 11/18/2025 | \$20.00      |

**PUBLIC FUNDS INTERES - XXXXXX5217 (continued)**

**Checks Cleared (continued)**

| Check Nbr | Date       | Amount     | Check Nbr | Date       | Amount      | Check Nbr | Date       | Amount       |
|-----------|------------|------------|-----------|------------|-------------|-----------|------------|--------------|
| 25539     | 11/18/2025 | \$1,200.00 | 25557     | 11/18/2025 | \$1,878.53  | 25581     | 11/25/2025 | \$265.10     |
| 25540     | 11/17/2025 | \$809.40   | 25558     | 11/19/2025 | \$341.86    | 25582     | 11/25/2025 | \$1,259.00   |
| 25541     | 11/17/2025 | \$3,014.00 | 25559     | 11/18/2025 | \$26,399.98 | 25583     | 11/25/2025 | \$3,223.20   |
| 25542     | 11/19/2025 | \$1,555.00 | 25560     | 11/18/2025 | \$37,581.80 | 25585*    | 11/26/2025 | \$1,852.16   |
| 25543     | 11/18/2025 | \$789.50   | 25561     | 11/18/2025 | \$31,880.00 | 25586     | 11/26/2025 | \$117,155.40 |
| 25544     | 11/13/2025 | \$2,454.30 | 25562     | 11/18/2025 | \$9,765.00  | 25588*    | 11/26/2025 | \$125.00     |
| 25545     | 11/20/2025 | \$174.36   | 25563     | 11/19/2025 | \$134.95    | 25589     | 11/24/2025 | \$363.15     |
| 25546     | 11/17/2025 | \$2,170.00 | 25565*    | 11/24/2025 | \$67.47     | 25590     | 11/21/2025 | \$440.75     |
| 25547     | 11/21/2025 | \$138.93   | 25566     | 11/21/2025 | \$4,048.54  | 25592*    | 11/25/2025 | \$42.42      |
| 25548     | 11/21/2025 | \$1,333.55 | 25567     | 11/19/2025 | \$96.86     | 25593     | 11/25/2025 | \$282.61     |
| 25549     | 11/19/2025 | \$2,411.27 | 25568     | 11/18/2025 | \$7,845.40  | 25594     | 11/25/2025 | \$17,049.33  |
| 25550     | 11/18/2025 | \$500.00   | 25570*    | 11/19/2025 | \$999.00    | 25595     | 11/26/2025 | \$270.00     |
| 25551     | 11/17/2025 | \$128.43   | 25572*    | 11/24/2025 | \$14,300.00 | 25596     | 11/26/2025 | \$1,815.73   |
| 25553*    | 11/19/2025 | \$105.00   | 25574*    | 11/28/2025 | \$96.00     | 25597     | 11/21/2025 | \$468.00     |
| 25554     | 11/17/2025 | \$1,868.82 | 25575     | 11/26/2025 | \$12,124.00 | 25598     | 11/24/2025 | \$4,699.00   |
| 25555     | 11/13/2025 | \$1,761.00 | 25576     | 11/24/2025 | \$461.75    | 29905*    | 11/07/2025 | \$997.04     |
| 25556     | 11/17/2025 | \$3,096.48 | 25580*    | 11/26/2025 | \$10,483.86 |           |            |              |

\* Indicates skipped check number

**Overdraft and Returned Item Fees**




|                          | Total for this period | Total year-to-date |
|--------------------------|-----------------------|--------------------|
| Total Overdraft Fees     | \$0.00                | \$0.00             |
| Total Returned Item Fees | \$0.00                | \$0.00             |

THIS PAGE LEFT INTENTIONALLY BLANK

PO Drawer 29  
Umatilla FL 32784

TOWN OF MONTVERDE  
PO BOX 560008  
MONTVERDE FL 34756-0008

**Managing Your Accounts**

-  Branch: Clermont
-  Customer Care Center: (352)669-2121
-  Online Access: [www.unitedsouthernbank.com](http://www.unitedsouthernbank.com)
-  Daisy: (877) 612-8725

**Summary of Accounts**

| Account Type         | Account Number | Ending Balance |
|----------------------|----------------|----------------|
| PUBLIC FUNDS INTERES | XXXXXX7890     | \$1,000.44     |

**PUBLIC FUNDS INTERES - XXXXXX7890**

**Account Summary**

| Date       | Description              | Amount            |
|------------|--------------------------|-------------------|
| 11/01/2025 | <b>Beginning Balance</b> | <b>\$1,000.43</b> |
|            | 3 Credit(s) This Period  | \$3,437.76        |
|            | 2 Debit(s) This Period   | \$3,437.75        |
| 11/28/2025 | <b>Ending Balance</b>    | <b>\$1,000.44</b> |

**Interest Summary**

| Description  | Amount |
|--|--------|
| Interest Earned From 11/01/2025 Through 11/28/2025 |        |
| Annual Percentage Yield Earned                     | 0.01%  |
| Interest Days                                      | 28     |
| Interest Earned                                    | \$0.01 |
| Interest Paid This Period                          | \$0.01 |
| Interest Paid Year-to-Date                         | \$0.11 |

**Account Activity**

| Post Date  | Description   | Debits     | Credits    | Balance           |
|------------|---|------------|------------|-------------------|
| 11/01/2025 | <b>Beginning Balance</b>                                  |            |            | <b>\$1,000.43</b> |
| 11/07/2025 | Square Inc ACCTVERIFY T3WKWNFWJ67J6H3                     |            | \$0.01     | \$1,000.44        |
| 11/07/2025 | Square Inc ACCTVERIFY T366C8NJJG84FMDR                    | \$0.01     |            | \$1,000.43        |
| 11/14/2025 | Square Inc SQ251114 T3A798QF0YDJXXS                       |            | \$3,437.74 | \$4,438.17        |
| 11/18/2025 | PER REQ BY PAUL FROM 7890 TO 5217 MVD TICKET SQUARE SALES | \$3,437.74 |            | \$1,000.43        |
| 11/28/2025 | INTEREST  |            | \$0.01     | \$1,000.44        |
| 11/28/2025 | <b>Ending Balance</b>                                     |            |            | <b>\$1,000.44</b> |

**Overdraft and Returned Item Fees**

|                          | Total for this period | Total year-to-date |
|--------------------------|-----------------------|--------------------|
| Total Overdraft Fees     | \$0.00                | \$0.00             |
| Total Returned Item Fees | \$0.00                | \$0.00             |







Report Criteria:

- Includes all check types
- Includes unprinted checks

| Pay Period Date | Journal Code | Check Issue Date | Check Number | Payee                              | Payee ID | Description                       | GL Account | Amount            | D         |
|-----------------|--------------|------------------|--------------|------------------------------------|----------|-----------------------------------|------------|-------------------|-----------|
| 11/04/2025      | PC           | 11/07/2025       | 724          | GIFFORD, KATHLEEN P                | 3        |                                   | 999-101000 | 1,615.33-         | D         |
| 11/04/2025      | PC           | 11/07/2025       | 725          | DAITNARAYAN, DIAWANTIE             | 8        |                                   | 999-101000 | 1,955.28-         | D         |
| 11/04/2025      | PC           | 11/07/2025       | 726          | COWAN, BILLIE                      | 16       |                                   | 999-101000 | 827.20-           | D         |
| 11/04/2025      | PC           | 11/07/2025       | 727          | MACK, CHARLES                      | 36       |                                   | 999-101000 | 2,560.51-         | D         |
| 11/04/2025      | PC           | 11/07/2025       | 728          | LARINO, DOMINGO                    | 58       |                                   | 999-101000 | 4,268.39-         | D         |
| 11/04/2025      | PC           | 11/07/2025       | 729          | JOHNSON, SANDRA                    | 63       |                                   | 999-101000 | 2,217.41-         | D         |
| 11/04/2025      | PC           | 11/07/2025       | 730          | SMITH, ALLEN                       | 66       |                                   | 999-101000 | 1,829.24-         | D         |
| 11/04/2025      | PC           | 11/07/2025       | 731          | YANG, MAI                          | 67       |                                   | 999-101000 | 2,235.58-         | D         |
| 11/04/2025      | PC           | 11/07/2025       | 732          | MILEY, HILARY                      | 68       |                                   | 999-101000 | 501.60-           | D         |
| 11/04/2025      | PC           | 11/07/2025       | 733          | GAFFNEY, COREY                     | 75       |                                   | 999-101000 | 1,547.33-         | D         |
| 11/04/2025      | PC           | 11/07/2025       | 734          | MCINTYRE, MELISSA                  | 77       |                                   | 999-101000 | 1,544.59-         | D         |
| 11/04/2025      | PC           | 11/07/2025       | 735          | TREPANIER, CAROLINE                | 78       |                                   | 999-101000 | 1,507.18-         | D         |
| 11/04/2025      | PC           | 11/07/2025       | 736          | BROWN, NATHANIEL                   | 80       |                                   | 999-101000 | 1,450.03-         | D         |
| 11/18/2025      | PC           | 11/21/2025       | 737          | GIFFORD, KATHLEEN P                | 3        |                                   | 999-101000 | 2,104.35-         | D         |
| 11/18/2025      | PC           | 11/21/2025       | 738          | DAITNARAYAN, DIAWANTIE             | 8        |                                   | 999-101000 | 2,536.50-         | D         |
| 11/18/2025      | PC           | 11/21/2025       | 739          | COWAN, BILLIE                      | 16       |                                   | 999-101000 | 1,097.15-         | D         |
| 11/18/2025      | PC           | 11/21/2025       | 740          | ROBERTS, GRANT                     | 24       |                                   | 999-101000 | 461.75-           | D         |
| 11/18/2025      | PC           | 11/21/2025       | 741          | MACK, CHARLES                      | 36       |                                   | 999-101000 | 3,687.45-         | D         |
| 11/18/2025      | PC           | 11/21/2025       | 742          | LARINO, DOMINGO                    | 58       |                                   | 999-101000 | 4,268.39-         | D         |
| 11/18/2025      | PC           | 11/21/2025       | 743          | JOHNSON, SANDRA                    | 63       |                                   | 999-101000 | 3,056.35-         | D         |
| 11/18/2025      | PC           | 11/21/2025       | 744          | SMITH, ALLEN                       | 66       |                                   | 999-101000 | 2,310.48-         | D         |
| 11/18/2025      | PC           | 11/21/2025       | 745          | YANG, MAI                          | 67       |                                   | 999-101000 | 3,110.45-         | D         |
| 11/18/2025      | PC           | 11/21/2025       | 746          | MILEY, HILARY                      | 68       |                                   | 999-101000 | 714.23-           | D         |
| 11/18/2025      | PC           | 11/21/2025       | 747          | WYNKOOP, JOSEPH                    | 69       |                                   | 999-101000 | 923.50-           | D         |
| 11/18/2025      | PC           | 11/21/2025       | 748          | WOMACK, CAROL                      | 73       |                                   | 999-101000 | 507.92-           | D         |
| 11/18/2025      | PC           | 11/21/2025       | 749          | GAFFNEY, COREY                     | 75       |                                   | 999-101000 | 1,499.58-         | D         |
| 11/18/2025      | PC           | 11/21/2025       | 750          | MORGANELLI, JOSEPH                 | 76       |                                   | 999-101000 | 461.75-           | D         |
| 11/18/2025      | PC           | 11/21/2025       | 751          | MCINTYRE, MELISSA                  | 77       |                                   | 999-101000 | 1,987.26-         | D         |
| 11/18/2025      | PC           | 11/21/2025       | 752          | TREPANIER, CAROLINE                | 78       |                                   | 999-101000 | 2,131.48-         | D         |
| 11/18/2025      | PC           | 11/21/2025       | 753          | BROWN, NATHANIEL                   | 80       |                                   | 999-101000 | 1,864.38-         | D         |
| 11/18/2025      | PC           | 11/21/2025       | 25576        | RUBIO, BRYAN                       | 81       |                                   | 999-101000 | 461.75-           | D         |
| 11/04/2025      | CDPT         | 11/07/2025       | 1010476      | Florida Municipal Pension Trust Fu | 4        | 401A & 457B Def Comp ROTH 45      | 999-101000 | 3,522.98-         |           |
| 11/04/2025      | CDPT         | 11/07/2025       | 1010477      | IRS - 941 Taxes                    | 1        | 941 Deposit Federal Withholding T | 999-101000 | 6,550.11-         |           |
| 11/18/2025      | CDPT         | 11/21/2025       | 1010478      | Colonial Life Processing Center    | 5        | Insurance                         | 999-101000 | 857.38-           |           |
| 11/18/2025      | CDPT         | 11/21/2025       | 1010479      | Florida Retirement System          | 3        | Retirement Contributions          | 999-101000 | 10,069.14-        |           |
| 11/18/2025      | CDPT         | 11/21/2025       | 1010480      | IRS - 941 Taxes                    | 1        | 941 Deposit Federal Withholding T | 999-101000 | 9,440.86-         |           |
| 11/18/2025      | CDPT         | 11/21/2025       | 1010481      | UHS Premium Billing (Dental)       | 6        | Dental Insurance                  | 999-101000 | 324.90-           |           |
| 11/18/2025      | CDPT         | 11/21/2025       | 1010482      | UHS Premium Billing (Vision)       | 7        | Vision Insurance Vision Pay Perio | 999-101000 | 30.52-            |           |
| 11/18/2025      | CDPT         | 11/21/2025       | 1010483      | Florida Municipal Pension Trust Fu | 4        | 401A & 457B Def Comp ROTH 45      | 999-101000 | 3,515.92-         |           |
| Grand Totals:   |              |                  |              |                                    |          |                                   |            | <u>91,556.20-</u> |           |
|                 |              |                  |              |                                    |          |                                   |            |                   | <u>39</u> |

D = Direct Deposit

Signature Lines

Dated: \_\_\_\_\_

Mayor: \_\_\_\_\_

City Council: \_\_\_\_\_

\_\_\_\_\_

\_\_\_\_\_

\_\_\_\_\_

\_\_\_\_\_

\_\_\_\_\_

City Recorder: \_\_\_\_\_

Report Criteria:

Includes all check types

Includes unprinted checks

Report Criteria:  
 Report type: GL detail  
 Check.Type = {<->} "Adjustment"

| GL Period                             | Check Issue Date | Check Number | Vendor Number | Payee                           | Invoice Number | Invoice Sequence | Invoice GL Account | Discount Taken | Invoice Amount | Check Amount |
|---------------------------------------|------------------|--------------|---------------|---------------------------------|----------------|------------------|--------------------|----------------|----------------|--------------|
| <b>ADMINISTRATIVE IMPACT FEE FUND</b> |                  |              |               |                                 |                |                  |                    |                |                |              |
| 11/25                                 | 11/19/2025       | 25594        | 683           | Takkt America Holdings          | CW116508-H     | 1                | 170-571-605        | .00            | 17,049.33      | 17,049.33    |
| Total ADMINISTRATIVE IMPACT FEE FUND: |                  |              |               |                                 |                |                  |                    | .00            |                | 17,049.33    |
| <b>CAPITAL - STORM WATER</b>          |                  |              |               |                                 |                |                  |                    |                |                |              |
| 11/25                                 | 11/11/2025       | 25560        | 255           | Woodard & Curran                | 255575         | 1                | 430-533-635        | .00            | 37,581.80      | 37,581.80    |
| 11/25                                 | 11/11/2025       | 25561        | 255           | Woodard & Curran                | 255620         | 1                | 430-533-635        | .00            | 31,880.00      | 31,880.00    |
| Total CAPITAL - STORM WATER:          |                  |              |               |                                 |                |                  |                    | .00            |                | 69,461.80    |
| <b>CAPITAL - LIBRARY</b>              |                  |              |               |                                 |                |                  |                    |                |                |              |
| 11/25                                 | 11/11/2025       | 25533        | 308           | Gatorskch Architects & Planners | 22-010-11      | 1                | 500-571-605        | .00            | 2,555.60       | 2,555.60     |
| Total CAPITAL - LIBRARY:              |                  |              |               |                                 |                |                  |                    | .00            |                | 2,555.60     |
| <b>COMBINED CASH FUND</b>             |                  |              |               |                                 |                |                  |                    |                |                |              |
| 11/25                                 | 11/12/2025       | 25563        | 484           | Jennifer Reese                  | UREFUND-1      | 1                | 999-101700         | .00            | 134.95         | 134.95       |
| 11/25                                 | 11/12/2025       | 25564        | 741           | Michelle Holmes                 | UREFUND-1      | 1                | 999-101700         | .00            | 135.81         | 135.81       |
| 11/25                                 | 11/12/2025       | 25565        | 740           | Paige Michael                   | UREFUND-1      | 1                | 999-101700         | .00            | 67.47          | 67.47        |
| 11/25                                 | 11/12/2025       | 25566        | 416           | Pulte Homes                     | UREFUND-1      | 1                | 999-101700         | .00            | 187.55         | 187.55       |
| 11/25                                 | 11/12/2025       | 25566        | 416           | Pulte Homes                     | UREFUND-1      | 1                | 999-101700         | .00            | 147.59         | 147.59       |
| 11/25                                 | 11/12/2025       | 25566        | 416           | Pulte Homes                     | UREFUND-1      | 1                | 999-101700         | .00            | 241.00         | 241.00       |
| 11/25                                 | 11/12/2025       | 25566        | 416           | Pulte Homes                     | UREFUND-1      | 1                | 999-101700         | .00            | 310.04         | 310.04       |
| 11/25                                 | 11/12/2025       | 25566        | 416           | Pulte Homes                     | UREFUND-1      | 1                | 999-101700         | .00            | 336.94         | 336.94       |
| 11/25                                 | 11/12/2025       | 25566        | 416           | Pulte Homes                     | UREFUND-1      | 1                | 999-101700         | .00            | 210.86         | 210.86       |
| 11/25                                 | 11/12/2025       | 25566        | 416           | Pulte Homes                     | UREFUND-1      | 2                | 999-101700         | .00            | 166.93         | 166.93       |
| 11/25                                 | 11/12/2025       | 25566        | 416           | Pulte Homes                     | UREFUND-1      | 1                | 999-101700         | .00            | 390.25         | 390.25       |
| 11/25                                 | 11/12/2025       | 25566        | 416           | Pulte Homes                     | UREFUND-1      | 1                | 999-101700         | .00            | 1,059.00       | 1,059.00     |
| 11/25                                 | 11/12/2025       | 25566        | 416           | Pulte Homes                     | UREFUND-1      | 1                | 999-101700         | .00            | 346.73         | 346.73       |
| 11/25                                 | 11/12/2025       | 25566        | 416           | Pulte Homes                     | UREFUND-1      | 2                | 999-101700         | .00            | 449.71         | 449.71       |
| 11/25                                 | 11/12/2025       | 25566        | 416           | Pulte Homes                     | UREFUND-1      | 1                | 999-101700         | .00            | 147.59         | 147.59       |
| 11/25                                 | 11/12/2025       | 25566        | 416           | Pulte Homes                     | UREFUND-1      | 1                | 999-101700         | .00            | 54.35          | 54.35        |
| 11/25                                 | 11/12/2025       | 25567        | 739           | Roy & Catherine Wiginton        | UREFUND-1      | 1                | 999-101700         | .00            | 96.86          | 96.86        |
| 11/25                                 | 11/12/2025       | 25568        | 742           | Southern Development & Constru  | UREFUND-1      | 1                | 999-101700         | .00            | 7,845.40       | 7,845.40     |

M = Manual Check, V = Void Check

| GL Period                 | Check Issue Date | Check Number | Vendor Number | Payee                          | Invoice Number | Invoice Sequence | Invoice GL Account | Discount Taken | Invoice Amount | Check Amount |
|---------------------------|------------------|--------------|---------------|--------------------------------|----------------|------------------|--------------------|----------------|----------------|--------------|
| 11/25                     | 11/12/2025       | 25569        | 738           | Thomas Sheehan                 | UREFUND-1      | 1                | 999-101700         | .00            | 107.57         | 107.57       |
| Total COMBINED CASH FUND: |                  |              |               |                                |                |                  |                    | .00            |                | 12,436.60    |
| <b>GENERAL FUND</b>       |                  |              |               |                                |                |                  |                    |                |                |              |
| 11/25                     | 11/04/2025       | 25508        | 680           | Virginia Holm                  | 803            | 1                | 001-513-470        | .00            | 100.00-        | 100.00- V    |
| 11/25                     | 11/04/2025       | 25508        | 680           | Virginia Holm                  | 803            | 2                | 001-574-481        | .00            | 315.00-        | 315.00- V    |
| 11/25                     | 11/03/2025       | 25515        | 712           | Booksamillion.com              | 2529001411     | 1                | 001-571-660        | .00            | 6.39           | 6.39         |
| 11/25                     | 11/03/2025       | 25515        | 712           | Booksamillion.com              | 2529100012     | 1                | 001-571-660        | .00            | 5.04           | 5.04         |
| 11/25                     | 11/03/2025       | 25515        | 712           | Booksamillion.com              | 2529405698     | 1                | 001-571-660        | .00            | 27.20          | 27.20        |
| 11/25                     | 11/03/2025       | 25515        | 712           | Booksamillion.com              | 2529500011     | 1                | 001-571-660        | .00            | 13.59          | 13.59        |
| 11/25                     | 11/03/2025       | 25516        | 75            | Parks Consulting Services, LLC | 721            | 1                | 001-202600         | .00            | 170.00         | 170.00       |
| 11/25                     | 11/03/2025       | 25516        | 75            | Parks Consulting Services, LLC | 721            | 2                | 001-519-310        | .00            | 2,410.00       | 2,410.00     |
| 11/25                     | 11/03/2025       | 25516        | 75            | Parks Consulting Services, LLC | 721            | 3                | 001-202600         | .00            | 85.00          | 85.00        |
| 11/25                     | 11/03/2025       | 25516        | 75            | Parks Consulting Services, LLC | 723            | 1                | 001-202600         | .00            | 740.00         | 740.00       |
| 11/25                     | 11/03/2025       | 25516        | 75            | Parks Consulting Services, LLC | 724            | 1                | 001-519-310        | .00            | 2,220.00       | 2,220.00     |
| 11/25                     | 11/04/2025       | 25517        | 680           | Virginia Holm                  | 803            | 5                | 001-571-521        | .00            | 315.00         | 315.00       |
| 11/25                     | 11/11/2025       | 25518        | 737           | Annia Castro                   | 25-0107        | 1                | 001-571-460        | .00            | 1,705.00       | 1,705.00     |
| 11/25                     | 11/11/2025       | 25518        | 737           | Annia Castro                   | 25-0107        | 3                | 001-519-490        | .00            | 144.00         | 144.00       |
| 11/25                     | 11/11/2025       | 25518        | 737           | Annia Castro                   | 25-0107        | 4                | 001-513-460        | .00            | 144.00         | 144.00       |
| 11/25                     | 11/11/2025       | 25518        | 737           | Annia Castro                   | 25-0107        | 5                | 001-571-460        | .00            | 143.00         | 143.00       |
| 11/25                     | 11/11/2025       | 25519        | 649           | Ark Septic                     | 7553           | 1                | 001-539-460        | .00            | 450.00         | 450.00       |
| 11/25                     | 11/11/2025       | 25519        | 649           | Ark Septic                     | 7617           | 1                | 001-520-460        | .00            | 450.00         | 450.00       |
| 11/25                     | 11/11/2025       | 25520        | 712           | Booksamillion.com              | 2529602982     | 1                | 001-571-660        | .00            | 27.96          | 27.96        |
| 11/25                     | 11/11/2025       | 25520        | 712           | Booksamillion.com              | 2529700001     | 1                | 001-571-660        | .00            | 6.39           | 6.39         |
| 11/25                     | 11/11/2025       | 25520        | 712           | Booksamillion.com              | 2530000140     | 1                | 001-571-660        | .00            | 13.56          | 13.56        |
| 11/25                     | 11/11/2025       | 25520        | 712           | Booksamillion.com              | 2530100007     | 1                | 001-571-660        | .00            | 11.19          | 11.19        |
| 11/25                     | 11/11/2025       | 25520        | 712           | Booksamillion.com              | 2530101770     | 1                | 001-571-660        | .00            | 20.79          | 20.79        |
| 11/25                     | 11/11/2025       | 25520        | 712           | Booksamillion.com              | 2530101780     | 1                | 001-571-660        | .00            | 16.79          | 16.79        |
| 11/25                     | 11/11/2025       | 25520        | 712           | Booksamillion.com              | 2530201190     | 1                | 001-571-660        | .00            | 21.60          | 21.60        |
| 11/25                     | 11/11/2025       | 25520        | 712           | Booksamillion.com              | 2530301503     | 1                | 001-571-660        | .00            | 12.25          | 12.25        |
| 11/25                     | 11/11/2025       | 25520        | 712           | Booksamillion.com              | 2530301521     | 1                | 001-571-660        | .00            | 12.24          | 12.24        |
| 11/25                     | 11/11/2025       | 25520        | 712           | Booksamillion.com              | 2530301548     | 1                | 001-571-660        | .00            | 14.39          | 14.39        |
| 11/25                     | 11/11/2025       | 25521        | 700           | Caroline Trepanier             | 10282025       | 1                | 001-513-400        | .00            | 25.76          | 25.76        |
| 11/25                     | 11/11/2025       | 25524        | 362           | Civicplus, LLC                 | 349379         | 1                | 001-519-350        | .00            | 248.06         | 248.06       |
| 11/25                     | 11/11/2025       | 25525        | 22            | Comcast                        | 6423-Oct25     | 1                | 001-520-411        | .00            | 321.60         | 321.60       |
| 11/25                     | 11/11/2025       | 25525        | 22            | Comcast                        | 6431-Oct25     | 1                | 001-520-411        | .00            | 321.60         | 321.60       |
| 11/25                     | 11/11/2025       | 25527        | 430           | Deanco Building Solutions, Inc | 151080         | 1                | 001-520-460        | .00            | 89.60          | 89.60        |
| 11/25                     | 11/11/2025       | 25527        | 430           | Deanco Building Solutions, Inc | 151080         | 2                | 001-513-340        | .00            | 134.40         | 134.40       |

M = Manual Check, V = Void Check

| GL Period | Check Issue Date | Check Number | Vendor Number | Payee                             | Invoice Number | Invoice Sequence | Invoice GL Account | Discount Taken | Invoice Amount | Check Amount |
|-----------|------------------|--------------|---------------|-----------------------------------|----------------|------------------|--------------------|----------------|----------------|--------------|
| 11/25     | 11/11/2025       | 25527        | 430           | Deanco Building Solutions, Inc    | 151080         | 3                | 001-572-460        | .00            | 134.40         | 134.40       |
| 11/25     | 11/11/2025       | 25527        | 430           | Deanco Building Solutions, Inc    | 151080         | 4                | 001-511-460        | .00            | 89.60          | 89.60        |
| 11/25     | 11/11/2025       | 25527        | 430           | Deanco Building Solutions, Inc    | 152307         | 1                | 001-519-490        | .00            | 50.00          | 50.00        |
| 11/25     | 11/11/2025       | 25527        | 430           | Deanco Building Solutions, Inc    | 152307         | 3                | 001-571-340        | .00            | 98.00          | 98.00        |
| 11/25     | 11/11/2025       | 25528        | 27            | Duke Energy                       | 1140-12/01/2   | 1                | 001-541-430        | .00            | 18.33          | 18.33        |
| 11/25     | 11/11/2025       | 25528        | 27            | Duke Energy                       | 1398-12/01/2   | 1                | 001-572-430        | .00            | 210.73         | 210.73       |
| 11/25     | 11/11/2025       | 25528        | 27            | Duke Energy                       | 1588-12/01/2   | 1                | 001-541-431        | .00            | 976.76         | 976.76       |
| 11/25     | 11/11/2025       | 25528        | 27            | Duke Energy                       | 1858-12/01/2   | 1                | 001-572-411        | .00            | 35.68          | 35.68        |
| 11/25     | 11/11/2025       | 25528        | 27            | Duke Energy                       | 2018 2-12/01   | 1                | 001-513-430        | .00            | 430.90         | 430.90       |
| 11/25     | 11/11/2025       | 25528        | 27            | Duke Energy                       | 2513-12/01/2   | 1                | 001-520-430        | .00            | 302.53         | 302.53       |
| 11/25     | 11/11/2025       | 25528        | 27            | Duke Energy                       | 2872-12/01/2   | 1                | 001-541-431        | .00            | 109.65         | 109.65       |
| 11/25     | 11/11/2025       | 25528        | 27            | Duke Energy                       | 2894-12/01/2   | 1                | 001-541-431        | .00            | 18.91          | 18.91        |
| 11/25     | 11/11/2025       | 25528        | 27            | Duke Energy                       | 3126-12/01/2   | 1                | 001-541-431        | .00            | 155.39         | 155.39       |
| 11/25     | 11/11/2025       | 25528        | 27            | Duke Energy                       | 3340-12/01/2   | 1                | 001-571-430        | .00            | 283.50         | 283.50       |
| 11/25     | 11/11/2025       | 25528        | 27            | Duke Energy                       | 3564-12/01/2   | 1                | 001-513-430        | .00            | 51.24          | 51.24        |
| 11/25     | 11/11/2025       | 25528        | 27            | Duke Energy                       | 3803-12/01/2   | 1                | 001-541-431        | .00            | 22.74          | 22.74        |
| 11/25     | 11/11/2025       | 25528        | 27            | Duke Energy                       | 4036-12/01/2   | 1                | 001-541-431        | .00            | 17.48          | 17.48        |
| 11/25     | 11/11/2025       | 25528        | 27            | Duke Energy                       | 4250-12/01/2   | 1                | 001-539-430        | .00            | 305.13         | 305.13       |
| 11/25     | 11/11/2025       | 25528        | 27            | Duke Energy                       | 4458-12/01/2   | 1                | 001-541-431        | .00            | 414.54         | 414.54       |
| 11/25     | 11/11/2025       | 25528        | 27            | Duke Energy                       | 5092-12/01/2   | 1                | 001-541-431        | .00            | 431.59         | 431.59       |
| 11/25     | 11/11/2025       | 25528        | 27            | Duke Energy                       | 5268-12/01/2   | 1                | 001-571-430        | .00            | 549.81         | 549.81       |
| 11/25     | 11/11/2025       | 25528        | 27            | Duke Energy                       | 9355-12/01/2   | 1                | 001-572-430        | .00            | 43.65          | 43.65        |
| 11/25     | 11/11/2025       | 25529        | 622           | Duncan Mechanical Services        | 47843234       | 1                | 001-513-460        | .00            | 1,261.00       | 1,261.00     |
| 11/25     | 11/11/2025       | 25530        | 29            | Embroidery Works - Photograph -   | 724281         | 1                | 001-574-481        | .00            | 2,626.84       | 2,626.84     |
| 11/25     | 11/11/2025       | 25531        | 35            | Florida League of Cities          | 352FLC2526     | 1                | 001-511-540        | .00            | 664.00         | 664.00       |
| 11/25     | 11/11/2025       | 25532        | 37            | Florida Municipal Insurance Trust | 2526-0391-Q    | 1                | 001-511-450        | .00            | 2,068.82       | 2,068.82     |
| 11/25     | 11/11/2025       | 25532        | 37            | Florida Municipal Insurance Trust | 2526-0391-Q    | 2                | 001-513-450        | .00            | 4,910.17       | 4,910.17     |
| 11/25     | 11/11/2025       | 25532        | 37            | Florida Municipal Insurance Trust | 2526-0391-Q    | 3                | 001-519-450        | .00            | 1,374.85       | 1,374.85     |
| 11/25     | 11/11/2025       | 25532        | 37            | Florida Municipal Insurance Trust | 2526-0391-Q    | 4                | 001-520-450        | .00            | 502.81         | 502.81       |
| 11/25     | 11/11/2025       | 25532        | 37            | Florida Municipal Insurance Trust | 2526-0391-Q    | 5                | 001-522-450        | .00            | 1,885.37       | 1,885.37     |
| 11/25     | 11/11/2025       | 25532        | 37            | Florida Municipal Insurance Trust | 2526-0391-Q    | 6                | 001-524-450        | .00            | 838.09         | 838.09       |
| 11/25     | 11/11/2025       | 25532        | 37            | Florida Municipal Insurance Trust | 2526-0391-Q    | 7                | 001-539-450        | .00            | 2,042.10       | 2,042.10     |
| 11/25     | 11/11/2025       | 25532        | 37            | Florida Municipal Insurance Trust | 2526-0391-Q    | 8                | 001-541-450        | .00            | 2,435.36       | 2,435.36     |
| 11/25     | 11/11/2025       | 25532        | 37            | Florida Municipal Insurance Trust | 2526-0391-Q    | 9                | 001-574-450        | .00            | 668.80         | 668.80       |
| 11/25     | 11/11/2025       | 25532        | 37            | Florida Municipal Insurance Trust | 2526-0391-Q    | 10               | 001-569-450        | .00            | 680.88         | 680.88       |
| 11/25     | 11/11/2025       | 25532        | 37            | Florida Municipal Insurance Trust | 2526-0391-Q    | 11               | 001-571-450        | .00            | 2,147.25       | 2,147.25     |
| 11/25     | 11/11/2025       | 25532        | 37            | Florida Municipal Insurance Trust | 2526-0391-Q    | 12               | 001-572-450        | .00            | 5,694.70       | 5,694.70     |
| 11/25     | 11/11/2025       | 25534        | 301           | Half                              | 10152949       | 1                | 001-202600         | .00            | 240.00         | 240.00       |
| 11/25     | 11/11/2025       | 25536        | 599           | L & W Supply - Orlando South, FL  | 1015549224     | 1                | 001-511-460        | .00            | 83.13          | 83.13        |

M = Manual Check, V = Void Check

| GL Period | Check Issue Date | Check Number | Vendor Number | Payee                              | Invoice Number | Invoice Sequence | Invoice GL Account | Discount Taken | Invoice Amount | Check Amount |
|-----------|------------------|--------------|---------------|------------------------------------|----------------|------------------|--------------------|----------------|----------------|--------------|
| 11/25     | 11/11/2025       | 25538        | 145           | Lake County Board of County Offi   | 177865         | 1                | 001-202400         | .00            | 20.00          | 20.00        |
| 11/25     | 11/11/2025       | 25539        | 393           | Lakeshore Tree Service, LLC        | 10272025       | 1                | 001-539-460        | .00            | 1,200.00       | 1,200.00     |
| 11/25     | 11/11/2025       | 25540        | 222           | Laser Engravables                  | INV-0714       | 1                | 001-574-481        | .00            | 563.00         | 563.00       |
| 11/25     | 11/11/2025       | 25540        | 222           | Laser Engravables                  | INV-0714       | 2                | 001-574-485        | .00            | 198.00         | 198.00       |
| 11/25     | 11/11/2025       | 25540        | 222           | Laser Engravables                  | INV-0743       | 1                | 001-511-510        | .00            | 48.40          | 48.40        |
| 11/25     | 11/11/2025       | 25541        | 64            | Law Office of Anita Geraci-Carver, | 12658          | 1                | 001-514-310        | .00            | 2,375.00       | 2,375.00     |
| 11/25     | 11/11/2025       | 25541        | 64            | Law Office of Anita Geraci-Carver, | 12659          | 1                | 001-524-313        | .00            | 144.00         | 144.00       |
| 11/25     | 11/11/2025       | 25541        | 64            | Law Office of Anita Geraci-Carver, | 12660          | 1                | 001-202600         | .00            | 495.00         | 495.00       |
| 11/25     | 11/11/2025       | 25542        | 314           | Observer                           | 10312025       | 1                | 001-574-481        | .00            | 1,555.00       | 1,555.00     |
| 11/25     | 11/11/2025       | 25543        | 73            | Orlando Sentinel                   | 1264372240     | 1                | 001-574-481        | .00            | 789.50         | 789.50       |
| 11/25     | 11/11/2025       | 25544        | 610           | Peter James Ellsworth              | 10272025       | 1                | 001-520-343        | .00            | 618.00         | 618.00       |
| 11/25     | 11/11/2025       | 25544        | 610           | Peter James Ellsworth              | 10282025       | 1                | 001-520-343        | .00            | 618.45         | 618.45       |
| 11/25     | 11/11/2025       | 25544        | 610           | Peter James Ellsworth              | 11032025       | 1                | 001-520-343        | .00            | 477.45         | 477.45       |
| 11/25     | 11/11/2025       | 25544        | 610           | Peter James Ellsworth              | 11052025       | 1                | 001-520-343        | .00            | 740.40         | 740.40       |
| 11/25     | 11/11/2025       | 25546        | 562           | Rafaeline Rodriguez                | 871            | 1                | 001-511-460        | .00            | 920.00         | 920.00       |
| 11/25     | 11/11/2025       | 25546        | 562           | Rafaeline Rodriguez                | 872            | 1                | 001-571-460        | .00            | 1,250.00       | 1,250.00     |
| 11/25     | 11/11/2025       | 25547        | 406           | Ricoh USA, Inc                     | 5072267222     | 1                | 001-519-490        | .00            | 46.31          | 46.31        |
| 11/25     | 11/11/2025       | 25547        | 406           | Ricoh USA, Inc                     | 5072267222     | 3                | 001-571-340        | .00            | 46.31          | 46.31        |
| 11/25     | 11/11/2025       | 25548        | 735           | Ron Myers                          | 10282025       | 1                | 001-520-343        | .00            | 385.35         | 385.35       |
| 11/25     | 11/11/2025       | 25548        | 735           | Ron Myers                          | 10312025       | 1                | 001-520-343        | .00            | 471.50         | 471.50       |
| 11/25     | 11/11/2025       | 25548        | 735           | Ron Myers                          | 11042025       | 1                | 001-520-343        | .00            | 232.50         | 232.50       |
| 11/25     | 11/11/2025       | 25548        | 735           | Ron Myers                          | 11062025       | 1                | 001-520-343        | .00            | 244.20         | 244.20       |
| 11/25     | 11/11/2025       | 25549        | 88            | Seco Energy                        | 0010-NOV25     | 1                | 001-541-431        | .00            | 1,125.73       | 1,125.73     |
| 11/25     | 11/11/2025       | 25549        | 88            | Seco Energy                        | 2802-NOV25     | 1                | 001-541-431        | .00            | 945.54         | 945.54       |
| 11/25     | 11/11/2025       | 25549        | 88            | Seco Energy                        | 5800-NOV25     | 1                | 001-541-431        | .00            | 212.00         | 212.00       |
| 11/25     | 11/11/2025       | 25549        | 88            | Seco Energy                        | 9513-NOV25     | 1                | 001-541-431        | .00            | 128.00         | 128.00       |
| 11/25     | 11/11/2025       | 25550        | 112           | Summit Broadband                   | 1024546520     | 1                | 001-513-411        | .00            | 125.00         | 125.00       |
| 11/25     | 11/11/2025       | 25550        | 112           | Summit Broadband                   | 1024546520     | 2                | 001-519-411        | .00            | 125.00         | 125.00       |
| 11/25     | 11/11/2025       | 25550        | 112           | Summit Broadband                   | 1024546520     | 3                | 001-572-411        | .00            | 125.00         | 125.00       |
| 11/25     | 11/11/2025       | 25552        | 228           | Terry Powers                       | 175471         | 1                | 001-572-340        | .00            | 270.00         | 270.00       |
| 11/25     | 11/11/2025       | 25553        | 200           | The Lake Doctors, Inc              | 2052545        | 1                | 001-541-462        | .00            | 105.00         | 105.00       |
| 11/25     | 11/11/2025       | 25555        | 376           | Umana Security Services, LLC       | 10272025       | 1                | 001-520-343        | .00            | 609.00         | 609.00       |
| 11/25     | 11/11/2025       | 25555        | 376           | Umana Security Services, LLC       | 10302025       | 1                | 001-520-343        | .00            | 609.00         | 609.00       |
| 11/25     | 11/11/2025       | 25555        | 376           | Umana Security Services, LLC       | 11032025       | 1                | 001-520-343        | .00            | 234.00         | 234.00       |
| 11/25     | 11/11/2025       | 25555        | 376           | Umana Security Services, LLC       | 11042025       | 1                | 001-520-343        | .00            | 309.00         | 309.00       |
| 11/25     | 11/11/2025       | 25558        | 106           | Verizon Wireless                   | 6127613272     | 1                | 001-513-410        | .00            | 45.02          | 45.02        |
| 11/25     | 11/11/2025       | 25558        | 106           | Verizon Wireless                   | 6127613272     | 2                | 001-513-410        | .00            | 36.07          | 36.07        |
| 11/25     | 11/11/2025       | 25558        | 106           | Verizon Wireless                   | 6127613272     | 4                | 001-513-410        | .00            | 37.45          | 37.45        |
| 11/25     | 11/11/2025       | 25558        | 106           | Verizon Wireless                   | 6127613272     | 6                | 001-519-410        | .00            | 37.45          | 37.45        |

M = Manual Check, V = Void Check

| GL Period | Check Issue Date | Check Number | Vendor Number | Payee                           | Invoice Number | Invoice Sequence | Invoice GL Account | Discount Taken | Invoice Amount | Check Amount |
|-----------|------------------|--------------|---------------|---------------------------------|----------------|------------------|--------------------|----------------|----------------|--------------|
| 11/25     | 11/11/2025       | 25558        | 106           | Verizon Wireless                | 6127613272     | 7                | 001-539-410        | .00            | 37.45          | 37.45        |
| 11/25     | 11/11/2025       | 25558        | 106           | Verizon Wireless                | 6127613272     | 9                | 001-520-410        | .00            | 37.45          | 37.45        |
| 11/25     | 11/11/2025       | 25559        | 107           | Waste Pro of Florida Inc.       | 0001518185     | 1                | 001-534-340        | .00            | 24,103.20      | 24,103.20    |
| 11/25     | 11/11/2025       | 25559        | 107           | Waste Pro of Florida Inc.       | 0001518187     | 1                | 001-534-340        | .00            | 2,296.78       | 2,296.78     |
| 11/25     | 11/12/2025       | 25562        | 730           | Yellowstone Landscape - Southea | 1032690        | 1                | 001-572-345        | .00            | 4,198.95       | 4,198.95     |
| 11/25     | 11/12/2025       | 25562        | 730           | Yellowstone Landscape - Southea | 1032690        | 2                | 001-572-340        | .00            | 1,855.35       | 1,855.35     |
| 11/25     | 11/12/2025       | 25562        | 730           | Yellowstone Landscape - Southea | 1032690        | 3                | 001-541-340        | .00            | 3,710.70       | 3,710.70     |
| 11/25     | 11/12/2025       | 25570        | 743           | Central Florida Magazine, LLC   | 2025-218466    | 1                | 001-574-481        | .00            | 999.00         | 999.00       |
| 11/25     | 11/13/2025       | 25572        | 612           | Israel Grimaldo                 | 1512           | 1                | 001-511-460        | .00            | 5,400.00       | 5,400.00     |
| 11/25     | 11/13/2025       | 25572        | 612           | Israel Grimaldo                 | 1512           | 2                | 001-513-460        | .00            | 5,050.00       | 5,050.00     |
| 11/25     | 11/17/2025       | 25573        | 712           | Booksamillion.com               | 2529605915     | 1                | 001-571-660        | .00            | 26.97          | 26.97        |
| 11/25     | 11/18/2025       | 25573        | 712           | Booksamillion.com               | 2529605915     | 1                | 001-571-660        | .00            | 26.97-         | 26.97- V     |
| 11/25     | 11/18/2025       | 25573        | 712           | Booksamillion.com               | 2530800556     | 1                | 001-571-660        | .00            | 25.60-         | 25.60- V     |
| 11/25     | 11/17/2025       | 25573        | 712           | Booksamillion.com               | 2530800556     | 1                | 001-571-660        | .00            | 25.60          | 25.60        |
| 11/25     | 11/17/2025       | 25573        | 712           | Booksamillion.com               | 2530900003     | 1                | 001-571-660        | .00            | 20.80          | 20.80        |
| 11/25     | 11/18/2025       | 25573        | 712           | Booksamillion.com               | 2530900003     | 1                | 001-571-660        | .00            | 20.80-         | 20.80- V     |
| 11/25     | 11/18/2025       | 25573        | 712           | Booksamillion.com               | 2530900010     | 1                | 001-571-660        | .00            | 13.59-         | 13.59- V     |
| 11/25     | 11/17/2025       | 25573        | 712           | Booksamillion.com               | 2530900010     | 1                | 001-571-660        | .00            | 13.59          | 13.59        |
| 11/25     | 11/17/2025       | 25573        | 712           | Booksamillion.com               | 2531000332     | 1                | 001-571-660        | .00            | 24.99          | 24.99        |
| 11/25     | 11/18/2025       | 25573        | 712           | Booksamillion.com               | 2531000332     | 1                | 001-571-660        | .00            | 24.99-         | 24.99- V     |
| 11/25     | 11/18/2025       | 25573        | 712           | Booksamillion.com               | 2531000341     | 1                | 001-571-660        | .00            | 49.60-         | 49.60- V     |
| 11/25     | 11/17/2025       | 25573        | 712           | Booksamillion.com               | 2531000341     | 1                | 001-571-660        | .00            | 49.60          | 49.60        |
| 11/25     | 11/17/2025       | 25573        | 712           | Booksamillion.com               | 2531003708     | 1                | 001-571-660        | .00            | 9.04           | 9.04         |
| 11/25     | 11/18/2025       | 25573        | 712           | Booksamillion.com               | 2531003708     | 1                | 001-571-660        | .00            | 9.04-          | 9.04- V      |
| 11/25     | 11/18/2025       | 25573        | 712           | Booksamillion.com               | 2531350261     | 1                | 001-571-660        | .00            | 27.20          | 27.20 V      |
| 11/25     | 11/17/2025       | 25573        | 712           | Booksamillion.com               | 2531350261     | 1                | 001-571-660        | .00            | 27.20-         | 27.20-       |
| 11/25     | 11/17/2025       | 25573        | 712           | Booksamillion.com               | 2531502611     | 1                | 001-571-660        | .00            | 23.20          | 23.20        |
| 11/25     | 11/18/2025       | 25573        | 712           | Booksamillion.com               | 2531502611     | 1                | 001-571-660        | .00            | 23.20-         | 23.20- V     |
| 11/25     | 11/18/2025       | 25573        | 712           | Booksamillion.com               | 2531502613     | 1                | 001-571-660        | .00            | 23.20          | 23.20 V      |
| 11/25     | 11/17/2025       | 25573        | 712           | Booksamillion.com               | 2531502613     | 1                | 001-571-660        | .00            | 23.20-         | 23.20-       |
| 11/25     | 11/18/2025       | 25574        | 712           | Booksamillion.com               | 2529605915     | 3                | 001-571-660        | .00            | 26.97          | 26.97        |
| 11/25     | 11/18/2025       | 25574        | 712           | Booksamillion.com               | 2530800556     | 3                | 001-571-660        | .00            | 25.60          | 25.60        |
| 11/25     | 11/18/2025       | 25574        | 712           | Booksamillion.com               | 2530900003     | 3                | 001-571-660        | .00            | 20.80          | 20.80        |
| 11/25     | 11/18/2025       | 25574        | 712           | Booksamillion.com               | 2530900010     | 3                | 001-571-660        | .00            | 13.59          | 13.59        |
| 11/25     | 11/18/2025       | 25574        | 712           | Booksamillion.com               | 2531000332     | 3                | 001-571-660        | .00            | 24.00          | 24.00        |
| 11/25     | 11/18/2025       | 25574        | 712           | Booksamillion.com               | 2531000341     | 3                | 001-571-660        | .00            | 49.60          | 49.60        |
| 11/25     | 11/18/2025       | 25574        | 712           | Booksamillion.com               | 2531003708     | 3                | 001-571-660        | .00            | 9.04           | 9.04         |
| 11/25     | 11/18/2025       | 25574        | 712           | Booksamillion.com               | 2531502611     | 3                | 001-571-660        | .00            | 23.20-         | 23.20-       |
| 11/25     | 11/18/2025       | 25574        | 712           | Booksamillion.com               | 2531502612     | 1                | 001-571-660        | .00            | 27.20-         | 27.20-       |

M = Manual Check, V = Void Check

| GL Period | Check Issue Date | Check Number | Vendor Number | Payee                 | Invoice Number | Invoice Sequence | Invoice GL Account | Discount Taken | Invoice Amount | Check Amount |
|-----------|------------------|--------------|---------------|-----------------------|----------------|------------------|--------------------|----------------|----------------|--------------|
| 11/25     | 11/18/2025       | 25574        | 712           | Booksamillion.com     | 2531502613     | 3                | 001-571-660        | .00            | 23.20-         | 23.20-       |
| 11/25     | 11/19/2025       | 25577        | 317           | Aetna - Silverscript  | 6234-DEC25     | 1                | 001-571-230        | .00            | 48.30          | 48.30        |
| 11/25     | 11/19/2025       | 25578        | 8             | Bank of America       | 2709-Nov25     | 2                | 001-519-510        | .00            | 39.99          | 39.99        |
| 11/25     | 11/19/2025       | 25578        | 8             | Bank of America       | 2709-Nov25     | 3                | 001-513-510        | .00            | 77.96          | 77.96        |
| 11/25     | 11/19/2025       | 25578        | 8             | Bank of America       | 2709-Nov25     | 4                | 001-519-510        | .00            | 86.24          | 86.24        |
| 11/25     | 11/19/2025       | 25578        | 8             | Bank of America       | 2709-Nov25     | 5                | 001-511-490        | .00            | 132.53         | 132.53       |
| 11/25     | 11/19/2025       | 25578        | 8             | Bank of America       | 2709-Nov25     | 6                | 001-574-481        | .00            | 980.14         | 980.14       |
| 11/25     | 11/19/2025       | 25578        | 8             | Bank of America       | 2709-Nov25     | 7                | 001-513-550        | .00            | 1,220.00       | 1,220.00     |
| 11/25     | 11/19/2025       | 25578        | 8             | Bank of America       | 2709-Nov25     | 9                | 001-574-481        | .00            | 450.00         | 450.00       |
| 11/25     | 11/19/2025       | 25578        | 8             | Bank of America       | 6477-Nov25     | 1                | 001-571-420        | .00            | 7.47           | 7.47         |
| 11/25     | 11/19/2025       | 25578        | 8             | Bank of America       | 9514-Nov25     | 2                | 001-541-460        | .00            | 23.51          | 23.51        |
| 11/25     | 11/19/2025       | 25578        | 8             | Bank of America       | 9514-Nov25     | 3                | 001-574-481        | .00            | 330.10         | 330.10       |
| 11/25     | 11/19/2025       | 25579        | 745           | Carrie McDole         | 9076           | 1                | 001-513-440        | .00            | 750.00         | 750.00       |
| 11/25     | 11/19/2025       | 25580        | 744           | Caselle LLC           | INV-13032      | 1                | 001-513-340        | .00            | 1,747.31       | 1,747.31     |
| 11/25     | 11/19/2025       | 25580        | 744           | Caselle LLC           | INV-13032      | 2                | 001-519-340        | .00            | 1,747.31       | 1,747.31     |
| 11/25     | 11/19/2025       | 25580        | 744           | Caselle LLC           | INV-13032      | 3                | 001-541-340        | .00            | 1,747.31       | 1,747.31     |
| 11/25     | 11/19/2025       | 25580        | 744           | Caselle LLC           | INV-13032      | 4                | 001-571-340        | .00            | 1,747.31       | 1,747.31     |
| 11/25     | 11/19/2025       | 25580        | 744           | Caselle LLC           | INV-13032      | 5                | 001-572-340        | .00            | 1,747.31       | 1,747.31     |
| 11/25     | 11/19/2025       | 25581        | 441           | Claudia Wynkoop       | 11192025       | 1                | 001-574-481        | .00            | 199.41         | 199.41       |
| 11/25     | 11/19/2025       | 25581        | 441           | Claudia Wynkoop       | 11192025       | 2                | 001-571-510        | .00            | 39.70          | 39.70        |
| 11/25     | 11/19/2025       | 25581        | 441           | Claudia Wynkoop       | 11192025       | 3                | 001-569-490        | .00            | 25.99          | 25.99        |
| 11/25     | 11/19/2025       | 25583        | 546           | Duke Energy           | F592253490     | 1                | 001-541-630        | .00            | 3,223.20       | 3,223.20     |
| 11/25     | 11/19/2025       | 25584        | 126           | Florida Blue          | 7876-DEC25     | 1                | 001-571-230        | .00            | 220.50         | 220.50       |
| 11/25     | 11/19/2025       | 25585        | 152           | I - Tech Support Inc. | 0063018        | 1                | 001-513-340        | .00            | 370.43         | 370.43       |
| 11/25     | 11/19/2025       | 25585        | 152           | I - Tech Support Inc. | 0063018        | 2                | 001-519-340        | .00            | 370.43         | 370.43       |
| 11/25     | 11/19/2025       | 25585        | 152           | I - Tech Support Inc. | 0063018        | 3                | 001-539-340        | .00            | 370.43         | 370.43       |
| 11/25     | 11/19/2025       | 25585        | 152           | I - Tech Support Inc. | 0063018        | 4                | 001-571-340        | .00            | 370.43         | 370.43       |
| 11/25     | 11/19/2025       | 25586        | 58            | Lake County BOCC      | OCT2025        | 1                | 001-208600         | .00            | 9,791.60       | 9,791.60     |
| 11/25     | 11/19/2025       | 25586        | 58            | Lake County BOCC      | OCT2025        | 2                | 001-208500         | .00            | 2,905.00       | 2,905.00     |
| 11/25     | 11/19/2025       | 25586        | 58            | Lake County BOCC      | OCT2025        | 3                | 001-208300         | .00            | 73,318.00      | 73,318.00    |
| 11/25     | 11/19/2025       | 25586        | 58            | Lake County BOCC      | OCT2025        | 4                | 001-208200         | .00            | 7,612.00       | 7,612.00     |
| 11/25     | 11/19/2025       | 25586        | 58            | Lake County BOCC      | OCT2025        | 5                | 001-208200         | .00            | 21,855.00      | 21,855.00    |
| 11/25     | 11/19/2025       | 25586        | 58            | Lake County BOCC      | OCT2025        | 6                | 001-208200         | .00            | 1,673.00       | 1,673.00     |
| 11/25     | 11/19/2025       | 25586        | 58            | Lake County BOCC      | OCT2025        | 7                | 001-208600         | .00            | .80            | .80          |
| 11/25     | 11/19/2025       | 25587        | 540           | Mai Yang              | 11182025       | 1                | 001-513-550        | .00            | 291.99         | 291.99       |
| 11/25     | 11/19/2025       | 25588        | 629           | Michael Leminie       | 10821          | 1                | 001-574-481        | .00            | 125.00         | 125.00       |
| 11/25     | 11/19/2025       | 25589        | 711           | Nicholas Christopher  | 11172025       | 1                | 001-520-343        | .00            | 363.15         | 363.15       |
| 11/25     | 11/19/2025       | 25590        | 610           | Peter James Ellsworth | 11122025       | 1                | 001-520-343        | .00            | 440.75         | 440.75       |
| 11/25     | 11/19/2025       | 25591        | 735           | Ron Myers             | 11082025       | 1                | 001-520-343        | .00            | 464.85         | 464.85       |

M = Manual Check, V = Void Check



| GL Period                              | Check Issue Date | Check Number | Vendor Number | Payee                             | Invoice Number | Invoice Sequence | Invoice GL Account | Discount Taken | Invoice Amount | Check Amount |
|--|------------------|--------------|---------------|-----------------------------------|----------------|------------------|--------------------|----------------|----------------|--------------|
| 11/25                                  | 11/19/2025       | 25591        | 735           | Ron Myers                         | 11132025       | 1                | 001-520-343        | .00            | 356.10         | 356.10       |
| 11/25                                  | 11/19/2025       | 25592        | 453           | Sandra Johnson                    | 11132025       | 1                | 001-574-481        | .00            | 42.42          | 42.42        |
| 11/25                                  | 11/19/2025       | 25593        | 386           | Table Top Catering                | E09546         | 2                | 001-511-491        | .00            | 282.61         | 282.61       |
| 11/25                                  | 11/19/2025       | 25595        | 228           | Terry Powers                      | M2302          | 1                | 001-572-340        | .00            | 270.00         | 270.00       |
| 11/25                                  | 11/19/2025       | 25596        | 95            | The Home Depot Credit Services    | 1024612        | 1                | 001-574-481        | .00            | 97.45          | 97.45        |
| 11/25                                  | 11/19/2025       | 25596        | 95            | The Home Depot Credit Services    | 3621001        | 1                | 001-574-481        | .00            | 102.85         | 102.85       |
| 11/25                                  | 11/19/2025       | 25596        | 95            | The Home Depot Credit Services    | 4032226        | 1                | 001-574-481        | .00            | 312.59         | 312.59       |
| 11/25                                  | 11/19/2025       | 25596        | 95            | The Home Depot Credit Services    | 5031740        | 1                | 001-522-460        | .00            | 28.32          | 28.32        |
| 11/25                                  | 11/19/2025       | 25596        | 95            | The Home Depot Credit Services    | 5616478        | 1                | 001-574-481        | .00            | 176.22         | 176.22       |
| 11/25                                  | 11/19/2025       | 25596        | 95            | The Home Depot Credit Services    | 5626639        | 1                | 001-574-481        | .00            | 56.08          | 56.08        |
| 11/25                                  | 11/19/2025       | 25596        | 95            | The Home Depot Credit Services    | 6032118        | 1                | 001-574-481        | .00            | 610.79         | 610.79       |
| 11/25                                  | 11/19/2025       | 25596        | 95            | The Home Depot Credit Services    | 7033061        | 1                | 001-574-481        | .00            | 431.43         | 431.43       |
| 11/25                                  | 11/19/2025       | 25597        | 376           | Umana Security Services, LLC      | 11122025       | 1                | 001-520-343        | .00            | 234.00         | 234.00       |
| 11/25                                  | 11/19/2025       | 25597        | 376           | Umana Security Services, LLC      | 11132025       | 1                | 001-520-343        | .00            | 234.00         | 234.00       |
| 11/25                                  | 11/19/2025       | 25599        | 125           | Vital Catalyst, LLC               | INV-2682       | 1                | 001-513-340        | .00            | 100.00         | 100.00       |
| 11/25                                  | 11/19/2025       | 25600        | 110           | Wex Bank                          | 108662568      | 1                | 001-520-524        | .00            | 37.19          | 37.19        |
| 11/25                                  | 11/19/2025       | 25600        | 110           | Wex Bank                          | 108662568      | 2                | 001-539-524        | .00            | 266.12         | 266.12       |
| 11/25                                  | 11/19/2025       | 25600        | 110           | Wex Bank                          | 108662568      | 4                | 001-572-524        | .00            | 104.38         | 104.38       |
| Total GENERAL FUND:                    |                  |              |               |                                   |                |                  |                    | .00            |                | 251,744.64   |
| <b>PARKS &amp; REC IMPACT FEE FUND</b> |                  |              |               |                                   |                |                  |                    |                |                |              |
| 11/25                                  | 11/18/2025       | 25575        | 182           | Suncoast Insulators & Specialties | QA08662        | 1                | 140-572-631        | .00            | 12,124.00      | 12,124.00    |
| Total PARKS & REC IMPACT FEE FUND:     |                  |              |               |                                   |                |                  |                    | .00            |                | 12,124.00    |
| <b>SEWER-ENTERPRISE (WASTE WATER)</b>  |                  |              |               |                                   |                |                  |                    |                |                |              |
| 11/25                                  | 11/11/2025       | 25523        | 396           | City of Clermont-Utility Dept     | 2759780        | 1                | 421-535-576        | .00            | 2,461.88       | 2,461.88     |
| 11/25                                  | 11/11/2025       | 25523        | 396           | City of Clermont-Utility Dept     | 2760860        | 1                | 421-535-576        | .00            | 471.71         | 471.71       |
| 11/25                                  | 11/11/2025       | 25528        | 27            | Duke Energy                       | 8420-12/01/2   | 1                | 421-535-430        | .00            | 63.26          | 63.26        |
| 11/25                                  | 11/11/2025       | 25537        | 57            | Lake Apopka Natural Gas District  | 3337-OCT25     | 1                | 421-535-430        | .00            | 70.40          | 70.40        |
| 11/25                                  | 11/19/2025       | 25580        | 744           | Caselle LLC                       | INV-13032      | 6                | 421-535-340        | .00            | 1,747.31       | 1,747.31     |
| Total SEWER-ENTERPRISE (WASTE WATER):  |                  |              |               |                                   |                |                  |                    | .00            |                | 4,814.56     |
| <b>WATER</b>                           |                  |              |               |                                   |                |                  |                    |                |                |              |
| 11/25                                  | 11/11/2025       | 25518        | 737           | Annia Castro                      | 25-0107        | 2                | 400-533-460        | .00            | 144.00         | 144.00       |
| 11/25                                  | 11/11/2025       | 25522        | 81            | Central Florida Water Testing LLC | INV-2503381    | 1                | 400-533-340        | .00            | 277.00         | 277.00       |
| 11/25                                  | 11/11/2025       | 25522        | 81            | Central Florida Water Testing LLC | INV-2503391    | 1                | 400-533-340        | .00            | 847.00         | 847.00       |

M = Manual Check, V = Void Check

| GL Period | Check Issue Date | Check Number | Vendor Number | Payee                             | Invoice Number | Invoice Sequence | Invoice GL Account | Discount Taken | Invoice Amount | Check Amount |
|-----------|------------------|--------------|---------------|-----------------------------------|----------------|------------------|--------------------|----------------|----------------|--------------|
| 11/25     | 11/11/2025       | 25525        | 22            | Comcast                           | 3222-Oct25     | 1                | 400-533-411        | .00            | 316.60         | 316.60       |
| 11/25     | 11/11/2025       | 25525        | 22            | Comcast                           | 3446-Oct25     | 1                | 400-533-411        | .00            | 314.85         | 314.85       |
| 11/25     | 11/11/2025       | 25526        | 24            | Dave Symonds & Associates         | 35733          | 1                | 400-533-520        | .00            | 864.18         | 864.18       |
| 11/25     | 11/11/2025       | 25527        | 430           | Deanco Building Solutions, Inc    | 152307         | 2                | 400-533-340        | .00            | 50.00          | 50.00        |
| 11/25     | 11/11/2025       | 25528        | 27            | Duke Energy                       | 1794-12/01/2   | 1                | 400-533-430        | .00            | 2,512.95       | 2,512.95     |
| 11/25     | 11/11/2025       | 25528        | 27            | Duke Energy                       | 2018-12/01/2   | 1                | 400-533-430        | .00            | 430.91         | 430.91       |
| 11/25     | 11/11/2025       | 25528        | 27            | Duke Energy                       | 2282-12/01/2   | 1                | 400-533-430        | .00            | 391.25         | 391.25       |
| 11/25     | 11/11/2025       | 25528        | 27            | Duke Energy                       | 2711-12/01/2   | 1                | 400-533-430        | .00            | 211.97         | 211.97       |
| 11/25     | 11/11/2025       | 25528        | 27            | Duke Energy                       | 3461-12/01/2   | 1                | 400-533-430        | .00            | 186.70         | 186.70       |
| 11/25     | 11/11/2025       | 25528        | 27            | Duke Energy                       | 4656-12/01/2   | 1                | 400-533-430        | .00            | 196.98         | 196.98       |
| 11/25     | 11/11/2025       | 25528        | 27            | Duke Energy                       | 4870-12/01/2   | 1                | 400-533-430        | .00            | 223.79         | 223.79       |
| 11/25     | 11/11/2025       | 25528        | 27            | Duke Energy                       | 5223-12/01/2   | 1                | 400-533-430        | .00            | 26.93          | 26.93        |
| 11/25     | 11/11/2025       | 25528        | 27            | Duke Energy                       | 6868-12/01/2   | 1                | 400-533-430        | .00            | 60.49          | 60.49        |
| 11/25     | 11/11/2025       | 25528        | 27            | Duke Energy                       | 9320-12/01/2   | 1                | 400-533-430        | .00            | 776.77         | 776.77       |
| 11/25     | 11/11/2025       | 25528        | 27            | Duke Energy                       | 9445-12/01/2   | 1                | 400-533-430        | .00            | 78.69          | 78.69        |
| 11/25     | 11/11/2025       | 25532        | 37            | Florida Municipal Insurance Trust | 2526-0391-Q    | 13               | 400-533-450        | .00            | 15,188.80      | 15,188.80    |
| 11/25     | 11/11/2025       | 25535        | 206           | Hawkins, Inc                      | 7251369        | 1                | 400-533-520        | .00            | 162.42         | 162.42       |
| 11/25     | 11/11/2025       | 25535        | 206           | Hawkins, Inc                      | 7251369        | 2                | 400-533-520        | .00            | 26.50          | 26.50        |
| 11/25     | 11/11/2025       | 25537        | 57            | Lake Apopka Natural Gas District  | 4959-OCT25     | 1                | 400-533-430        | .00            | 29.68          | 29.68        |
| 11/25     | 11/11/2025       | 25545        | 80            | Pitney Bowes Global Financial     | 3107483899     | 1                | 400-533-440        | .00            | 174.36         | 174.36       |
| 11/25     | 11/11/2025       | 25547        | 406           | Ricoh USA, Inc                    | 5072267222     | 2                | 400-533-340        | .00            | 46.31          | 46.31        |
| 11/25     | 11/11/2025       | 25550        | 112           | Summit Broadband                  | 1024546520     | 4                | 400-533-411        | .00            | 125.00         | 125.00       |
| 11/25     | 11/11/2025       | 25551        | 90            | Sunshine State One Call, Inc.     | PS-INV1054     | 1                | 400-533-340        | .00            | 128.43         | 128.43       |
| 11/25     | 11/11/2025       | 25554        | 352           | Town of Oakland                   | 4776-OCT25     | 1                | 400-533-577        | .00            | 1,868.82       | 1,868.82     |
| 11/25     | 11/11/2025       | 25556        | 105           | Utility Service Co, Inc           | 637172         | 1                | 400-533-340        | .00            | 3,096.48       | 3,096.48     |
| 11/25     | 11/11/2025       | 25557        | 119           | Valli Information Systems, Inc    | 103084         | 1                | 400-533-340        | .00            | 1,878.53       | 1,878.53     |
| 11/25     | 11/11/2025       | 25558        | 106           | Verizon Wireless                  | 6127613272     | 3                | 400-533-410        | .00            | 36.07          | 36.07        |
| 11/25     | 11/11/2025       | 25558        | 106           | Verizon Wireless                  | 6127613272     | 5                | 400-533-410        | .00            | 37.45          | 37.45        |
| 11/25     | 11/11/2025       | 25558        | 106           | Verizon Wireless                  | 6127613272     | 8                | 400-533-410        | .00            | 37.45          | 37.45        |
| 11/25     | 11/13/2025       | 25571        | 266           | FDOT                              | N6980893       | 1                | 400-533-490        | .00            | 7.10           | 7.10         |
| 11/25     | 11/13/2025       | 25572        | 612           | Israel Grimaldo                   | 1512           | 3                | 400-533-460        | .00            | 3,850.00       | 3,850.00     |
| 11/25     | 11/19/2025       | 25578        | 8             | Bank of America                   | 2709-Nov25     | 1                | 400-533-520        | .00            | 1,249.99       | 1,249.99     |
| 11/25     | 11/19/2025       | 25578        | 8             | Bank of America                   | 2709-Nov25     | 8                | 400-533-410        | .00            | 41.10          | 41.10        |
| 11/25     | 11/19/2025       | 25578        | 8             | Bank of America                   | 9514-Nov25     | 1                | 400-533-465        | .00            | 135.54         | 135.54       |
| 11/25     | 11/19/2025       | 25582        | 660           | Core & Main LP                    | X828515        | 1                | 400-533-460        | .00            | 1,259.00       | 1,259.00     |
| 11/25     | 11/19/2025       | 25585        | 152           | I - Tech Support Inc.             | 0063018        | 5                | 400-533-340        | .00            | 370.44         | 370.44       |
| 11/25     | 11/19/2025       | 25598        | 104           | Utility Repair Experts            | 2012           | 1                | 400-533-460        | .00            | 4,699.00       | 4,699.00     |
| 11/25     | 11/19/2025       | 25600        | 110           | Wex Bank                          | 108662568      | 3                | 400-533-524        | .00            | 235.85         | 235.85       |

M = Manual Check, V = Void Check

| GL Period     | Check Issue Date | Check Number | Vendor Number | Payee | Invoice Number | Invoice Sequence | Invoice GL Account | Discount Taken | Invoice Amount | Check Amount |
|---------------|------------------|--------------|---------------|-------|----------------|------------------|--------------------|----------------|----------------|--------------|
| Total WATER:  |                  |              |               |       |                |                  |                    | .00            | 42,595.38      |              |
| Grand Totals: |                  |              |               |       |                |                  |                    | .00            | 412,781.91     |              |

Summary by General Ledger Account Number

| GL Account  | Debit     | Credit      | Proof       |
|-------------|-----------|-------------|-------------|
| 001-202000  | 732.79    | 252,477.43- | 251,744.64- |
| 001-202400  | 20.00     | .00         | 20.00       |
| 001-202600  | 1,730.00  | .00         | 1,730.00    |
| 001-208200  | 31,140.00 | .00         | 31,140.00   |
| 001-208300  | 73,318.00 | .00         | 73,318.00   |
| 001-208500  | 2,905.00  | .00         | 2,905.00    |
| 001-208600  | 9,792.40  | .00         | 9,792.40    |
| 001-511-450 | 2,068.82  | .00         | 2,068.82    |
| 001-511-460 | 6,492.73  | .00         | 6,492.73    |
| 001-511-490 | 132.53    | .00         | 132.53      |
| 001-511-491 | 282.61    | .00         | 282.61      |
| 001-511-510 | 48.40     | .00         | 48.40       |
| 001-511-540 | 664.00    | .00         | 664.00      |
| 001-513-340 | 2,352.14  | .00         | 2,352.14    |
| 001-513-400 | 25.76     | .00         | 25.76       |
| 001-513-410 | 118.54    | .00         | 118.54      |
| 001-513-411 | 125.00    | .00         | 125.00      |
| 001-513-430 | 482.14    | .00         | 482.14      |
| 001-513-440 | 750.00    | .00         | 750.00      |
| 001-513-450 | 4,910.17  | .00         | 4,910.17    |
| 001-513-460 | 6,455.00  | .00         | 6,455.00    |
| 001-513-470 | .00       | 100.00-     | 100.00-     |
| 001-513-510 | 77.96     | .00         | 77.96       |
| 001-513-550 | 1,511.99  | .00         | 1,511.99    |
| 001-514-310 | 2,375.00  | .00         | 2,375.00    |
| 001-519-310 | 4,630.00  | .00         | 4,630.00    |
| 001-519-340 | 2,117.74  | .00         | 2,117.74    |
| 001-519-350 | 248.06    | .00         | 248.06      |

M = Manual Check, V = Void Check

| GL Account  | Debit     | Credit | Proof     |
|-------------|-----------|--------|-----------|
| 001-519-410 | 37.45     | .00    | 37.45     |
| 001-519-411 | 125.00    | .00    | 125.00    |
| 001-519-450 | 1,374.85  | .00    | 1,374.85  |
| 001-519-490 | 240.31    | .00    | 240.31    |
| 001-519-510 | 126.23    | .00    | 126.23    |
| 001-520-343 | 7,641.70  | .00    | 7,641.70  |
| 001-520-410 | 37.45     | .00    | 37.45     |
| 001-520-411 | 643.20    | .00    | 643.20    |
| 001-520-430 | 302.53    | .00    | 302.53    |
| 001-520-450 | 502.81    | .00    | 502.81    |
| 001-520-460 | 539.60    | .00    | 539.60    |
| 001-520-524 | 37.19     | .00    | 37.19     |
| 001-522-450 | 1,885.37  | .00    | 1,885.37  |
| 001-522-460 | 28.32     | .00    | 28.32     |
| 001-524-313 | 144.00    | .00    | 144.00    |
| 001-524-450 | 838.09    | .00    | 838.09    |
| 001-534-340 | 26,399.98 | .00    | 26,399.98 |
| 001-539-340 | 370.43    | .00    | 370.43    |
| 001-539-410 | 37.45     | .00    | 37.45     |
| 001-539-430 | 305.13    | .00    | 305.13    |
| 001-539-450 | 2,042.10  | .00    | 2,042.10  |
| 001-539-460 | 1,650.00  | .00    | 1,650.00  |
| 001-539-524 | 266.12    | .00    | 266.12    |
| 001-541-340 | 5,458.01  | .00    | 5,458.01  |
| 001-541-430 | 18.33     | .00    | 18.33     |
| 001-541-431 | 4,558.33  | .00    | 4,558.33  |
| 001-541-450 | 2,435.36  | .00    | 2,435.36  |
| 001-541-460 | 23.51     | .00    | 23.51     |
| 001-541-462 | 105.00    | .00    | 105.00    |
| 001-541-630 | 3,223.20  | .00    | 3,223.20  |
| 001-569-450 | 680.88    | .00    | 680.88    |
| 001-569-490 | 25.99     | .00    | 25.99     |
| 001-571-230 | 268.80    | .00    | 268.80    |
| 001-571-340 | 2,262.05  | .00    | 2,262.05  |
| 001-571-420 | 7.47      | .00    | 7.47      |
| 001-571-430 | 833.31    | .00    | 833.31    |
| 001-571-450 | 2,147.25  | .00    | 2,147.25  |
| 001-571-460 | 3,098.00  | .00    | 3,098.00  |
| 001-571-510 | 39.70     | .00    | 39.70     |
| 001-571-521 | 315.00    | .00    | 315.00    |

M = Manual Check, V = Void Check

| GL Account  | Debit     | Credit     | Proof      |
|-------------|-----------|------------|------------|
| 001-571-660 | 623.17    | 317.79-    | 305.38     |
| 001-572-340 | 4,142.66  | .00        | 4,142.66   |
| 001-572-345 | 4,198.95  | .00        | 4,198.95   |
| 001-572-411 | 160.68    | .00        | 160.68     |
| 001-572-430 | 254.38    | .00        | 254.38     |
| 001-572-450 | 5,694.70  | .00        | 5,694.70   |
| 001-572-460 | 134.40    | .00        | 134.40     |
| 001-572-524 | 104.38    | .00        | 104.38     |
| 001-574-450 | 668.80    | .00        | 668.80     |
| 001-574-481 | 10,447.82 | 315.00-    | 10,132.82  |
| 001-574-485 | 198.00    | .00        | 198.00     |
| 140-202000  | .00       | 12,124.00- | 12,124.00- |
| 140-572-631 | 12,124.00 | .00        | 12,124.00  |
| 170-202000  | .00       | 17,049.33- | 17,049.33- |
| 170-571-605 | 17,049.33 | .00        | 17,049.33  |
| 400-202000  | .00       | 42,595.38- | 42,595.38- |
| 400-533-340 | 6,694.19  | .00        | 6,694.19   |
| 400-533-410 | 152.07    | .00        | 152.07     |
| 400-533-411 | 756.45    | .00        | 756.45     |
| 400-533-430 | 5,127.11  | .00        | 5,127.11   |
| 400-533-440 | 174.36    | .00        | 174.36     |
| 400-533-450 | 15,188.80 | .00        | 15,188.80  |
| 400-533-460 | 9,952.00  | .00        | 9,952.00   |
| 400-533-465 | 135.54    | .00        | 135.54     |
| 400-533-490 | 7.10      | .00        | 7.10       |
| 400-533-520 | 2,303.09  | .00        | 2,303.09   |
| 400-533-524 | 235.85    | .00        | 235.85     |
| 400-533-577 | 1,868.82  | .00        | 1,868.82   |
| 421-202000  | .00       | 4,814.56-  | 4,814.56-  |
| 421-535-340 | 1,747.31  | .00        | 1,747.31   |
| 421-535-430 | 133.66    | .00        | 133.66     |
| 421-535-576 | 2,933.59  | .00        | 2,933.59   |
| 430-202000  | .00       | 69,461.80- | 69,461.80- |
| 430-533-635 | 69,461.80 | .00        | 69,461.80  |
| 500-202000  | .00       | 2,555.60-  | 2,555.60-  |
| 500-571-605 | 2,555.60  | .00        | 2,555.60   |
| 999-101700  | 12,436.60 | .00        | 12,436.60  |
| 999-202000  | .00       | 12,436.60- | 12,436.60- |

M = Manual Check, V = Void Check

---

| GL Account    | Debit      | Credit      | Proof |
|---------------|------------|-------------|-------|
| Grand Totals: | 414,247.49 | 414,247.49- | .00   |

---

---

Dated: \_\_\_\_\_

Mayor: \_\_\_\_\_

City Council: \_\_\_\_\_

\_\_\_\_\_

\_\_\_\_\_

\_\_\_\_\_

\_\_\_\_\_

\_\_\_\_\_

City Recorder: \_\_\_\_\_

---

Report Criteria:  
Report type: GL detail  
Check.Type = {<>} "Adjustment"

---

M = Manual Check, V = Void Check