

**Cash Balance Finance Report
And
Budget to Actual Report
2024-2025**

**Date of Report: October 07, 2025
Report Beginning Period: September 01, 2025
Report Ending Period: September 30, 2025**

**Prepared by: Mai Yang, Finance Director
Reviewed by: Paul Larino, Town Manager**

Table of Contents

Cash Summary.....	3
Revenues September 2024-2025	8
Expenditures September 2024-2025.....	23
Bank Reconciliation September 2025.....	44
Bank Statement September 2025 #5217	46
Bank Statement September 2025 #7890	55
Payroll Check Register September 2025.....	59
AP Check Register September 2025	61

Cash Summary

Available Bank Cash - Fund Account: **\$3,701,979.32**

Fund Cash:

Restricted Funds: **\$2,911,102.89**

Unrestricted Funds: **\$790,876.43**

Total Cash: **\$3,701,979.32**

TOWN OF MONTVERDE
FINANCE CASH REPORT AS OF: FY September 2025 - September 2025

Book and Cash Account

Operating Cash Account 1 and 2:

Beginning Bank Balance	\$4,483,097.46
Revenues	\$282,437.19
Expenditures	\$822,825.68
Ending Bank Balance	\$3,942,708.97
Pending/Outstanding Liabilities	\$240,729.65
Available Cash	\$3,701,979.32

Total Cash Account: \$3,701,979.32

Restricted Funds:

Parks & Recreation Impact Fee Fund	-\$305,341.88
Fire Protection Impact Fee Fund	\$0.00
Road & Street Impact Fee Fund	-\$42,996.14
Administrative Impact Fee Fund	\$158,377.37
Water Impact Fee Fund	\$874,064.89

Water Deposit	\$160,488.05
Water Cash	\$1,786,786.24

ARPA	\$0.00
Remaining County ARPA	\$0.00
Capital Projects Appropriations	\$151,000.00
One Half Cent Sales Tax (Transportation Fee)	\$118,652.36
Police	\$6,436.00
Historical	\$3,636.00

Restricted Funds Total: \$2,911,102.89

Available Unrestricted Funds for General Account: \$790,876.43

Budget to Actual Summary

Total Reporting Months in this Report:	12 OF 12
Percentage of the Budget Year:	100.0%

Revenues – General Fund

General Revenue Budgeted:	\$3,453,134.01
General Revenue Budget Received YTD:	\$2,856,413.63
Percentage of Budget Received:	82.72%
Remaining Revenue to be Received in FY 2025:	\$596,720.38

Expenditures – General Fund

General Fund Expenditures Budgeted:	\$3,453,134.01
General Fund Expenditures Expended YTD:	\$3,021,614.36
Percentage of Budget Expended:	87.50%
Remaining General Fund Budgeted to Expend:	\$431,519.65

Revenues – Water Fund

Water Revenue Budgeted:	\$1,039,100.00
Water Revenue Budget Received YTD:	\$1,289,079.20
Percentage of Budget Received:	124.06%
Remaining Revenue to be Received in FY 2025:	(\$249,979.20)

Budget to Actual Summary

Expenditures – Water Fund

Water Fund Expenditures Budgeted:	\$1,039,100.00
Water Fund Expenditures Expended YTD:	\$831,294.28
Percentage of Budget Expended:	80.00%
Remaining Water Fund Budgeted to Expend:	\$207,805.72

Revenues – Sewer Fund

Sewer Revenue Budgeted:	\$183,325.00
Sewer Revenue Budget Received YTD:	\$202,429.75
Percentage of Budget Received:	110.42%
Remaining Revenue to be Received in FY 2025:	(\$19,104.75)

Expenditures – Sewer Fund

Sewer Fund Expenditures Budgeted:	\$183,325.00
Sewer Fund Expenditures Expended YTD:	\$127,249.00
Percentage of Budget Expended:	69.41%
Remaining Water Fund Budgeted to Expend:	\$56,076.00

Budget to Actual Summary

Revenues – Capital Fund

Capital Revenue Budgeted:	\$44,163,701.36
Capital Revenue Budget Received YTD:	\$2,493,250.88
Percentage of Budget Received:	5.65%
Remaining Revenue to be Received in FY 2025:	\$41,670,450.48

Expenditures – Capital Fund

Capital Fund Expenditures Budgeted:	\$44,163,701.36
Capital Fund Expenditures Expended YTD:	\$2,709,206.98
Percentage of Budget Expended:	6.13%
Remaining Capital Fund Budgeted to Expend:	\$41,454,494.38

Account Number	Account Title	2025 September Actual	YTD Actual	2024-25 Current year Budget	2024-25 Amended year Budget	Revenue to be Received	% Of Budget
GENERAL FUND							
001-311100	Ad Valorem Taxes	.00	579,040.57	600,164.00	600,164.00	21,123.43	96.48%
001-311200	Delinquent Ad Valorem Taxes	.00	.00	10.00	10.00	10.00	.00
001-312410	Local Option Gas Tax	6,007.15	63,981.73	75,000.00	75,000.00	11,018.27	85.31%
001-312600	Discretionary Tax	14,447.89	209,273.06	190,000.00	190,000.00	19,273.06	110.14%
001-314100	Electric Service Tax	16,837.01	120,297.37	92,000.00	92,000.00	28,297.37	130.76%
001-314400	Natural Gas Service Tax	885.77	5,648.91	4,600.00	4,600.00	1,048.91	122.80%
001-315100	Communications Service Tax	7,068.64	80,034.17	66,000.01	66,000.01	14,034.16	121.26%
001-316100	Prof. & Occup. License Tax	.00	.00	50.00	50.00	50.00	.00
001-323100	Electricity Franchise	24,321.31	185,357.97	150,000.00	150,000.00	35,357.97	123.57%
001-323400	Gas Franchise	543.00	6,733.47	4,200.00	4,200.00	2,533.47	160.32%
001-329504	Permit Fire Reivew Fee	.00	932.10	1,000.00	1,000.00	67.90	93.21%
001-329505	Reinspection Fees	225.00	5,400.00	20,000.00	20,000.00	14,600.00	27.00%
001-329506	Plan Review	11,312.68	144,233.98	150,000.00	150,000.00	5,766.02	96.16%
001-329507	Building Permit Fees	18,709.29	380,336.96	375,000.00	481,000.00	100,663.04	79.07%
001-329508	Administrative Fee	4,640.02	139,135.19	125,000.00	125,000.00	14,135.19	111.31%
001-329509	State Permit Surcharge	431.00	12,845.46	13,000.00	13,000.00	154.54	98.81%
001-329510	Zoning/Permit Appl Fees	3,145.00	27,623.63	20,000.00	20,000.00	7,623.63	138.12%
001-329515	Row Utilization Fees	250.00	1,250.00	1,500.00	1,500.00	250.00	83.33%
001-335150	Alcoholic Beverage License	.00	223.74	500.00	500.00	276.26	44.75%
001-335180	1/2 Cent Sales Tax	10,967.92	118,652.36	130,000.00	130,000.00	11,347.64	91.27%
001-335190	State Revenue Sharing	7,127.32	70,044.52	65,000.00	65,000.00	5,044.52	107.76%
001-337700	Grants & Donations	.00	.00	500.00	500.00	500.00	.00
001-338000	Library Interlocal w/ Lake Co	.00	39,137.30	35,000.00	35,000.00	4,137.30	111.82%
001-338100	One Cent Gas Tax - Lake Co.	652.67	7,340.36	6,500.00	6,500.00	840.36	112.93%
001-341210	Notary, Copy, Fax Fees	1,760.34	11,585.75	250.00	250.00	11,335.75	4634.30%
001-341215	Public Record Requests	.00	76.05	50.00	50.00	26.05	152.10%
001-341220	Mva Traffic Signal Maintenance	.00	.00	2,300.00	2,300.00	2,300.00	.00
001-341500	Lien Search Charge	100.00	1,000.00	1,500.00	1,500.00	500.00	66.67%
001-343400	Garbage Service Charges	29,457.06	334,029.94	295,000.00	295,000.00	39,029.94	113.23%
001-343410	Garbage Late Fee	219.23	2,546.34	1,200.00	1,200.00	1,346.34	212.20%
001-347220	Montverde Day	175.00	63,188.25	50,000.00	50,000.00	13,188.25	126.38%
001-347230	Easter Event	.00	.00	50.00	50.00	50.00	.00
001-347240	Light Up Montverde	.00	.00	50.00	50.00	50.00	.00
001-347254	Special Events	.00	.00	.00	25,000.00	25,000.00	.00
001-347261	License Plate Revenue	.00	15.00	100.00	100.00	85.00	15.00%
001-351100	Court Fines - Dept Hwy Safety	376.21	4,696.71	3,800.00	3,800.00	896.71	123.60%
001-352100	Library Fines	.00	257.40	150.00	150.00	107.40	171.60%
001-354200	Code Compliance Fines	1,500.00	3,276.00	15,000.00	15,000.00	11,724.00	21.84%
001-361000	FEMA - Revenue	.00	25.00	.00	265,000.00	264,975.00	0.01%
001-361002	Insurance -	.00	62,846.29	.00	230,000.00	167,153.71	27.32%
001-361100	Interest Earnings	1,985.63	94,004.90	16,000.00	16,000.00	78,004.90	587.53%
001-362100	17406 7Th Street Rental	1,345.14	12,318.71	14,000.00	14,000.00	1,681.29	87.99%
001-362260	Rental Income - Cell Tower	.00	43,758.41	41,000.00	41,000.00	2,758.41	106.73%
001-362300	Post Office Rental Revenue	1,663.75	19,965.00	18,100.00	18,100.00	1,865.00	110.30%
001-364100	Asset Sales (Equip/Veh/Mchnry)	.00	.00	50,000.00	50,000.00	50,000.00	.00
001-366000	Donations	.00	2,753.66	.00	.00	2,753.66	.00
001-366240	Community Building Rental	.00	.00	3,500.00	3,500.00	3,500.00	.00
001-366245	Contributions To Cemetry	.00	225.00	50.00	50.00	175.00	450.00%
001-369900	Other Revenues	50.00	2,322.37	40,000.00	40,000.00	37,677.63	5.81%
001-381200	Bal Fwd Fund Appropriation	.00	.00	150,000.00	150,000.00	150,000.00	.00
001-388800	Library Book Sales	.00	.00	10.00	10.00	10.00	.00
Total Revenue:		166,204.03	2,856,413.63	2,827,134.01	3,453,134.01	596,720.38	82.72%
GENERAL FUND Revenue Total:		166,204.03	2,856,413.63	2,827,134.01	3,453,134.01	596,720.38	82.72%

Account Number	Account Title	2025 September Actual	YTD Actual	2024-25 Current year Budget	2024-25 Amended year Budget	Revenue to be Received	% Of Budget
	Net Total GENERAL FUND:	166,204.03	2,856,413.63	2,827,134.01	3,453,134.01	596,720.38	82.72%

Account Number	Account Title	2025 September Actual	YTD Actual	2024-25 Current year Budget	2024-25 Amended year Budget	Revenue to be Received	% Of Budget
PARKS & REC IMPACT FEE FUND							
140-347200	Impact Fee Revenue	913.64	48,435.31	65,000.00	65,000.00	16,564.69	74.52%
140-347201	Fund Balance Forward	.00	.00	92,000.00	217,000.00	217,000.00	.00
Total Revenue:		913.64	48,435.31	157,000.00	282,000.00	233,564.69	17.18%
PARKS & REC IMPACT FEE FUND Revenue Total:		913.64	48,435.31	157,000.00	282,000.00	233,564.69	17.18%
Net Total PARKS & REC IMPACT FEE FUND:		913.64	48,435.31	157,000.00	282,000.00	233,564.69	17.18%

Account Number	Account Title	2025 September Actual	YTD Actual	2024-25 Current year Budget	2024-25 Amended year Budget	Revenue to be Received	% Of Budget
ROAD & STREET IMPACT FEE FUND							
160-324218	Road & Streets Impact Fees	821.65	47,876.88	75,000.00	75,000.00	27,123.12	63.84%
160-324219	Road & Streets Impact Fees	.00	.00	50,000.00	50,000.00	50,000.00	.00
Total Revenue:		821.65	47,876.88	125,000.00	125,000.00	77,123.12	38.30%
ROAD & STREET IMPACT FEE FUND Revenue Total:		821.65	47,876.88	125,000.00	125,000.00	77,123.12	38.30%
Net Total ROAD & STREET IMPACT FEE FUND:		821.65	47,876.88	125,000.00	125,000.00	77,123.12	38.30%

Account Number	Account Title	2025 September Actual	YTD Actual	2024-25 Current year Budget	2024-25 Amended year Budget	Revenue to be Received	% Of Budget
ADMINISTRATIVE IMPACT FEE FUND							
170-324250	Admin Impact Fee - Library	4,006.41	126,981.79	50,000.00	50,000.00	76,981.79-	253.96%
170-324251	Admin Impact Fee Library C Fwd	.00	.00	240,000.00	440,000.00	440,000.00	.00
Total Revenue:		4,006.41	126,981.79	290,000.00	490,000.00	363,018.21	25.91%
ADMINISTRATIVE IMPACT FEE FUND Revenue Total:		4,006.41	126,981.79	290,000.00	490,000.00	363,018.21	25.91%
Net Total ADMINISTRATIVE IMPACT FEE FUND:		4,006.41	126,981.79	290,000.00	490,000.00	363,018.21	25.91%

Account Number	Account Title	2025 September Actual	YTD Actual	2024-25 Current year Budget	2024-25 Amended year Budget	Revenue to be Received	% Of Budget
CAPITAL - BOAT RAMP							
330-334700	State DEP Grant	.00	.00	300,000.00	300,000.00	300,000.00	.00
330-334710	Stormwater Grants	.00	.00	100,000.00	100,000.00	100,000.00	.00
330-334711	LCWA Grant - Boat Ramp	.00	.00	80,000.00	80,000.00	80,000.00	.00
Total Revenue:		.00	.00	480,000.00	480,000.00	480,000.00	.00
CAPITAL - BOAT RAMP Revenue Total:		.00	.00	480,000.00	480,000.00	480,000.00	.00
Net Total CAPITAL - BOAT RAMP:		.00	.00	480,000.00	480,000.00	480,000.00	.00

Account Number	Account Title	2025 September Actual	YTD Actual	2024-25 Current year Budget	2024-25 Amended year Budget	Revenue to be Received	% Of Budget
CAPITAL - LEAD SERVICE LINE							
341-334310	State DEP Grant	.00	147,000.00	.00	86,487.00	60,513.00-	169.97%
Total Revenue:		.00	147,000.00	.00	86,487.00	60,513.00-	169.97%
CAPITAL - LEAD SERVICE LINE Revenue Total:		.00	147,000.00	.00	86,487.00	60,513.00-	169.97%
Net Total CAPITAL - LEAD SERVICE LINE:		.00	147,000.00	.00	86,487.00	60,513.00-	169.97%

Account Number	Account Title	2025 September Actual	YTD Actual	2024-25 Current year Budget	2024-25 Amended year Budget	Revenue to be Received	% Of Budget
FOSGATE TRAIL CONNECTION							
370-336000	Developer Donations Carry Fwd	.00	.00	100,000.00	100,000.00	100,000.00	.00
	Total Revenue:	.00	.00	100,000.00	100,000.00	100,000.00	.00
	FOSGATE TRAIL CONNECTION Revenue Total:	.00	.00	100,000.00	100,000.00	100,000.00	.00
	Net Total FOSGATE TRAIL CONNECTION:	.00	.00	100,000.00	100,000.00	100,000.00	.00

Account Number	Account Title	2025 September Actual	YTD Actual	2024-25 Current year Budget	2024-25 Amended year Budget	Revenue to be Received	% Of Budget
WATER							
400-343300	Water Service Chrgs - Potable	45,535.08	550,594.47	565,000.00	565,000.00	14,405.53	97.45%
400-343301	Bulk Water Sales	650.00-	18,612.14	4,500.00	4,500.00	14,112.14-	413.60%
400-343310	Irrigation Water Service Chrgs	28,867.13	324,663.66	175,000.00	175,000.00	149,663.66-	185.52%
400-343330	Administrative Fee	1,137.23	20,110.79	15,000.00	15,000.00	5,110.79-	134.07%
400-343331	Water Meter Install Charges	4,200.00	224,700.00	175,000.00	175,000.00	49,700.00-	128.40%
400-343390	Water Late Fees	553.92	8,004.48	4,000.00	4,000.00	4,004.48-	200.11%
400-343600	Surcharge	2,235.45	30,011.12	.00	.00	30,011.12-	.00
400-361100	Interest Earnings	850.99	12,382.54	500.00	500.00	11,882.54-	2476.51%
400-369900	Other Revenues	.00	100,000.00	100,100.00	100,100.00	100.00	99.90%
Total Revenue:		82,729.80	1,289,079.20	1,039,100.00	1,039,100.00	249,979.20-	124.06%
WATER Revenue Total:		82,729.80	1,289,079.20	1,039,100.00	1,039,100.00	249,979.20-	124.06%
Net Total WATER:		82,729.80	1,289,079.20	1,039,100.00	1,039,100.00	249,979.20-	124.06%

Account Number	Account Title	2025 September Actual	YTD Actual	2024-25 Current year Budget	2024-25 Amended year Budget	Revenue to be Received	% Of Budget
WATER IMPACT FEE FUND							
410-324210	Water Impact Fees	.00	32,897.70	300,000.00	300,000.00	267,102.30	10.97%
410-324211	Water Impact Fees - Carry Fwd	.00	.00	624,000.00	624,000.00	624,000.00	.00
Total Revenue:		.00	32,897.70	924,000.00	924,000.00	891,102.30	3.56%
WATER IMPACT FEE FUND Revenue Total:		.00	32,897.70	924,000.00	924,000.00	891,102.30	3.56%
Net Total WATER IMPACT FEE FUND:		.00	32,897.70	924,000.00	924,000.00	891,102.30	3.56%

Account Number	Account Title	2025 September Actual	YTD Actual	2024-25 Current year Budget	2024-25 Amended year Budget	Revenue to be Received	% Of Budget
CAPITAL-WATER ENTERPRISE							
420-334311	SHAFI Grant	.00	.00	12,970,000.00	12,970,000.00	12,970,000.00	.00
Total Revenue:		.00	.00	12,970,000.00	12,970,000.00	12,970,000.00	.00
CAPITAL-WATER ENTERPRISE Revenue Total:		.00	.00	12,970,000.00	12,970,000.00	12,970,000.00	.00
Net Total CAPITAL-WATER ENTERPRISE:		.00	.00	12,970,000.00	12,970,000.00	12,970,000.00	.00

Account Number	Account Title	2025 September Actual	YTD Actual	2024-25 Current year Budget	2024-25 Amended year Budget	Revenue to be Received	% Of Budget
SEWER-ENTERPRISE (WASTE WATER)							
421-343307	Sewer Connection Fees	850.00	38,250.00	50,000.00	50,000.00	11,750.00	76.50%
421-343320	Sewer Service Charge	15,145.31	164,312.80	120,000.00	120,000.00	44,312.80-	136.93%
421-343390	Sewer Late Fees	146.93	1,854.80	750.00	750.00	1,104.80-	247.31%
421-343500	Surcharges Out of Town Limits	1,280.05	15,434.44	12,500.00	12,500.00	2,934.44-	123.48%
421-361100	Interest Earnings	.00	.00	25.00	25.00	25.00	.00
421-369900	Other Revenues	.00	.00	50.00	50.00	50.00	.00
Total Revenue:		17,422.29	219,852.04	183,325.00	183,325.00	36,527.04-	119.92%
SEWER-ENTERPRISE (WASTE WATER) Revenue Total:		17,422.29	219,852.04	183,325.00	183,325.00	36,527.04-	119.92%
Net Total SEWER-ENTERPRISE (WASTE WATER):		17,422.29	219,852.04	183,325.00	183,325.00	36,527.04-	119.92%

Account Number	Account Title	2025 September Actual	YTD Actual	2024-25 Current year Budget	2024-25 Amended year Budget	Revenue to be Received	% Of Budget
CAPITAL - SEWER ENTERPRISE							
422-334350	Grants - Sewer	.00	.00	19,823,318.00	19,823,318.00	19,823,318.00	.00
422-334355	Intragovernmental Carry Fwd	.00	.00	3,607,840.81	3,607,840.81	3,607,840.81	.00
422-334356	Sewer Grants (DEP)	.00	455,000.00	4,000,000.00	4,000,000.00	3,545,000.00	11.38%
Total Revenue:		.00	455,000.00	27,431,158.81	27,431,158.81	26,976,158.81	1.66%
CAPITAL - SEWER ENTERPRISE Revenue Total:		.00	455,000.00	27,431,158.81	27,431,158.81	26,976,158.81	1.66%
Net Total CAPITAL - SEWER ENTERPRISE:		.00	455,000.00	27,431,158.81	27,431,158.81	26,976,158.81	1.66%

Account Number	Account Title	2025 September Actual	YTD Actual	2024-25 Current year Budget	2024-25 Amended year Budget	Revenue to be Received	% Of Budget
CAPITAL - STORM WATER							
430-334360	Grants	.00	.00	375,000.00	375,000.00	375,000.00	.00
430-334361	State Appropriation	.00	.00	1,500,000.00	1,500,000.00	1,500,000.00	.00
430-334362	LCWA	.00	38,587.68	.00	.00	38,587.68-	.00
430-369900	Other Revenues-Vulnerability	.00	85,000.00	.00	.00	85,000.00-	.00
Total Revenue:		.00	123,587.68	1,875,000.00	1,875,000.00	1,751,412.32	6.59%
CAPITAL - STORM WATER Revenue Total:		.00	123,587.68	1,875,000.00	1,875,000.00	1,751,412.32	6.59%
Net Total CAPITAL - STORM WATER:		.00	123,587.68	1,875,000.00	1,875,000.00	1,751,412.32	6.59%

Account Number	Account Title	2025 September Actual	YTD Actual	2024-25 Current year Budget	2024-25 Amended year Budget	Revenue to be Received	% Of Budget
CAPITAL - LIBRARY							
500-324660	Intragovernmental Grant - Lib	.00	874,465.54	895,745.20	895,745.20	21,279.66	97.62%
500-332000	MV ARPA Funds (w/ Interest)	.00	.00	425,310.35	425,310.35	425,310.35	.00
Total Revenue:		.00	874,465.54	1,321,055.55	1,321,055.55	446,590.01	66.19%
CAPITAL - LIBRARY Revenue Total:		.00	874,465.54	1,321,055.55	1,321,055.55	446,590.01	66.19%
Net Total CAPITAL - LIBRARY:		.00	874,465.54	1,321,055.55	1,321,055.55	446,590.01	66.19%
Net Grand Totals:		272,097.82	6,221,589.77	49,722,773.37	50,760,260.37	44,538,670.60	12.26%

Report Criteria:

- Accounts to include: With balances or activity
- Print Fund Titles
- Page and Total by Fund
- Include Departments: None
- Print Department Titles
- Total by Department
- Include Objects: None
- All Segments Tested for Total Breaks

Account Number	Account Title	Expanded Title	2025 September Actual	2024-25 YTD Actual	2024-25 Current year Budget	2024-25 Amended year Budget	Variance	% Of Budget
GENERAL FUND								
TOWN COUNCIL								
001-511-240	Workers Compensation		.00	378.06	666.00	666.00	287.94	56.77%
001-511-342	Council Stipends		3,283.33	36,708.71	44,500.00	44,500.00	7,791.29	82.49%
001-511-400	Travel		.00	39.94	750.00	750.00	710.06	5.33%
001-511-445	Election Expense		230.89	500.17	5,000.00	5,000.00	4,499.83	10.00%
001-511-450	Insurance		.00	8,043.55	8,690.00	8,690.00	646.45	92.56%
001-511-460	Repairs & Maintenance		790.00	790.00	100.00	100.00	690.00-	790.00%
001-511-470	Printing & Copying		.00	822.28	500.00	500.00	322.28-	164.46%
001-511-490	Other Current Charges		7.50	696.31	1,800.00	1,800.00	1,103.69	38.68%
001-511-491	Council Workshop & Comm Meals		1,018.52	13,907.06	18,000.00	18,000.00	4,092.94	77.26%
001-511-510	Office Supplies		50.31	421.86	500.00	500.00	78.14	84.37%
001-511-520	Operating Supplies		653.88	1,730.96	2,500.00	2,500.00	769.04	69.24%
001-511-521	Uniforms & Clothing		.00	1,399.72	800.00	800.00	599.72-	174.97%
001-511-540	Subscriptions & Memberships		725.00	7,321.61	4,500.00	4,500.00	2,821.61-	162.70%
001-511-550	Seminars & Training		175.00-	4,519.81	7,000.00	7,000.00	2,480.19	64.57%
001-511-551	Economic Development		750.00	750.00	750.00	750.00	.00	100.00%
Total TOWN COUNCIL:			7,334.43	78,030.04	96,056.00	96,056.00	18,025.96	81.23%
FINANCE & ADMINISTRATIVE								
001-513-120	Regular Salaries & Wages		9,786.74	119,125.44	109,561.00	109,561.00	9,564.44-	108.73%
001-513-121	Employee Christmas and Perform		550.00	12,460.06	12,500.00	12,500.00	39.94	99.68%
001-513-140	Overtime		1,027.24	5,849.25	8,500.00	8,500.00	2,650.75	68.81%
001-513-210	FICA Matching		810.31	9,981.78	8,878.67	8,878.67	1,103.11-	112.42%
001-513-220	Retirement Plan		1,930.99	23,428.76	21,000.00	21,000.00	2,428.76-	111.57%
001-513-230	Health Insurance		1,987.94	21,831.89	24,000.00	24,000.00	2,168.11	90.97%
001-513-234	Short-Term Disability		102.10	1,122.72	950.00	950.00	172.72-	118.18%
001-513-240	Workers Compensation		.00	1,055.85	1,860.00	1,860.00	804.15	56.77%
001-513-310	Professional Services		.00	4,500.00	2,500.00	2,500.00	2,000.00-	180.00%
001-513-320	Accounting & Auditing		.00	16,500.00	19,500.00	19,500.00	3,000.00	84.62%
001-513-340	Contractual Services		607.43	10,735.65	14,500.00	14,500.00	3,764.35	74.04%
001-513-400	Travel		501.70	1,154.78	1,500.00	1,500.00	345.22	76.99%
001-513-410	Telephone		263.75	2,298.52	3,000.00	3,000.00	701.48	76.62%
001-513-411	Internet		100.00	1,079.00	2,500.00	2,500.00	1,421.00	43.16%
001-513-420	Postage & Freight		738.56	4,450.38	3,000.00	3,000.00	1,450.38-	148.35%
001-513-430	Utilities		888.27	5,749.83	5,500.00	5,500.00	249.83-	104.54%
001-513-440	Rentals & Leases Building Repr		850.00	11,241.54	7,500.00	7,500.00	3,741.54-	149.89%
001-513-450	Insurance		.00	18,925.65	20,625.00	20,625.00	1,699.35	91.76%
001-513-460	Repair & Maintenance		1,656.97	12,334.95	9,500.00	9,500.00	2,834.95-	129.84%
001-513-470	Printing & Copying		1.50-	1,850.23	3,500.00	3,500.00	1,649.77	52.86%
001-513-490	Other Current Charges		121.00	2,569.74	2,500.00	2,500.00	69.74-	102.79%
001-513-492	Employee Meals & Appreciation		3.06-	2,347.56	3,500.00	3,500.00	1,152.44	67.07%
001-513-495	Bank Finance Charges		20.00	481.56	400.00	400.00	81.56-	120.39%
001-513-510	Office Supplies		605.14	2,316.63	5,000.00	5,000.00	2,683.37	46.33%
001-513-513	TM Allowance		203.08	3,124.20	4,400.00	4,400.00	1,275.80	71.00%
001-513-520	Operating Supplies		216.41	1,477.89	2,800.00	2,800.00	1,322.11	52.78%
001-513-521	Uniforms & Clothing		.00	1,137.66	1,200.00	1,200.00	62.34	94.81%
001-513-522	Small Tools & Equipment		596.44	596.44	500.00	500.00	96.44-	119.29%
001-513-540	Subscriptions, Membership		.00	1,113.40	2,900.00	2,900.00	1,786.60	38.39%
001-513-550	Seminars And Training		908.15	3,474.20	4,000.00	4,000.00	525.80	86.86%
001-513-605	Capital - Town Hall	Roof & Stone	6,942.25	130,769.41	.00	230,000.00	99,230.59	56.86%
Total FINANCE & ADMINISTRATIVE:			31,409.91	435,084.97	307,574.67	537,574.67	102,489.70	80.93%

Account Number	Account Title	Expanded Title	2025 September Actual	2024-25 YTD Actual	2024-25 Current year Budget	2024-25 Amended year Budget	Variance	% Of Budget
LEGAL COUNSEL								
001-514-310	Professional Services		4,980.00	38,175.00	72,500.00	72,500.00	34,325.00	52.66%
001-514-510	Office Supplies		.00	.00	500.00	500.00	500.00	.00
Total LEGAL COUNSEL:			4,980.00	38,175.00	73,000.00	73,000.00	34,825.00	52.29%
PERMITTING								
001-519-120	Regular Salaries & Wages		8,496.19	105,636.70	100,821.00	100,821.00	4,815.70-	104.78%
001-519-140	Overtime		308.42	8,049.07	9,500.00	9,500.00	1,450.93	84.73%
001-519-210	FICA Matching		679.52	8,893.85	8,439.56	8,439.56	454.29-	105.38%
001-519-220	Retirement Plan		1,611.83	20,485.61	19,400.00	19,400.00	1,085.61-	105.60%
001-519-230	Health Insurance		2,246.01	25,784.47	23,000.00	23,000.00	2,784.47-	112.11%
001-519-234	Short-Term Disability		78.88	895.33	748.00	748.00	147.33-	119.70%
001-519-240	Workers Compensation		.00	474.57	836.00	836.00	361.43	56.77%
001-519-310	Professional Services		35,663.50	95,251.07	24,000.00	24,000.00	71,251.07-	396.88%
001-519-315	Building Official Fees		20,131.17	324,628.73	350,000.00	350,000.00	25,371.27	92.75%
001-519-340	Contractual Services-Citizense		2,245.43	41,567.70	14,000.00	14,000.00	27,567.70-	296.91%
001-519-350	Municode		.00	3,982.11	4,800.00	4,800.00	817.89	82.96%
001-519-410	Telephone		191.70	1,285.95	2,000.00	2,000.00	714.05	64.30%
001-519-411	Internet		100.00	1,078.00	2,000.00	2,000.00	922.00	53.90%
001-519-420	Postage & Freight		1,117.40	1,732.62	2,500.00	2,500.00	767.38	69.30%
001-519-440	Rentals & Leases		.00	613.68	1,200.00	1,200.00	586.32	51.14%
001-519-450	Insurance		.00	5,422.97	5,775.00	5,775.00	352.03	93.90%
001-519-470	Printing & Copying		.00	536.17	750.00	750.00	213.83	71.49%
001-519-490	Other Current Charges		.00	820.84	250.00	250.00	570.84-	328.34%
001-519-495	Bank Finance Charges		338.89	7,118.61	3,500.00	3,500.00	3,618.61-	203.39%
001-519-510	Office Supplies		383.89	1,606.12	1,500.00	1,500.00	106.12-	107.07%
001-519-513	TM Allowances		138.46	1,799.98	3,300.00	3,300.00	1,500.02	54.54%
001-519-520	Operating Supplies		.00	6,601.53	500.00	500.00	6,101.53-	1320.31%
001-519-521	Uniforms & Clothing		.00	1,093.69	250.00	250.00	843.69-	437.48%
001-519-540	Subscriptions, Membership		.00	785.82	500.00	500.00	285.82-	157.16%
001-519-550	Seminars And Training		.00	1,789.97	3,500.00	3,500.00	1,710.03	51.14%
001-519-605	Capital Equipment & Buildings		20,588.37	36,546.72	.00	106,000.00	69,453.28	34.48%
Total PERMITTING:			94,319.66	704,481.88	583,069.56	689,069.56	15,412.32-	102.24%
PUBLIC SAFETY								
001-520-240	Workers Compensation		.00	280.98	495.00	495.00	214.02	56.76%
001-520-343	Contract Srvcs Highway Patrol		12,284.35	110,671.37	100,000.00	100,000.00	10,671.37-	110.67%
001-520-344	Contract Srvcs LCSO or HP		.00	17,352.73	50,000.00	50,000.00	32,647.27	34.71%
001-520-410	Telephone		35.98	532.11	500.00	500.00	32.11-	106.42%
001-520-411	Internet		1,286.40	7,792.53	6,500.00	6,500.00	1,292.53-	119.89%
001-520-430	Utilities		326.29	2,165.52	1,600.00	1,600.00	565.52-	135.35%
001-520-442	Equipment Leases (Vehicles)		.00	13,487.40	13,500.00	13,500.00	12.60	99.91%
001-520-450	Insurance		.00	2,020.59	2,112.00	2,112.00	91.41	95.67%
001-520-460	Repair & Maintenance		.00	1,685.80	1,500.00	1,500.00	185.80-	112.39%
001-520-490	Other Current Charges		87.00	1,044.30	500.00	500.00	544.30-	208.86%
001-520-493	Volunteer Appreciation		.00	576.04	650.00	650.00	73.96	88.62%
001-520-520	Operating Supplies		.00	514.53	500.00	500.00	14.53-	102.91%
001-520-521	Uniforms & Clothing		.00	.00	500.00	500.00	500.00	.00
001-520-524	Fuel		.00	167.50	2,000.00	2,000.00	1,832.50	8.38%
Total PUBLIC SAFETY:			14,020.02	158,291.40	180,357.00	180,357.00	22,065.60	87.77%
FIRE CONTROL\POST OFFICE								
001-522-450	Insurance		.00	7,251.52	7,920.00	7,920.00	668.48	91.56%

Account Number	Account Title	Expanded Title	2025 September Actual	2024-25 YTD Actual	2024-25 Current year Budget	2024-25 Amended year Budget	Variance	% Of Budget
001-522-460	Repair & Maintenance		.00	10,646.03	10,000.00	10,000.00	646.03-	106.46%
Total FIRE CONTROLPOST OFFICE:			.00	17,897.55	17,920.00	17,920.00	22.45	99.87%
CODE COMPLIANCE								
001-524-120	Regular Salaries & Wages		486.92	6,329.96	6,430.00	6,430.00	100.04	98.44%
001-524-210	FICA Matching		39.36	516.41	491.90	491.90	24.51-	104.98%
001-524-220	Retirement Plan		141.20	1,835.60	1,864.70	1,864.70	29.10	98.44%
001-524-230	Health Insurance		61.10	725.90	1,430.00	1,430.00	704.10	50.76%
001-524-234	Short-Term Disability		4.36	52.32	122.00	122.00	69.68	42.89%
001-524-240	Workers Compensation		.00	116.37	205.00	205.00	88.63	56.77%
001-524-310	Professional Services		1,296.25	2,030.48	5,000.00	5,000.00	2,969.52	40.61%
001-524-313	Legal Service		.00	90.00	5,000.00	5,000.00	4,910.00	1.80%
001-524-420	Postage & Freight		63.38	319.58	900.00	900.00	580.42	35.51%
001-524-450	Insurance		.00	3,362.70	3,520.00	3,520.00	157.30	95.53%
001-524-490	Other Current Charges		.00	.00	250.00	250.00	250.00	.00
001-524-510	Office Supplies		.00	39.00	100.00	100.00	61.00	39.00%
001-524-513	TM ALLOWANCE		27.70	360.10	660.00	660.00	299.90	54.56%
001-524-550	Seminars And Training		.00	83.94	500.00	500.00	416.06	16.79%
Total CODE COMPLIANCE:			2,120.27	15,862.36	26,473.60	26,473.60	10,611.24	59.92%
GARBAGE/SOLID WASTE SERVICES								
001-534-340	Contractual Services		21,305.44	236,187.28	255,000.00	255,000.00	18,812.72	92.62%
001-534-490	Bad Debt		.00	.00	500.00	500.00	500.00	.00
Total GARBAGE/SOLID WASTE SERVICES:			21,305.44	236,187.28	255,500.00	255,500.00	19,312.72	92.44%
PUBLIC WORKS								
001-539-120	Regular Salaries & Wages		3,453.08	34,664.52	33,103.00	33,103.00	1,561.52-	104.72%
001-539-140	Overtime		2.42	1,194.57	4,500.00	4,500.00	3,305.43	26.55%
001-539-210	FICA Matching		268.08	2,903.06	2,876.63	2,876.63	26.43-	100.92%
001-539-220	Retirement Plan		485.46	5,144.40	5,140.91	5,140.91	3.49-	100.07%
001-539-230	Health Insurance		986.88	7,689.14	7,689.00	7,689.00	.14-	100.00%
001-539-234	Short-Term Disability		31.64	379.69	222.00	222.00	157.69-	171.03%
001-539-240	Workers Compensation		.00	454.14	800.00	800.00	345.86	56.77%
001-539-340	Contractual Services		370.43	2,815.71	3,500.00	3,500.00	684.29	80.45%
001-539-400	Travel		.00	.00	250.00	250.00	250.00	.00
001-539-410	Telephone		35.98	532.11	560.00	560.00	27.89	95.02%
001-539-430	Utilities		463.77	1,939.24	1,500.00	1,500.00	439.24-	129.28%
001-539-442	Equipment Leases (Vehicles)		.00	26,800.00	26,800.00	26,800.00	.00	100.00%
001-539-450	Insurance		.00	7,930.34	8,580.00	8,580.00	649.66	92.43%
001-539-460	Repair & Maintenance		2,750.90	9,275.01	12,000.00	12,000.00	2,724.99	77.29%
001-539-464	Hurricane Repairs		175.00	237,155.56	.00	265,000.00	27,844.44	89.49%
001-539-490	Other Current Charges		224.96	866.94	1,000.00	1,000.00	133.06	86.69%
001-539-510	Office Supplies		47.13	212.39	200.00	200.00	12.39-	106.20%
001-539-520	Operating Supplies		.00	2,890.57	2,500.00	2,500.00	390.57-	115.62%
001-539-521	Uniforms & Clothing		.00	425.86	750.00	750.00	324.14	56.78%
001-539-522	Small Tools & Equipment		.00	3,856.55	2,500.00	2,500.00	1,356.55-	154.26%
001-539-524	Fuel		190.08	4,741.84	6,000.00	6,000.00	1,258.16	79.03%
001-539-540	Subscriptions, Membership		.00	271.25	250.00	250.00	21.25-	108.50%
001-539-640	Machinery & Equipment		.00	35,000.00	35,000.00	35,000.00	.00	100.00%
Total PUBLIC WORKS:			9,485.81	387,142.89	155,721.54	420,721.54	33,578.65	92.02%

Account Number	Account Title	Expanded Title	2025 September Actual	2024-25 YTD Actual	2024-25 Current year Budget	2024-25 Amended year Budget	Variance	% Of Budget
ROAD & STREET FACILITIES								
001-541-120	Regular Salaries & Wages		2,720.52	34,466.80	35,386.00	35,386.00	919.20	97.40%
001-541-140	Overtime		47.50	1,448.46	5,000.00	5,000.00	3,551.54	28.97%
001-541-210	FICA Matching		210.86	2,914.21	3,089.53	3,089.53	175.32	94.33%
001-541-220	Retirement Plan		386.69	5,109.06	5,129.02	5,129.02	19.96	99.61%
001-541-230	Health Insurance		1,046.62	12,433.13	8,800.00	8,800.00	3,633.13-	141.29%
001-541-234	Short-Term Disability		36.92	443.04	448.00	448.00	4.96	98.89%
001-541-240	Workers Compensation		.00	340.59	600.00	600.00	259.41	56.77%
001-541-310	Professional Services		.00	405.75	2,000.00	2,000.00	1,594.25	20.29%
001-541-340	Contractual Services		.00	22,308.13	20,000.00	20,000.00	2,308.13-	111.54%
001-541-430	Utilities		47.35	1,093.72	6,500.00	6,500.00	5,406.28	16.83%
001-541-431	Street Lighting - Power		7,772.46	57,615.66	48,000.00	48,000.00	9,615.66-	120.03%
001-541-450	Insurance		.00	9,444.50	10,230.00	10,230.00	785.50	92.32%
001-541-460	Repair & Maintenance		2,850.00	9,494.32	20,000.00	20,000.00	10,505.68	47.47%
001-541-462	Lakes Drain Repair/Maintenance		1,227.00	7,947.00	7,800.00	7,800.00	147.00-	101.88%
001-541-463	Stormwater		3,283.00	3,283.00	2,500.00	2,500.00	783.00-	131.32%
001-541-490	Other Current Charges		.00	2,856.23	2,500.00	2,500.00	356.23-	114.25%
001-541-520	Operating Supplies		17.66	2,806.88	2,500.00	2,500.00	306.88-	112.28%
001-541-521	Uniforms & Clothing		.00	525.98	500.00	500.00	25.98-	105.20%
001-541-523	Decorations And Flags		.00	11,646.10	12,000.00	12,000.00	353.90	97.05%
001-541-530	Road Materials & Supplies		.00	30,100.17	12,500.00	12,500.00	17,600.17-	240.80%
001-541-630	Infrastructure-Street Repair		2,372.50	144,873.80	160,428.93	160,428.93	15,555.13	90.30%
001-541-640	Vehicle, Equipment & Machinery		.00	39,918.42	42,500.00	42,500.00	2,581.58	93.93%
Total ROAD & STREET FACILITIES:			22,019.08	401,474.95	408,411.48	408,411.48	6,936.53	98.30%
CEMETERY								
001-569-240	Workers Compensation		.00	199.83	352.00	352.00	152.17	56.77%
001-569-420	Postage & Freight		.00	1,118.24	125.00	125.00	993.24-	894.59%
001-569-450	Insurance		.00	2,684.27	2,860.00	2,860.00	175.73	93.86%
001-569-460	Repair & Maintenance		.00	.00	2,500.00	2,500.00	2,500.00	.00
001-569-490	Other Current Charges		.00	.00	250.00	250.00	250.00	.00
001-569-494	Benevolence		.00	.00	500.00	500.00	500.00	.00
001-569-510	Office Supplies		.00	.00	100.00	100.00	100.00	.00
Total CEMETERY:			.00	4,002.34	6,687.00	6,687.00	2,684.66	59.85%
LIBRARY								
001-571-120	Regular Salaries & Wages		5,430.04	70,411.33	83,100.00	83,100.00	12,688.67	84.73%
001-571-140	Overtime		.00	1,453.30	3,200.00	3,200.00	1,746.70	45.42%
001-571-210	FICA Matching		439.39	5,628.35	6,601.95	6,601.95	973.60	85.25%
001-571-220	Retirement Plan		761.84	9,877.78	10,960.10	10,960.10	1,082.32	90.12%
001-571-230	Health Insurance		277.51	3,390.47	5,000.00	5,000.00	1,609.53	67.81%
001-571-234	Short-Term Disability		46.62	559.44	770.00	770.00	210.56	72.65%
001-571-240	Workers Compensation		.00	231.03	407.00	407.00	175.97	56.76%
001-571-340	Contractual Services		457.43	5,965.01	19,000.00	19,000.00	13,034.99	31.39%
001-571-400	Travel		.00	46.48	250.00	250.00	203.52	18.59%
001-571-410	Telephone		.00	141.03	2,400.00	2,400.00	2,258.97	5.88%
001-571-411	Internet		100.00	1,201.00	2,500.00	2,500.00	1,299.00	48.04%
001-571-420	Postage & Freight		.00	.00	250.00	250.00	250.00	.00
001-571-430	Utilities		1,984.20	5,764.81	3,000.00	3,000.00	2,764.81-	192.16%
001-571-450	Insurance		.00	8,771.18	9,020.00	9,020.00	248.82	97.24%
001-571-460	Repair & Maintenance		.00	2,506.02	2,000.00	2,000.00	506.02-	125.30%
001-571-480	Promotional Activities		.00	.00	1,500.00	1,500.00	1,500.00	.00
001-571-490	Other Current Charges		.00	1,349.77	500.00	500.00	849.77-	269.95%
001-571-510	Office Supplies		2,343.47	4,342.08	3,500.00	3,500.00	842.08-	124.06%

Account Number	Account Title	Expanded Title	2025 September Actual	2024-25 YTD Actual	2024-25 Current year Budget	2024-25 Amended year Budget	Variance	% Of Budget
001-571-520	Operating Supplies		592.59	7,455.43	3,500.00	3,500.00	3,955.43-	213.01%
001-571-521	Uniforms & Clothing		.00	390.15	250.00	250.00	140.15-	156.06%
001-571-540	Subscriptions, Membership		.00	577.44	500.00	500.00	77.44-	115.49%
001-571-640	Vehicle, Equipment & Machinery		8,488.60	8,488.60	18,000.00	18,000.00	9,511.40	47.16%
001-571-660	Library Books & Material		11,333.87	13,278.08	18,000.00	18,000.00	4,721.92	73.77%
Total LIBRARY:			32,255.56	151,828.78	194,209.05	194,209.05	42,380.27	78.18%
PARKS & RECREATION								
001-572-240	Workers Compensation		.00	1,646.19	2,900.00	2,900.00	1,253.81	56.77%
001-572-340	Contractual Services		270.00	21,430.70	18,000.00	18,000.00	3,430.70-	119.06%
001-572-345	Contract Mowing/Landscaping	Service	.00	71,294.93	82,000.00	82,000.00	10,705.07	86.95%
001-572-410	Telephone		.00	51.28	250.00	250.00	198.72	20.51%
001-572-411	Internet		176.06	1,230.12	2,000.00	2,000.00	769.88	61.51%
001-572-430	Utilities		656.63	5,616.88	6,200.00	6,200.00	583.12	90.59%
001-572-440	Rentals & Leases		.00	.00	250.00	250.00	250.00	.00
001-572-450	Insurance		.00	22,883.92	23,920.00	23,920.00	1,036.08	95.67%
001-572-460	Repair & Maintenance		368.69	24,847.80	25,000.00	25,000.00	152.20	99.39%
001-572-470	Printing & Copying		.00	752.00	500.00	500.00	252.00-	150.40%
001-572-490	Other Current Charges		.00	2,396.92	2,465.11	2,465.11	68.19	97.23%
001-572-520	Operating Supplies		.00	26,658.57	15,000.00	15,000.00	11,658.57-	177.72%
001-572-524	Fuel		.00	1,000.00	1,000.00	1,000.00	.00	100.00%
001-572-605	Capital Outlay-Benches, Tables	, Amenities	400.00	39,690.97	40,000.00	40,000.00	309.03	99.23%
001-572-606	Capital Projects-Stage & Gazeb		.00	.00	.00	.00	.00	.00
001-572-607	Capital -Dog Park Rehab		.00	.00	.00	.00	.00	.00
001-572-640	Machine & Equipment		.00	6,000.00	6,000.00	6,000.00	.00	100.00%
001-572-641	Capital - Play Ground Equip	(Code Fines)	.00	.00	150,000.00	150,000.00	150,000.00	.00
Total PARKS & RECREATION:			1,871.38	225,500.28	375,485.11	375,485.11	149,984.83	60.06%
SPECIAL EVENTS								
001-574-240	Workers Compensation		.00	374.64	660.00	660.00	285.36	56.76%
001-574-450	Insurance		.00	2,626.98	2,809.00	2,809.00	182.02	93.52%
001-574-481	Montverde Day		26,205.75	90,940.95	88,500.00	88,500.00	2,440.95-	102.76%
001-574-482	Light Up Montverde		.00	23,448.83	28,000.00	28,000.00	4,551.17	83.75%
001-574-483	Fall & Spring Concert Series		.00	6,975.00	7,500.00	7,500.00	525.00	93.00%
001-574-484	Easter Event		.00	3,410.47	5,000.00	5,000.00	1,589.53	68.21%
001-574-485	Trunk or Treat		.00	4,121.32	5,200.00	5,200.00	1,078.68	79.26%
001-574-486	4th of July and Other Misc	Events	2,792.00	35,756.45	9,000.00	34,000.00	1,756.45-	105.17%
Total SPECIAL EVENTS:			28,997.75	167,654.64	146,669.00	171,669.00	4,014.36	97.66%
GENERAL FUND Expenditure Total:			270,119.31	3,021,614.36	2,827,134.01	3,453,134.01	431,519.65	87.50%
Net Total GENERAL FUND:			270,119.31-	3,021,614.36-	2,827,134.01-	3,453,134.01-	431,519.65-	87.50%

Account Number	Account Title	Expanded Title	2025 September Actual	2024-25 YTD Actual	2024-25 Current year Budget	2024-25 Amended year Budget	Variance	% Of Budget
PARKS & REC IMPACT FEE FUND								
PARKS & RECREATION								
140-572-490	Other Revenues		.00	1,500.00	.00	.00	1,500.00-	.00
140-572-630	Parks & Rec Impact	- Kirk Park	.00	.00	92,000.00	92,000.00	92,000.00	.00
140-572-631	Parks & Rec Impact	- Restrooms	13,759.00	99,912.06	.00	125,000.00	25,087.94	79.93%
140-572-635	Parks & Rec Impact	- Butterfly	.00	65,000.00	65,000.00	65,000.00	.00	100.00%
Total PARKS & RECREATION:			13,759.00	166,412.06	157,000.00	282,000.00	115,587.94	59.01%
PARKS & REC IMPACT FEE FUND Expenditure Total:			13,759.00	166,412.06	157,000.00	282,000.00	115,587.94	59.01%
Net Total PARKS & REC IMPACT FEE FUND:			13,759.00-	166,412.06-	157,000.00-	282,000.00-	115,587.94-	59.01%

Account Number	Account Title	Expanded Title	2025 September Actual	2024-25 YTD Actual	2024-25 Current year Budget	2024-25 Amended year Budget	Variance	% Of Budget
ROAD & STREET IMPACT FEE FUND								
Department: 541								
160-541-460	Road & Streets Impact Fees		.00	2,460.00	75,000.00	75,000.00	72,540.00	3.28%
160-541-465	Road & Streets Impact Fees Bal		.00	41,899.50	50,000.00	50,000.00	8,100.50	83.80%
Total Department: 541:			.00	44,359.50	125,000.00	125,000.00	80,640.50	35.49%
ROAD & STREET IMPACT FEE FUND Expenditure Total:			.00	44,359.50	125,000.00	125,000.00	80,640.50	35.49%
Net Total ROAD & STREET IMPACT FEE FUND:			.00	44,359.50-	125,000.00-	125,000.00-	80,640.50-	35.49%

Account Number	Account Title	Expanded Title	2025 September Actual	2024-25 YTD Actual	2024-25 Current year Budget	2024-25 Amended year Budget	Variance	% Of Budget
ADMINISTRATIVE IMPACT FEE FUND								
Department: 571								
170-571-490	Other Revenues		.00	.00	.00	.00	.00	.00
170-571-605	Admin Impact Fee Library C Fwd		133,844.80	342,345.40	240,000.00	440,000.00	97,654.60	77.81%
170-571-635	Admin Impact Fee - Library		682.75	8,203.26	50,000.00	50,000.00	41,796.74	16.41%
Total Department: 571:			134,527.55	350,548.66	290,000.00	490,000.00	139,451.34	71.54%
ADMINISTRATIVE IMPACT FEE FUND Expenditure Total:			134,527.55	350,548.66	290,000.00	490,000.00	139,451.34	71.54%
Net Total ADMINISTRATIVE IMPACT FEE FUND:			134,527.55-	350,548.66-	290,000.00-	490,000.00-	139,451.34-	71.54%

Account Number	Account Title	Expanded Title	2025 September Actual	2024-25 YTD Actual	2024-25 Current year Budget	2024-25 Amended year Budget	Variance	% Of Budget
CAPTIAL - GRANT TRANSFER								
GRANT TRANSFER								
302-581-100	Transfer to Capit- Sewer 422		.00	4,109,072.76	.00	.00	4,109,072.76-	.00
Total GRANT TRANSFER:			.00	4,109,072.76	.00	.00	4,109,072.76-	.00
CAPTIAL - GRANT TRANSFER Expenditure Total:			.00	4,109,072.76	.00	.00	4,109,072.76-	.00
Net Total CAPTIAL - GRANT TRANSFER:			.00	4,109,072.76-	.00	.00	4,109,072.76	.00

Account Number	Account Title	Expanded Title	2025 September Actual	2024-25 YTD Actual	2024-25 Current year Budget	2024-25 Amended year Budget	Variance	% Of Budget
CAPITAL - BOAT RAMP								
PARKS & RECREATION								
330-572-605	Intragovernmental Lake County	Parks	.00	.00	100,000.00	100,000.00	100,000.00	.00
330-572-630	LCWA Grant - Boat Ramp		.00	.00	80,000.00	80,000.00	80,000.00	.00
330-572-635	DEP Res Grant		.00	.00	300,000.00	300,000.00	300,000.00	.00
Total PARKS & RECREATION:			.00	.00	480,000.00	480,000.00	480,000.00	.00
CAPITAL - BOAT RAMP Expenditure Total:			.00	.00	480,000.00	480,000.00	480,000.00	.00
Net Total CAPITAL - BOAT RAMP:			.00	.00	480,000.00-	480,000.00-	480,000.00-	.00

Account Number	Account Title	Expanded Title	2025 September Actual	2024-25 YTD Actual	2024-25 Current year Budget	2024-25 Amended year Budget	Variance	% Of Budget
CAPITAL - LEAD SERVICE LINE								
WATER UTILITY SERVICES								
341-533-460	REPAIR & MAINTENANCE		.00	44,487.00	.00	86,487.00	42,000.00	51.44%
Total WATER UTILITY SERVICES:			.00	44,487.00	.00	86,487.00	42,000.00	51.44%
CAPITAL - LEAD SERVICE LINE Expenditure Total:			.00	44,487.00	.00	86,487.00	42,000.00	51.44%
Net Total CAPITAL - LEAD SERVICE LINE:			.00	44,487.00-	.00	86,487.00-	42,000.00-	51.44%

Account Number	Account Title	Expanded Title	2025 September Actual	2024-25 YTD Actual	2024-25 Current year Budget	2024-25 Amended year Budget	Variance	% Of Budget
CAPITAL – VULNERABILITY								
WATER UTILITY SERVICES								
342-533-460	REPAIR & MAINTENANCE		.00	.00	.00	.00	.00	.00
Total WATER UTILITY SERVICES:			.00	.00	.00	.00	.00	.00
CAPITAL – VULNERABILITY Expenditure Total:			.00	.00	.00	.00	.00	.00
Net Total CAPITAL – VULNERABILITY:			.00	.00	.00	.00	.00	.00

Account Number	Account Title	Expanded Title	2025 September Actual	2024-25 YTD Actual	2024-25 Current year Budget	2024-25 Amended year Budget	Variance	% Of Budget
FOSGATE TRAIL CONNECTION								
PARKS & RECREATION								
370-572-630	Developer Donations Carry Fwd		.00	.00	100,000.00	100,000.00	100,000.00	.00
Total PARKS & RECREATION:			.00	.00	100,000.00	100,000.00	100,000.00	.00
FOSGATE TRAIL CONNECTION Expenditure Total:			.00	.00	100,000.00	100,000.00	100,000.00	.00
Net Total FOSGATE TRAIL CONNECTION:			.00	.00	100,000.00-	100,000.00-	100,000.00-	.00

Account Number	Account Title	Expanded Title	2025 September Actual	2024-25 YTD Actual	2024-25 Current year Budget	2024-25 Amended year Budget	Variance	% Of Budget
CAPITAL - IMPACT FEE STUDY								
FINANCE & ADMINISTRATIVE								
380-513-310	Capital - Impact fee study		.00	.00	.00	.00	.00	.00
Total FINANCE & ADMINISTRATIVE:			.00	.00	.00	.00	.00	.00
CAPITAL - IMPACT FEE STUDY Expenditure Total:			.00	.00	.00	.00	.00	.00
Net Total CAPITAL - IMPACT FEE STUDY:			.00	.00	.00	.00	.00	.00

Account Number	Account Title	Expanded Title	2025 September Actual	2024-25 YTD Actual	2024-25 Current year Budget	2024-25 Amended year Budget	Variance	% Of Budget
WATER								
WATER UTILITY SERVICES								
400-533-120	Regular Salaries & Wages		22,371.02	246,191.77	286,000.00	286,000.00	39,808.23	86.08%
400-533-140	Overtime		544.67	19,561.63	12,500.00	12,500.00	7,061.63-	156.49%
400-533-210	FICA Matching		1,754.41	20,156.74	22,835.25	22,835.25	2,678.51	88.27%
400-533-220	Retirement Plan		3,728.71	42,536.80	40,648.91	40,648.91	1,887.89-	104.64%
400-533-230	Health Insurance		4,888.59	45,664.37	43,560.00	43,560.00	2,104.37-	104.83%
400-533-234	Short-Term Disability		212.92	2,342.70	2,400.00	2,400.00	57.30	97.61%
400-533-240	Workers Compensation		.00	3,519.50	6,200.00	6,200.00	2,680.50	56.77%
400-533-310	Professional Services		5,410.82	62,833.84	6,500.00	6,500.00	56,333.84-	966.67%
400-533-320	Accounting & Auditing		.00	10,000.00	15,000.00	15,000.00	5,000.00	66.67%
400-533-340	Contractual Services		2,947.20	73,521.48	97,569.90	97,569.90	24,048.42	75.35%
400-533-350	Municode		.00	.00	2,500.00	2,500.00	2,500.00	.00
400-533-400	Travel		.00	.00	1,500.00	1,500.00	1,500.00	.00
400-533-410	Telephone		193.53	3,572.77	4,500.00	4,500.00	927.23	79.39%
400-533-411	Internet		1,369.90	9,506.05	8,500.00	8,500.00	1,006.05-	111.84%
400-533-420	Postage & Freight		80.66	2,336.01	3,500.00	3,500.00	1,163.99	66.74%
400-533-430	Utilities		5,686.96	49,460.35	38,000.00	38,000.00	11,460.35-	130.16%
400-533-440	Rentals & Leases		.00	435.90	3,000.00	3,000.00	2,564.10	14.53%
400-533-450	Insurance		.00	58,171.79	63,800.00	63,800.00	5,628.21	91.18%
400-533-460	Repair & Maintenance		10,405.53	43,477.17	45,000.00	45,000.00	1,522.83	96.62%
400-533-465	Repair & Replace (Retain)		224.96	224.96	.00	.00	224.96-	.00
400-533-470	Printing & Copying		.00	1,066.34	1,200.00	1,200.00	133.66	88.86%
400-533-490	Other Current Charges		310.00	1,380.82	2,500.00	2,500.00	1,119.18	55.23%
400-533-495	Bank Finance Charges		1,431.89	15,504.58	10,000.00	10,000.00	5,504.58-	155.05%
400-533-510	Office Supplies		190.45	855.29	1,500.00	1,500.00	644.71	57.02%
400-533-513	TM Allowance		193.82	2,519.66	3,960.00	3,960.00	1,440.34	63.63%
400-533-520	Operating Supplies		2,837.09	18,878.06	22,000.00	22,000.00	3,121.94	85.81%
400-533-521	Uniforms & Clothing		.00	831.53	750.00	750.00	81.53-	110.87%
400-533-522	Small Tools & Equipment		10,753.50	11,080.40	5,000.00	5,000.00	6,080.40-	221.61%
400-533-524	Fuel		377.24	3,290.05	4,500.00	4,500.00	1,209.95	73.11%
400-533-540	Subscriptions, Membership		.00	3,463.31	1,500.00	1,500.00	1,963.31-	230.89%
400-533-550	Seminars And Training		.00	5,622.87	2,279.94	2,279.94	3,342.93-	246.62%
400-533-577	Bulk Water		3,389.52	19,310.93	50,396.00	50,396.00	31,085.07	38.32%
400-533-605	Irrigation Water		11,983.31	43,038.67	100,000.00	100,000.00	56,961.33	43.04%
400-533-609	Water Meter Replacement		3,590.00	10,937.94	130,000.00	130,000.00	119,062.06	8.41%
Total WATER UTILITY SERVICES:			94,876.70	831,294.28	1,039,100.00	1,039,100.00	207,805.72	80.00%
WATER Expenditure Total:			94,876.70	831,294.28	1,039,100.00	1,039,100.00	207,805.72	80.00%
Net Total WATER:			94,876.70-	831,294.28-	1,039,100.00-	1,039,100.00-	207,805.72-	80.00%

Account Number	Account Title	Expanded Title	2025 September Actual	2024-25 YTD Actual	2024-25 Current year Budget	2024-25 Amended year Budget	Variance	% Of Budget
WATER IMPACT FEE FUND								
Department: 533								
410-533-605	Water Impact Fees		.00	106,342.50	300,000.00	300,000.00	193,657.50	35.45%
410-533-635	Water Impact Fees - Carry Fwd		.00	266,733.50	624,000.00	624,000.00	357,266.50	42.75%
Total Department: 533:			.00	373,076.00	924,000.00	924,000.00	550,924.00	40.38%
WATER IMPACT FEE FUND Expenditure Total:			.00	373,076.00	924,000.00	924,000.00	550,924.00	40.38%
Net Total WATER IMPACT FEE FUND:			.00	373,076.00-	924,000.00-	924,000.00-	550,924.00-	40.38%

Account Number	Account Title	Expanded Title	2025 September Actual	2024-25 YTD Actual	2024-25 Current year Budget	2024-25 Amended year Budget	Variance	% Of Budget
CAPITAL-WATER ENTERPRISE								
WATER UTILITY SERVICES								
420-533-634	SHAFI Grant		41,430.75	330,043.80	12,970,000.00	12,970,000.00	12,639,956.20	2.54%
420-533-640	Water Impact Machinery & Equip		.00	.00	.00	.00	.00	.00
Total WATER UTILITY SERVICES:			41,430.75	330,043.80	12,970,000.00	12,970,000.00	12,639,956.20	2.54%
CAPITAL-WATER ENTERPRISE Expenditure Total:			41,430.75	330,043.80	12,970,000.00	12,970,000.00	12,639,956.20	2.54%
Net Total CAPITAL-WATER ENTERPRISE:			41,430.75-	330,043.80-	12,970,000.00-	12,970,000.00-	12,639,956.20-	2.54%

Account Number	Account Title	Expanded Title	2025 September Actual	2024-25 YTD Actual	2024-25 Current year Budget	2024-25 Amended year Budget	Variance	% Of Budget
SEWER-ENTERPRISE (WASTE WATER)								
SEWER UTILITY ENTERPRISE								
421-535-120	Regular Salaries & Wages		2,939.97	33,494.26	34,058.00	34,058.00	563.74	98.34%
421-535-210	FICA Matching		231.27	2,747.68	2,605.44	2,605.44	142.24-	105.46%
421-535-220	Retirement Plan		494.47	5,793.32	4,325.37	4,325.37	1,467.95-	133.94%
421-535-230	Health Insurance		613.82	6,409.24	11,154.00	11,154.00	4,744.76	57.46%
421-535-234	Short-Term Disability		24.92	286.78	300.00	300.00	13.22	95.59%
421-535-239	Other Employer Contributions		.00	.00	100.00	100.00	100.00	.00
421-535-240	Workers Compensation		.00	237.29	418.00	418.00	180.71	56.77%
421-535-340	Contractual Services		.00	237.50	2,069.20	2,069.20	1,831.70	11.48%
421-535-430	Utilities		252.55	1,035.92	2,500.00	2,500.00	1,464.08	41.44%
421-535-460	Repair & Maintenance Res		611.88	1,185.97	62,724.99	62,724.99	61,539.02	1.89%
421-535-470	Printing & Copying		.00	1,764.11	1,500.00	1,500.00	264.11-	117.61%
421-535-513	TM Allowance		27.70	360.10	1,320.00	1,320.00	959.90	27.28%
421-535-521	Uniforms & Clothing		.00	201.66	250.00	250.00	48.34	80.66%
421-535-576	Bulk Sewer Charges To Clermont		6,224.48	73,495.17	60,000.00	60,000.00	13,495.17-	122.49%
Total SEWER UTILITY ENTERPRISE:			11,421.06	127,249.00	183,325.00	183,325.00	56,076.00	69.41%
SEWER-ENTERPRISE (WASTE WATER) Expenditure Total:			11,421.06	127,249.00	183,325.00	183,325.00	56,076.00	69.41%
Net Total SEWER-ENTERPRISE (WASTE WATER):			11,421.06-	127,249.00-	183,325.00-	183,325.00-	56,076.00-	69.41%

Account Number	Account Title	Expanded Title	2025 September Actual	2024-25 YTD Actual	2024-25 Current year Budget	2024-25 Amended year Budget	Variance	% Of Budget
CAPITAL - SEWER ENTERPRISE								
SEWER UTILITY ENTERPRISE								
422-535-310	Professional Services		.00	225.00	.00	.00	225.00-	.00
422-535-630	Intragovernmental Carry Fwd		.00	7,692.14	3,607,840.81	3,607,840.81	3,600,148.67	0.21%
422-535-634	Grants - Sewer		.00	204,544.32	19,823,318.00	19,823,318.00	19,618,773.68	1.03%
422-535-635	Sewer Grants (DEP)		.00	455,000.00	4,000,000.00	4,000,000.00	3,545,000.00	11.38%
Total SEWER UTILITY ENTERPRISE:			.00	667,461.46	27,431,158.81	27,431,158.81	26,763,697.35	2.43%
CAPITAL - SEWER ENTERPRISE Expenditure Total:			.00	667,461.46	27,431,158.81	27,431,158.81	26,763,697.35	2.43%
Net Total CAPITAL - SEWER ENTERPRISE:			.00	667,461.46-	27,431,158.81-	27,431,158.81-	26,763,697.35-	2.43%

Account Number	Account Title	Expanded Title	2025 September Actual	2024-25 YTD Actual	2024-25 Current year Budget	2024-25 Amended year Budget	Variance	% Of Budget
CAPITAL - STORM WATER								
WATER UTILITY SERVICES								
430-533-490	Other Revenues	-Vulnerability	.00	76,000.00	.00	.00	76,000.00-	.00
430-533-634	Grants		.00	35,850.00	375,000.00	375,000.00	339,150.00	9.56%
430-533-635	State Appropriation		121,283.88	643,945.44	1,500,000.00	1,500,000.00	856,054.56	42.93%
Total WATER UTILITY SERVICES:			121,283.88	755,795.44	1,875,000.00	1,875,000.00	1,119,204.56	40.31%
CAPITAL - STORM WATER Expenditure Total:			121,283.88	755,795.44	1,875,000.00	1,875,000.00	1,119,204.56	40.31%
Net Total CAPITAL - STORM WATER:			121,283.88-	755,795.44-	1,875,000.00-	1,875,000.00-	1,119,204.56-	40.31%

Account Number	Account Title	Expanded Title	2025 September Actual	2024-25 YTD Actual	2024-25 Current year Budget	2024-25 Amended year Budget	Variance	% Of Budget
CAPITAL - LIBRARY								
LIBRARY								
500-571-120	Regular Salaries & Wages		900.00	43,664.00	.00	.00	43,664.00-	.00
500-571-140	Overtime		.00	1,170.00	.00	.00	1,170.00-	.00
500-571-210	FICA Matching		68.85	3,595.07	.00	.00	3,595.07-	.00
500-571-410	Telephone		33.56	533.40	.00	.00	533.40-	.00
500-571-520	Operating Supplies		.00	46.54	.00	.00	46.54-	.00
500-571-605	Intragovernmental Grant - Lib		28,530.96	868,221.80	895,745.20	895,745.20	27,523.40	96.93%
500-571-635	MV ARPA Funds (w/ Interest)		22.78-	218,224.63	425,310.35	425,310.35	207,085.72	51.31%
Total LIBRARY:			29,510.59	1,135,455.44	1,321,055.55	1,321,055.55	185,600.11	85.95%
CAPITAL - LIBRARY Expenditure Total:			29,510.59	1,135,455.44	1,321,055.55	1,321,055.55	185,600.11	85.95%
Net Total CAPITAL - LIBRARY:			29,510.59-	1,135,455.44-	1,321,055.55-	1,321,055.55-	185,600.11-	85.95%
Net Grand Totals:			716,928.84-	11,956,869.76-	49,722,773.37-	50,760,260.37-	38,803,390.61-	23.56%

Report Criteria:

- Accounts to include: With balances or activity
- Print Fund Titles
- Page and Total by Fund
- Include Sources: None
- Print Source Titles
- Total by Source
- Include Revenues: None
- Exclude Departments: 559
- Print Department Titles
- Total by Department
- All Segments Tested for Total Breaks

Report Criteria:

Print Outstanding Checks and Deposits and Bank and Book adjustments

UNITED SOUTHERN (UNITED SOUTHERN - OPERATING) (99)
September 30, 2025

Account: 999101000

Bank Account Number: 1625217

Bank Statement Balance:	3,941,708.55	Book Balance Previous Month:	4,369,290.42
Outstanding Deposits:	4,065.95	Total Receipts:	281,347.54
Outstanding Checks:	224,318.92	Total Disbursements:	929,417.38
Bank Adjustments:	235.00-	Book Adjustments:	.00
Bank Balance:	3,721,220.58	Book Balance:	3,721,220.58
		Proof (Bank balance less book balance):	.00

Outstanding Deposits Section

Deposit Number	Deposit Amount	Deposit Number	Deposit Amount	Deposit Number	Deposit Amount	Deposit Number	Deposit Amount
1193	1,276.97	1204	1,011.08	1214	1,278.70	1219	499.20
Grand Totals:							<u>4,065.95</u>

Deposits cleared: 88 items Deposits Outstanding: 4 items

Outstanding Checks Section

Check Number	Check Amount	Check Number	Check Amount	Check Number	Check Amount	Check Number	Check Amount
8	45.83-	21063	2.10	22252	45.00	22929	12.37
23364	85.00	23545	35.00	23674	165.00	23681	60.00
23747	1,197.65	23824	10.00	23887	35.00	24376	411.75
24811	3.10	24895	4,298.67	24903	360.00	25105	50.11
25109	165.00	25113	16.83	25142	50.00	25274	750.00
25288	134.70	25316	997.85	25318	7,259.00	25319	10.23
25320	275.00	25322	202.30	25323	360.00	25332	385.00
25334	449.00	25335	725.00	25336	1,001.53	25337	270.00
25341	100.00	25342	5,595.00	25343	31,792.00	25344	31,792.00
25347	4,106.12	25349	1,277.06	25350	30.00	25353	1,508.75
25355	4,000.00	25357	402.13	25360	2,220.00	25362	6,500.00
25363	158.75	25364	389.96	25367	567.32	25368	5,410.82
25369	41,430.75	25370	15,880.00	25371	5,228.28	25372	650.00
25373	118.21	25374	99.33	25375	85.30	25376	1,137.50
25377	47.32	25378	139.63	25379	114.71	25380	50.00
25382	884.00	25385	6,229.90	25386	342.00	25387	9,642.00
25388	1,278.15	25389	1,224.30	25390	5,725.00	25391	7,800.00
25392	1,423.75	25393	497.52	25394	3,720.00	25395	1,100.00
25396	35.00	25397	1,295.00	25398	2,340.00	25399	175.00
Grand Totals:							<u>224,318.92</u>

Checks cleared: 122 items Checks Outstanding: 76 items

Bank Adjustments Section




<u>Description</u>	<u>Amount</u>	<u>Description</u>	<u>Amount</u>
Will clear in October 2025	235.00-		
Grand Totals:			<u>235.00-</u>

Book Adjustments Section

PO Drawer 29
Umatilla FL 32784

TOWN OF MONTVERDE
OPERATING ACCOUNT
PO BOX 560008
MONTVERDE FL 34756-0008

Managing Your Accounts

	Branch	Clermont
	Customer Care Center	(352)669-2121
	Online Access	www.unitedsouthernbank.com
	Daisy	(877) 612-8725

Summary of Accounts

USB cares about your privacy, see attached copy of our current Privacy Notice. For your convenience our Privacy Notice is always available at <https://www.unitedsouthernbank.com/privacy-policy>.

Account Type	Account Number	Ending Balance
PUBLIC FUNDS INTERES	XXXXXX5217	\$3,941,708.55

PUBLIC FUNDS INTERES - XXXXXX5217

Account Summary

Date	Description	Amount
08/30/2025	Beginning Balance	\$4,482,097.05
	85 Credit(s) This Period	\$282,437.18
	119 Debit(s) This Period	\$822,825.68
09/30/2025	Ending Balance	\$3,941,708.55

Interest Summary

Description	Amount
Interest Earned From 08/30/2025 Through 09/30/2025	
Annual Percentage Yield Earned	0.75%
Interest Days	32
Interest Earned	\$2,836.62
Interest Paid This Period	\$2,836.62
Interest Paid Year-to-Date	\$31,671.55

Account Activity

Post Date	Description	Debits	Credits	Balance
08/30/2025	Beginning Balance			\$4,482,097.05
09/02/2025	REMOTE DEPOSIT		\$1,694.21	\$4,483,791.26
09/02/2025	MERCHANT BANKCD DEPOSIT 496254713886		\$553.14	\$4,484,344.40
09/02/2025	MERCHANT BANKCD DEPOSIT 496510043888		\$811.57	\$4,485,155.97
09/02/2025	MERCHANT BANKCD DEPOSIT 496254713886		\$1,019.19	\$4,486,175.16
09/02/2025	MERCHANT BANKCD DEPOSIT 496254713886		\$1,163.86	\$4,487,339.02
09/02/2025	MERCHANT BANKCD DEPOSIT 496254713886		\$2,184.40	\$4,489,523.42
09/02/2025	FMPTF ACH Collec 8833562	\$2,910.90		\$4,486,612.52
09/02/2025	BLUECROSSFLORIDA PREMIUM 5601238	\$11,052.80		\$4,475,559.72
09/02/2025	CHECK # 25258	\$99.00		\$4,475,460.72
09/02/2025	CHECK # 25240	\$270.00		\$4,475,190.72
09/02/2025	CHECK # 25225	\$450.00		\$4,474,740.72
09/02/2025	CHECK # 25255	\$687.12		\$4,474,053.60
09/03/2025	REMOTE DEPOSIT		\$334.68	\$4,474,388.28
09/03/2025	MERCHANT BANKCD DEPOSIT 496510043888		\$583.94	\$4,474,972.22
09/03/2025	MERCHANT BANKCD DEPOSIT 496254713886		\$1,230.42	\$4,476,202.64



PUBLIC FUNDS INTERES - XXXXXX5217 (continued)

Account Activity (continued)

Post Date	Description	Debits	Credits	Balance
09/03/2025	MERCHANT BANKCD DEPOSIT 496510043888	\$338.89		\$4,475,863.75
09/03/2025	MERCHANT BANKCD DEPOSIT 496254713886	\$1,401.89		\$4,474,461.86
09/04/2025	REMOTE DEPOSIT		\$803.95	\$4,475,265.81
09/04/2025	MERCHANT BANKCD DEPOSIT 496510043888		\$3,055.63	\$4,478,321.44
09/04/2025	MERCHANT BANKCD DEPOSIT 496254713886		\$4,048.44	\$4,482,369.88
09/04/2025	CHECK # 25112	\$100.00		\$4,482,269.88
09/04/2025	CHECK # 25248	\$100.00		\$4,482,169.88
09/04/2025	CHECK # 25260	\$1,374.32		\$4,480,795.56
09/04/2025	CHECK # 25227	\$6,000.00		\$4,474,795.56
09/05/2025	MERCHANT BANKCD DEPOSIT 496599721883		\$470.00	\$4,475,265.56
09/05/2025	MERCHANT BANKCD DEPOSIT 496254713886		\$1,253.10	\$4,476,518.66
09/05/2025	MERCHANT BANKCD DEPOSIT 496510043888		\$4,145.53	\$4,480,664.19
09/05/2025	PITNEY BOWES POSTAGE 28578011	\$2,000.00		\$4,478,664.19
09/05/2025	CHECK # 25228	\$1,519.06		\$4,477,145.13
09/08/2025	REMOTE DEPOSIT		\$2,393.84	\$4,479,538.97
09/08/2025	MERCHANT BANKCD DEPOSIT 496254713886		\$1,153.18	\$4,480,692.15
09/08/2025	MERCHANT BANKCD DEPOSIT 496254713886		\$1,268.64	\$4,481,960.79
09/08/2025	MERCHANT BANKCD DEPOSIT 496510043888		\$1,847.61	\$4,483,808.40
09/08/2025	MERCHANT BANKCD DEPOSIT 496254713886		\$19,900.19	\$4,503,708.59
09/09/2025	REMOTE DEPOSIT		\$1,221.92	\$4,504,930.51
09/09/2025	MERCHANT BANKCD DEPOSIT 496599721883		\$470.00	\$4,505,400.51
09/09/2025	MERCHANT BANKCD DEPOSIT 496254713886		\$1,225.94	\$4,506,626.45
09/09/2025	CHECK # 25184	\$100.00		\$4,506,526.45
09/10/2025	REMOTE DEPOSIT		\$1,550.65	\$4,508,077.10
09/10/2025	MERCHANT BANKCD DEPOSIT 496510043888		\$1,138.06	\$4,509,215.16
09/10/2025	MERCHANT BANKCD DEPOSIT 496254713886		\$1,528.47	\$4,510,743.63
09/11/2025	MERCHANT BANKCD DEPOSIT 496599721883		\$2.25	\$4,510,745.88
09/11/2025	MERCHANT BANKCD DEPOSIT 496510043888		\$928.90	\$4,511,674.78
09/11/2025	MERCHANT BANKCD DEPOSIT 496254713886		\$2,134.09	\$4,513,808.87
09/11/2025	SUMTER ELECTRIC AP PAYMENT 3417		\$6,418.81	\$4,520,227.68
09/11/2025	CHECK # 25299	\$468.90		\$4,519,758.78
09/11/2025	CHECK # 25298	\$1,126.05		\$4,518,632.73
09/11/2025	CHECK # 25273	\$1,790.60		\$4,516,842.13
09/11/2025	CHECK # 25276	\$1,885.95		\$4,514,956.18
09/11/2025	CHECK # 25279	\$4,012.50		\$4,510,943.68
09/11/2025	CHECK # 25303	\$33,137.07		\$4,477,806.61
09/12/2025	MERCHANT BANKCD DEPOSIT 496510043888		\$123.68	\$4,477,930.29
09/12/2025	MERCHANT BANKCD DEPOSIT 496254713886		\$3,300.53	\$4,481,230.82
09/12/2025	TOWN OF MONTVERD ACH FEE XXXXXX3358	\$5.00		\$4,481,225.82
09/12/2025	IRS USATAXPYMT 270565514418379	\$6,776.86		\$4,474,448.96
09/12/2025	TOWN OF MONTVERD PAYROLL 0	\$25,192.04		\$4,449,256.92
09/12/2025	CHECK # 25300	\$196.50		\$4,449,060.42
09/12/2025	CHECK # 25285	\$1,388.50		\$4,447,671.92
09/15/2025	REMOTE DEPOSIT		\$903.25	\$4,448,575.17

PUBLIC FUNDS INTERES - XXXXXX5217 (continued)

Account Activity (continued)

Post Date	Description	Debits	Credits	Balance
09/15/2025	REMOTE DEPOSIT		\$3,431.09	\$4,452,006.26
09/15/2025	MERCHANT BANKCD DEPOSIT 496254713886		\$625.99	\$4,452,632.25
09/15/2025	MERCHANT BANKCD DEPOSIT 496254713886		\$1,573.55	\$4,454,205.80
09/15/2025	MERCHANT BANKCD DEPOSIT 496254713886		\$2,192.58	\$4,456,398.38
09/15/2025	FMPTF ACH Collec 8864035	\$2,911.32		\$4,453,487.06
09/15/2025	CHECK # 25275	\$5,675.00		\$4,447,812.06
09/15/2025	CHECK # 25215	\$89.05		\$4,447,723.01
09/15/2025	CHECK # 25281	\$128.43		\$4,447,594.58
09/15/2025	CHECK # 25271	\$270.13		\$4,447,324.45
09/15/2025	CHECK # 25310	\$1,478.75		\$4,445,845.70
09/15/2025	CHECK # 25214	\$1,841.17		\$4,444,004.53
09/15/2025	CHECK # 25293	\$14,246.00		\$4,429,758.53
09/15/2025	CHECK # 25287	\$21,305.44		\$4,408,453.09
09/16/2025	REMOTE DEPOSIT		\$1,198.89	\$4,409,651.98
09/16/2025	MERCHANT BANKCD DEPOSIT 496510043888		\$663.20	\$4,410,315.18
09/16/2025	MERCHANT BANKCD DEPOSIT 496254713886		\$993.03	\$4,411,308.21
09/16/2025	TOWN OF MONTVERD UTIL 0		\$20,055.93	\$4,431,364.14
09/16/2025	TOWN OF MONTVERD ACH FEE XXXXXX3358	\$5.00		\$4,431,359.14
09/16/2025	FLA DEPT REVENUE C01 XXXXX2940	\$32.77		\$4,431,326.37
09/16/2025	CHECK # 25304	\$411.75		\$4,430,914.62
09/16/2025	CHECK # 25264	\$445.00		\$4,430,469.62
09/16/2025	CHECK # 25266	\$448.00		\$4,430,021.62
09/16/2025	CHECK # 25283	\$561.00		\$4,429,460.62
09/16/2025	CHECK # 25265	\$656.22		\$4,428,804.40
09/16/2025	CHECK # 25296	\$850.00		\$4,427,954.40
09/16/2025	CHECK # 25286	\$1,299.33		\$4,426,655.07
09/16/2025	CHECK # 25284	\$1,684.05		\$4,424,971.02
09/16/2025	CHECK # 25295	\$2,137.44		\$4,422,833.58
09/16/2025	CHECK # 25280	\$6,063.10		\$4,416,770.48
09/16/2025	CHECK # 25262	\$6,224.48		\$4,410,546.00
09/16/2025	CHECK # 25297	\$9,790.00		\$4,400,756.00
09/16/2025	CHECK # 25301	\$20,131.17		\$4,380,624.83
09/17/2025	REMOTE DEPOSIT		\$4,663.56	\$4,385,288.39
09/17/2025	MERCHANT BANKCD DEPOSIT 496599721883		\$25.00	\$4,385,313.39
09/17/2025	MERCHANT BANKCD DEPOSIT 496510043888		\$410.50	\$4,385,723.89
09/17/2025	MERCHANT BANKCD DEPOSIT 496254713886		\$8,261.94	\$4,393,985.83
09/17/2025	CHECK # 25307	\$16.99		\$4,393,968.84
09/17/2025	CHECK # 25291	\$161.32		\$4,393,807.52
09/17/2025	CHECK # 25270	\$575.00		\$4,393,232.52
09/17/2025	CHECK # 25292	\$755.00		\$4,392,477.52
09/17/2025	CHECK # 25267	\$10,534.91		\$4,381,942.61
09/17/2025	CHECK # 25278	\$14,527.53		\$4,367,415.08
09/18/2025	REMOTE DEPOSIT		\$2,997.98	\$4,370,413.06
09/18/2025	MERCHANT BANKCD DEPOSIT 496510043888		\$432.97	\$4,370,846.03

PUBLIC FUNDS INTERES - XXXXXX5217 (continued)
Account Activity (continued)

Post Date	Description	Debits	Credits	Balance
09/18/2025	MERCHANT BANKCD DEPOSIT 496599721883		\$605.00	\$4,371,451.03
09/18/2025	MERCHANT BANKCD DEPOSIT 496254713886		\$1,251.15	\$4,372,702.18
09/18/2025	STATE OF FLORIDA PAYMENTS 157928980156004		\$7,068.64	\$4,379,770.82
09/18/2025	STATE OF FLORIDA PAYMENTS 157928980155631		\$7,127.32	\$4,386,898.14
09/18/2025	TOWN OF MONTVERD ACH FEE XXXXXX3358	\$10.00		\$4,386,888.14
09/18/2025	UTIL TOWN OF MONTVERD ZACCARO ROBERT & 10455* 229030080907* 250916* R02/	\$89.23		\$4,386,798.91
09/18/2025	CHECK # 25277	\$125.00		\$4,386,673.91
09/18/2025	CHECK # 25294	\$502.00		\$4,386,171.91
09/18/2025	CHECK # 25282	\$1,875.00		\$4,384,296.91
09/18/2025	CHECK # 25312	\$50,301.33		\$4,333,995.58
09/18/2025	CHECK # 25309	\$135,735.84		\$4,198,259.74
09/19/2025	MERCHANT BANKCD DEPOSIT 496510043888		\$301.67	\$4,198,561.41
09/19/2025	MERCHANT BANKCD DEPOSIT 496254713886		\$3,459.59	\$4,202,021.00
09/19/2025	DE Florida Other EDI PYMNTS AP0002390627		\$20,416.78	\$4,222,437.78
09/19/2025	CHECK # 25311	\$9,660.00		\$4,212,777.78
09/19/2025	CHECK # 25256	\$11,023.82		\$4,201,753.96
09/19/2025	CHECK # 25116	\$28,980.00		\$4,172,773.96
09/19/2025	CHECK # 25253	\$43,831.90		\$4,128,942.06
09/22/2025	REMOTE DEPOSIT		\$2,216.66	\$4,131,158.72
09/22/2025	MERCHANT BANKCD DEPOSIT 496510043888		\$259.38	\$4,131,418.10
09/22/2025	MERCHANT BANKCD DEPOSIT 496254713886		\$1,870.92	\$4,133,289.02
09/22/2025	MERCHANT BANKCD DEPOSIT 496254713886		\$1,885.23	\$4,135,174.25
09/22/2025	MERCHANT BANKCD DEPOSIT 496254713886		\$10,456.96	\$4,145,631.21
09/22/2025	DE Florida Other EDI PYMNTS AP0002391195		\$14,322.73	\$4,159,953.94
09/22/2025	CHECK # 25272	\$92.59		\$4,159,861.35
09/22/2025	CHECK # 25269	\$4,690.00		\$4,155,171.35
09/22/2025	CHECK # 25308	\$38,640.00		\$4,116,531.35
09/23/2025	REMOTE DEPOSIT		\$1,902.00	\$4,118,433.35
09/23/2025	MERCHANT BANKCD DEPOSIT 496254713886		\$740.60	\$4,119,173.95
09/23/2025	CHECK # 25302	\$501.70		\$4,118,672.25
09/23/2025	CHECK # 25314	\$527.23		\$4,118,145.02
09/24/2025	REMOTE DEPOSIT		\$1,000.00	\$4,119,145.02
09/24/2025	MERCHANT BANKCD DEPOSIT 496599721883		\$545.00	\$4,119,690.02
09/24/2025	MERCHANT BANKCD DEPOSIT 496254713886		\$1,612.19	\$4,121,302.21
09/24/2025	CHECK # 25289	\$138.52		\$4,121,163.69
09/25/2025	REMOTE DEPOSIT		\$1,000.49	\$4,122,164.18
09/25/2025	MERCHANT BANKCD DEPOSIT 496254713886		\$1,496.48	\$4,123,660.66
09/25/2025	MERCHANT BANKCD DEPOSIT 496510043888		\$2,145.15	\$4,125,805.81
09/25/2025	STATE OF FLORIDA PAYMENTS 157928980172113		\$10,967.92	\$4,136,773.73
09/25/2025	STATE OF FLORIDA PAYMENTS 157928980171702		\$14,447.89	\$4,151,221.62
09/25/2025	Colonial Life Pay-In for 117771276547377	\$796.67		\$4,150,424.95
09/25/2025	BLUECROSSFLORIDA PREMIUM 5515090	\$12,292.86		\$4,138,132.09
09/25/2025	CHECK # 25306	\$500.00		\$4,137,632.09

PUBLIC FUNDS INTERES - XXXXXX5217 (continued)

Account Activity (continued)

Post Date	Description	Debits	Credits	Balance
09/26/2025	MERCHANT BANKCD DEPOSIT 496254713886		\$698.05	\$4,138,330.14
09/26/2025	MERCHANT BANKCD DEPOSIT 496510043888		\$3,792.91	\$4,142,123.05
09/26/2025	TOWN OF MONTVERD ACH FEE XXXXXX3358	\$5.00		\$4,142,118.05
09/26/2025	UNITED HEALTHCAR EDI PAYMTS 744641238080	\$352.73		\$4,141,765.32
09/26/2025	IRS USATAXPYMT 270566920359967	\$6,127.21		\$4,135,638.11
09/26/2025	FLA DEPT REVENUE CRC XXXXX3664	\$8,153.32		\$4,127,484.79
09/26/2025	TOWN OF MONTVERD PAYROLL 0	\$22,977.36		\$4,104,507.43
09/26/2025	CHECK # 25359	\$184.35		\$4,104,323.08
09/26/2025	CHECK # 25361	\$473.85		\$4,103,849.23
09/26/2025	CHECK # 25339	\$805.50		\$4,103,043.73
09/26/2025	CHECK # 25305	\$850.00		\$4,102,193.73
09/26/2025	CHECK # 25329	\$905.20		\$4,101,288.53
09/26/2025	CHECK # 25321	\$1,150.00		\$4,100,138.53
09/26/2025	CHECK # 25263	\$1,278.15		\$4,098,860.38
09/26/2025	CHECK # 25366	\$1,493.25		\$4,097,367.13
09/26/2025	CHECK # 25331	\$1,565.70		\$4,095,801.43
09/26/2025	CHECK # 25330	\$38,643.75		\$4,057,157.68
09/29/2025	REMOTE DEPOSIT		\$1,906.30	\$4,059,063.98
09/29/2025	MERCHANT BANKCD DEPOSIT 496254713886		\$158.08	\$4,059,222.06
09/29/2025	MERCHANT BANKCD DEPOSIT 496510043888		\$464.38	\$4,059,686.44
09/29/2025	MERCHANT BANKCD DEPOSIT 496254713886		\$1,299.71	\$4,060,986.15
09/29/2025	MERCHANT BANKCD DEPOSIT 496254713886		\$1,335.97	\$4,062,322.12
09/29/2025	STATE OF FLORIDA PAYMENTS 157928980179173		\$5,595.21	\$4,067,917.33
09/29/2025	FMPTF ACH Collec 8890070	\$2,910.05		\$4,065,007.28
09/29/2025	CHECK # 25261	\$48.30		\$4,064,958.98
09/29/2025	CHECK # 25138	\$300.12		\$4,064,658.86
09/29/2025	CHECK # 25346	\$1,019.52		\$4,063,639.34
09/29/2025	CHECK # 25313	\$2,814.10		\$4,060,825.24
09/30/2025	REMOTE DEPOSIT		\$289.75	\$4,061,114.99
09/30/2025	DEPOSIT		\$544.30	\$4,061,659.29
09/30/2025	REMOTE DEPOSIT		\$37,108.47	\$4,098,767.76
09/30/2025	MERCHANT BANKCD DEPOSIT 496510043888		\$32.50	\$4,098,800.26
09/30/2025	MERCHANT BANKCD DEPOSIT 496599721883		\$235.00	\$4,099,035.26
09/30/2025	MERCHANT BANKCD DEPOSIT 496254713886		\$651.90	\$4,099,687.16
09/30/2025	Monthly ACH Fee ACH Fee 16 MONTVERDE	\$25.00		\$4,099,662.16
09/30/2025	CHECK # 25328	\$5,420.00		\$4,094,242.16
09/30/2025	CHECK # 25381	\$67.47		\$4,094,174.69
09/30/2025	CHECK # 25383	\$96.86		\$4,094,077.83
09/30/2025	CHECK # 25327	\$100.00		\$4,093,977.83
09/30/2025	CHECK # 25354	\$100.00		\$4,093,877.83
09/30/2025	CHECK # 25338	\$105.00		\$4,093,772.83
09/30/2025	CHECK # 25290	\$184.70		\$4,093,588.13
09/30/2025	CHECK # 25324	\$188.92		\$4,093,399.21
09/30/2025	CHECK # 25268	\$220.50		\$4,093,178.71

PUBLIC FUNDS INTERES - XXXXXX5217 (continued)

Account Activity (continued)

Post Date	Description	Debits	Credits	Balance
09/30/2025	CHECK # 25352	\$230.89		\$4,092,947.82
09/30/2025	CHECK # 25340	\$285.60		\$4,092,662.22
09/30/2025	CHECK # 25365	\$561.00		\$4,092,101.22
09/30/2025	CHECK # 25345	\$640.00		\$4,091,461.22
09/30/2025	CHECK # 25351	\$662.68		\$4,090,798.54
09/30/2025	CHECK # 25356	\$1,154.00		\$4,089,644.54
09/30/2025	CHECK # 25333	\$1,222.50		\$4,088,422.04
09/30/2025	CHECK # 25317	\$1,536.63		\$4,086,885.41
09/30/2025	CHECK # 25384	\$1,705.47		\$4,085,179.94
09/30/2025	CHECK # 25325	\$1,852.16		\$4,083,327.78
09/30/2025	CHECK # 25358	\$8,828.41		\$4,074,499.37
09/30/2025	CHECK # 25348	\$32,535.56		\$4,041,963.81
09/30/2025	CHECK # 25315	\$103,091.88		\$3,938,871.93
09/30/2025	INTEREST		\$2,836.62	\$3,941,708.55
09/30/2025	Ending Balance			\$3,941,708.55

Checks Cleared

Check Nbr	Date	Amount	Check Nbr	Date	Amount	Check Nbr	Date	Amount
25112	09/04/2025	\$100.00	25276	09/11/2025	\$1,885.95	25307	09/17/2025	\$16.99
25116*	09/19/2025	\$28,980.00	25277	09/18/2025	\$125.00	25308	09/22/2025	\$38,640.00
25138*	09/29/2025	\$300.12	25278	09/17/2025	\$14,527.53	25309	09/18/2025	\$135,735.84
25184*	09/09/2025	\$100.00	25279	09/11/2025	\$4,012.50	25310	09/15/2025	\$1,478.75
25214*	09/15/2025	\$1,841.17	25280	09/16/2025	\$6,063.10	25311	09/19/2025	\$9,660.00
25215	09/15/2025	\$89.05	25281	09/15/2025	\$128.43	25312	09/18/2025	\$50,301.33
25225*	09/02/2025	\$450.00	25282	09/18/2025	\$1,875.00	25313	09/29/2025	\$2,814.10
25227*	09/04/2025	\$6,000.00	25283	09/16/2025	\$561.00	25314	09/23/2025	\$527.23
25228	09/05/2025	\$1,519.06	25284	09/16/2025	\$1,684.05	25315	09/30/2025	\$103,091.88
25240*	09/02/2025	\$270.00	25285	09/12/2025	\$1,388.50	25317*	09/30/2025	\$1,536.63
25248*	09/04/2025	\$100.00	25286	09/16/2025	\$1,299.33	25321*	09/26/2025	\$1,150.00
25253*	09/19/2025	\$43,831.90	25287	09/15/2025	\$21,305.44	25324*	09/30/2025	\$188.92
25255*	09/02/2025	\$687.12	25289*	09/24/2025	\$138.52	25325	09/30/2025	\$1,852.16
25256	09/19/2025	\$11,023.82	25290	09/30/2025	\$184.70	25327*	09/30/2025	\$100.00
25258*	09/02/2025	\$99.00	25291	09/17/2025	\$161.32	25328	09/30/2025	\$5,420.00
25260*	09/04/2025	\$1,374.32	25292	09/17/2025	\$755.00	25329	09/26/2025	\$905.20
25261	09/29/2025	\$48.30	25293	09/15/2025	\$14,246.00	25330	09/26/2025	\$38,643.75
25262	09/16/2025	\$6,224.48	25294	09/18/2025	\$502.00	25331	09/26/2025	\$1,565.70
25263	09/26/2025	\$1,278.15	25295	09/16/2025	\$2,137.44	25333*	09/30/2025	\$1,222.50
25264	09/16/2025	\$445.00	25296	09/16/2025	\$850.00	25338*	09/30/2025	\$105.00
25265	09/16/2025	\$656.22	25297	09/16/2025	\$9,790.00	25339	09/26/2025	\$805.50
25266	09/16/2025	\$448.00	25298	09/11/2025	\$1,126.05	25340	09/30/2025	\$285.60
25267	09/17/2025	\$10,534.91	25299	09/11/2025	\$468.90	25345*	09/30/2025	\$640.00
25268	09/30/2025	\$220.50	25300	09/12/2025	\$196.50	25346	09/29/2025	\$1,019.52
25269	09/22/2025	\$4,690.00	25301	09/16/2025	\$20,131.17	25348*	09/30/2025	\$32,535.56
25270	09/17/2025	\$575.00	25302	09/23/2025	\$501.70	25351*	09/30/2025	\$662.68
25271	09/15/2025	\$270.13	25303	09/11/2025	\$33,137.07	25352	09/30/2025	\$230.89
25272	09/22/2025	\$92.59	25304	09/16/2025	\$411.75	25354*	09/30/2025	\$100.00
25273	09/11/2025	\$1,790.60	25305	09/26/2025	\$850.00	25356*	09/30/2025	\$1,154.00
25275*	09/15/2025	\$5,675.00	25306	09/25/2025	\$500.00	25358*	09/30/2025	\$8,828.41

PUBLIC FUNDS INTERES - XXXXXX5217 (continued)

Checks Cleared (continued)

Check Nbr	Date	Amount	Check Nbr	Date	Amount	Check Nbr	Date	Amount
25359	09/26/2025	\$184.35	25366	09/26/2025	\$1,493.25	25384	09/30/2025	\$1,705.47
25361*	09/26/2025	\$473.85	25381*	09/30/2025	\$67.47			
25365*	09/30/2025	\$561.00	25383*	09/30/2025	\$96.86			

* Indicates skipped check number

Overdraft and Returned Item Fees





	Total for this period	Total year-to-date
Total Overdraft Fees	\$0.00	\$0.00
Total Returned Item Fees	\$0.00	\$0.00

THIS PAGE LEFT INTENTIONALLY BLANK

PO Drawer 29
Umatilla FL 32784

TOWN OF MONTVERDE
PO BOX 560008
MONTVERDE FL 34756-0008

Managing Your Accounts

	Branch	Clermont
	Customer Care Center	(352)669-2121
	Online Access	www.unitedsouthernbank.com
	Daisy	(877) 612-8725

Summary of Accounts

USB cares about your privacy, see attached copy of our current Privacy Notice. For your convenience our Privacy Notice is always available at <https://www.unitedsouthernbank.com/privacy-policy>.

Account Type	Account Number	Ending Balance
PUBLIC FUNDS INTERES	XXXXXX7890	\$1,000.42

PUBLIC FUNDS INTERES - XXXXXX7890

Account Summary

Date	Description	Amount
08/30/2025	Beginning Balance	\$1,000.41
	1 Credit(s) This Period	\$0.01
	0 Debit(s) This Period	\$0.00
09/30/2025	Ending Balance	\$1,000.42

Interest Summary

Description	Amount
Interest Earned From 08/30/2025 Through 09/30/2025	
Annual Percentage Yield Earned	0.01%
Interest Days	32
Interest Earned	\$0.01
Interest Paid This Period	\$0.01
Interest Paid Year-to-Date	\$0.09

Account Activity

Post Date	Description	Debits	Credits	Balance
08/30/2025	Beginning Balance			\$1,000.41
09/30/2025	INTEREST		\$0.01	\$1,000.42
09/30/2025	Ending Balance			\$1,000.42

Overdraft and Returned Item Fees

	Total for this period	Total year-to-date
Total Overdraft Fees	\$0.00	\$0.00
Total Returned Item Fees	\$0.00	\$0.00



THIS FORM IS PROVIDED TO HELP YOU BALANCE YOUR STATEMENT

WITHDRAWALS OUTSTANDING NOT CHARGED TO ACCOUNT

BEFORE YOU START

Table with 3 columns: No., \$, and a blank column for recording transactions.

PLEASE BE SURE YOU HAVE ENTERED IN YOUR REGISTER ALL AUTOMATIC TRANSACTIONS SHOWN ON THE FRONT OF YOUR STATEMENT.

YOU SHOULD HAVE ADDED IF ANY OCCURRED: 1. Loan advances 2. Credit memos 3. Other automatic deposits 4. Interest paid

YOU SHOULD HAVE SUBTRACTED IF ANY OCCURRED: 1. Automatic loan payments 2. Automatic savings transfers 3. Service charges 4. Debit memos 5. Other automatic deductions and payments

BALANCE SHOWN ON THIS STATEMENT \$ ADD DEPOSITS NOT SHOWN ON THIS STATEMENT (IF ANY) \$ TOTAL \$ SUBTRACT - WITHDRAWALS OUTSTANDING \$ BALANCE \$ SHOULD AGREE WITH YOUR REGISTER BALANCE AFTER DEDUCTING SERVICE CHARGE (IF ANY) SHOWN ON THIS STATEMENT

Please examine immediately and report if incorrect, if no reply is received within 60 days the account will be considered correct.

IN CASE OF ERRORS OR QUESTIONS ABOUT YOUR ELECTRONIC TRANSFERS

Telephone or write us at the telephone number or address located on the front of this statement as soon as you can. If you think your statement or receipt is wrong or if you need more information about a transfer on the statement or receipt, we must hear from you no later than 60 days after we sent you the FIRST statement on which the error or problem appeared.

- (1) Tell us your name and account number (if any). (2) Describe the error or the transfer you are unsure about, and explain as clearly as you can why you believe there is an error or why you need more information. (3) Tell us the dollar amount of the suspected error.

We will investigate your complaint and will correct any error promptly. If we take more than 10 business days to do this, we will recredit your account for the amount you think is in error, so that you will have use of the money during the time it takes us to complete our investigation.

USB cares about your privacy. For your convenience our Privacy Notice is available at https://www.unitedsouthernbank.com/privacy.htm. If you would like a printed copy, please contact customer service at 352-669-2121.

What Does United Southern Bank Do With Your Personal Information?

Rev. 08/2025

Why? Financial companies choose how they share your personal information. Federal law gives consumers the right to limit some but not all sharing. Federal law also requires us to tell you how we collect, share, and protect your personal information. Please read this notice carefully to understand what we do.

What? The types of personal information we collect and share depend on the product or service you have with us. This information can include:

- Social security number
- Payment history
- Income
- Transaction history
- Account balances
- Checking account information

When you are no longer our customer, we continue to share your information as described in this notice.

How? All financial companies need to share customers' personal information to run their everyday business. In the section below, we list the reasons financial companies can share their customers' personal information; the reasons United Southern Bank chooses to share; and whether you can limit this sharing.

Reasons We Can Share Your Personal Information	Does United Southern Bank Share?	Can You Limit This Sharing?
For our everyday business purposes – such as to process your transactions, maintain your account(s), respond to court orders and legal investigations, or report to credit bureaus	Yes	No
For our marketing purposes – to offer our products and services to you	Yes	No
For joint marketing with other financial companies	Yes	No
For our affiliates' everyday business purposes – information about your transactions and experiences	No	We Do Not Share
For our affiliates' everyday business purposes – information about your creditworthiness	No	We Do Not Share
For our non-affiliates to market to you	No	We Do Not Share

What We Do

How does United Southern Bank protect my information? To protect your personal information from unauthorized access and use, we use security measures that comply with federal law. These measures include computer safeguards and secured files and buildings. We restrict access to nonpublic personal information about you to those employees who need to know that information to provide products and services to you.

How does United Southern Bank collect my information? We collect your personal information, for example, when you

- Open an account
- Apply for a loan or provide account information
- Give us your income information
- Pay us by check
- Make a wire transfer

We also collect your personal information from others such as credit bureaus, affiliates, or other companies.

Why can't I limit all sharing? Federal law gives you the right to limit only

- Sharing for affiliates' everyday business purposes – information about your creditworthiness
- Affiliates from using your information to market to you
- Sharing for non-affiliates to market to you

State laws and individual companies may give you additional rights to limit sharing.

Definitions

Affiliates Companies related by common ownership or control. They can be financial and non-financial companies.

- *United Southern Bank has no affiliates.*

Definitions

- Non-Affiliates** Companies not related by common ownership or control. They can be financial and non-financial companies.
- *United Southern Bank does not share with non-affiliates so they can market to you.*
-
- Joint Marketing** A formal agreement between nonaffiliated financial companies that together market financial products or services to you.
- Our joint marketing partners include check printers, credit and debit cards, mortgage, and investment service providers.

Other Important Information

In accordance with state law, United Southern Bank will not share information we collect about state residents with companies outside of United Southern Bank, except as permitted by law, such as legal processes or as required to service your account. We will limit sharing within our company to the extent required by applicable state law.

Report Criteria:

- Includes all check types
- Includes unprinted checks

Pay Period Date	Journal Code	Check Issue Date	Check Number	Payee	Payee ID	Description	GL Account	Amount	D
09/09/2025	PC	09/12/2025	660	GIFFORD, KATHLEEN P	3		999-101000	1,561.54-	D
09/09/2025	PC	09/12/2025	661	DAITNARAYAN, DIAWANTIE	8		999-101000	1,792.68-	D
09/09/2025	PC	09/12/2025	662	COWAN, BILLIE	16		999-101000	1,009.96-	D
09/09/2025	PC	09/12/2025	663	ROBERTS, GRANT	24		999-101000	461.75-	D
09/09/2025	PC	09/12/2025	664	MACK, CHARLES	36		999-101000	2,491.26-	D
09/09/2025	PC	09/12/2025	665	LARINO, DOMINGO	58		999-101000	3,778.74-	D
09/09/2025	PC	09/12/2025	666	JOHNSON, SANDRA	63		999-101000	2,122.23-	D
09/09/2025	PC	09/12/2025	667	SMITH, ALLEN	66		999-101000	1,564.33-	D
09/09/2025	PC	09/12/2025	668	YANG, MAI	67		999-101000	2,411.47-	D
09/09/2025	PC	09/12/2025	669	MILEY, HILARY	68		999-101000	460.97-	D
09/09/2025	PC	09/12/2025	670	WYNKOOP, JOSEPH	69		999-101000	923.50-	D
09/09/2025	PC	09/12/2025	671	ARELLANO, JOHN	72		999-101000	184.70-	D
09/09/2025	PC	09/12/2025	672	WOMACK, CAROL	73		999-101000	507.92-	D
09/09/2025	PC	09/12/2025	673	GAFFNEY, COREY	75		999-101000	1,243.38-	D
09/09/2025	PC	09/12/2025	674	MORGANELLI, JOSEPH	76		999-101000	461.75-	D
09/09/2025	PC	09/12/2025	675	MCINTYRE, MELISSA	77		999-101000	1,437.76-	D
09/09/2025	PC	09/12/2025	676	TREPANIER, CAROLINE	78		999-101000	1,568.16-	D
09/09/2025	PC	09/12/2025	677	BROWN, NATHANIEL	80		999-101000	1,209.94-	D
09/23/2025	PC	09/26/2025	678	GIFFORD, KATHLEEN P	3		999-101000	1,560.29-	D
09/23/2025	PC	09/26/2025	679	DAITNARAYAN, DIAWANTIE	8		999-101000	1,698.03-	D
09/23/2025	PC	09/26/2025	680	COWAN, BILLIE	16		999-101000	923.96-	D
09/23/2025	PC	09/26/2025	681	MACK, CHARLES	36		999-101000	2,497.31-	D
09/23/2025	PC	09/26/2025	682	LARINO, DOMINGO	58		999-101000	3,778.74-	D
09/23/2025	PC	09/26/2025	683	JOHNSON, SANDRA	63		999-101000	2,265.93-	D
09/23/2025	PC	09/26/2025	684	SMITH, ALLEN	66		999-101000	1,560.38-	D
09/23/2025	PC	09/26/2025	685	YANG, MAI	67		999-101000	2,258.37-	D
09/23/2025	PC	09/26/2025	686	MILEY, HILARY	68		999-101000	479.78-	D
09/23/2025	PC	09/26/2025	687	ARELLANO, JOHN	72		999-101000	646.45-	D
09/23/2025	PC	09/26/2025	688	GAFFNEY, COREY	75		999-101000	1,234.72-	D
09/23/2025	PC	09/26/2025	689	MCINTYRE, MELISSA	77		999-101000	1,440.91-	D
09/23/2025	PC	09/26/2025	690	TREPANIER, CAROLINE	78		999-101000	1,386.94-	D
09/23/2025	PC	09/26/2025	691	BROWN, NATHANIEL	80		999-101000	1,245.55-	D
09/09/2025	PC	09/08/2025	25288	GIFFORD, KATHLEEN P	3		999-101000	134.70-	
09/09/2025	PC	09/08/2025	25289	MILEY, HILARY	68		999-101000	138.52-	
09/09/2025	PC	09/08/2025	25290	GAFFNEY, COREY	75		999-101000	184.70-	
09/09/2025	PC	09/12/2025	25304	HARTLE, ALLAN	74		999-101000	411.75-	
09/09/2025	CDPT	09/12/2025	1010458	Florida Municipal Pension Trust Fu	4	401A & 457B Def Comp ROTH 45	999-101000	2,911.32-	
09/09/2025	CDPT	09/12/2025	1010459	IRS - 941 Taxes	1	941 Deposit Federal Withholding T	999-101000	6,776.86-	
09/23/2025	CDPT	09/26/2025	1010460	Colonial Life Processing Center	5	Insurance STD Pay Period: 09/23/	999-101000	796.67-	
09/23/2025	CDPT	09/26/2025	1010461	Florida Blue	2	Health Insurance Premiums	999-101000	12,292.86-	
09/23/2025	CDPT	09/26/2025	1010462	Florida Municipal Pension Trust Fu	4	401A & 457B Def Comp ROTH 45	999-101000	2,910.05-	
09/23/2025	CDPT	09/26/2025	1010463	Florida Retirement System	3	Retirement Contributions Florida R	999-101000	8,153.32-	
09/23/2025	CDPT	09/26/2025	1010464	IRS - 941 Taxes	1	941 Deposit Federal Withholding T	999-101000	6,127.21-	
09/23/2025	CDPT	09/26/2025	1010465	UHS Premium Billing (Dental)	6	Dental Insurance Dental Pay Peri	999-101000	322.21-	
09/23/2025	CDPT	09/26/2025	1010466	UHS Premium Billing (Vision)	7	Vision Insurance Vision Pay Perio	999-101000	30.52-	
Grand Totals:								<u>89,360.09-</u>	
			<u>45</u>						

D = Direct Deposit

Signature Lines

Dated: _____

Mayor: _____

City Council: _____

City Recorder: _____

Report Criteria:

Includes all check types

Includes unprinted checks

Report Criteria:
 Report type: GL detail
 Check.Type = {<->} "Adjustment"

GL Period	Check Issue Date	Check Number	Vendor Number	Payee	Invoice Number	Invoice Sequence	Invoice GL Account	Discount Taken	Invoice Amount	Check Amount
ADMINISTRATIVE IMPACT FEE FUND										
09/25	09/05/2025	25280	681	Southern Stoneworks	2192	1	170-571-605	.00	6,063.10	6,063.10
09/25	09/08/2025	25293	612	Israel Grimaldo	1495	1	170-571-605	.00	7,550.00	7,550.00
09/25	09/08/2025	25293	612	Israel Grimaldo	1496	1	170-571-605	.00	6,696.00	6,696.00
09/25	09/19/2025	25330	699	Parada Flooring Design Inc	346	1	170-571-605	.00	32,833.50	32,833.50
09/25	09/22/2025	25343	665	Cummins Custom Cabinets	060891	1	170-571-605	.00	31,792.00	31,792.00
09/25	09/22/2025	25344	665	Cummins Custom Cabinets	060891	2	170-571-605	.00	31,792.00	31,792.00
09/25	09/24/2025	25348	288	Chase	1942-Sept25	5	170-571-605	.00	231.65	231.65
09/25	09/24/2025	25348	288	Chase	1942-Sept25	8	170-571-605	.00	1,948.50	1,948.50
09/25	09/24/2025	25348	288	Chase	1942-Sept25	20	170-571-605	.00	746.64	746.64
09/25	09/24/2025	25348	288	Chase	1942-Sept25	29	170-571-605	.00	16.37	16.37
09/25	09/24/2025	25348	288	Chase	1942-Sept25	42	170-571-605	.00	40.43	40.43
09/25	09/24/2025	25348	288	Chase	1942-Sept25	46	170-571-605	.00	44.29	44.29
09/25	09/24/2025	25348	288	Chase	1942-Sept25	50	170-571-605	.00	102.50	102.50
09/25	09/24/2025	25348	288	Chase	1942-Sept25	54	170-571-605	.00	1,074.57	1,074.57
09/25	09/24/2025	25356	222	Laser Engravables	INV-0622	1	170-571-605	.00	1,154.00	1,154.00
09/25	09/24/2025	25357	65	Lowe's	980161	1	170-571-605	.00	304.84	304.84
09/25	09/24/2025	25358	717	MGM Cargo LLC	470-57697	1	170-571-605	.00	8,828.41	8,828.41
09/25	09/30/2025	25394	612	Israel Grimaldo	1498	1	170-571-605	.00	1,220.00	1,220.00
Total ADMINISTRATIVE IMPACT FEE FUND:								.00		132,438.80
CAPITAL - STORM WATER										
09/25	09/19/2025	25315	684	Blackwater Construction Services,	4	1	430-533-635	.00	103,091.88	103,091.88
09/25	09/19/2025	25342	255	Woodard & Curran	253900	1	430-533-635	.00	5,595.00	5,595.00
09/25	09/24/2025	25370	255	Woodard & Curran	254119	1	430-533-635	.00	15,880.00	15,880.00
Total CAPITAL - STORM WATER:								.00		124,566.88
CAPITAL - LIBRARY										
09/25	09/05/2025	25278	406	Ricoh USA, Inc	1104130736	1	500-571-605	.00	14,527.53	14,527.53
09/25	09/05/2025	25279	651	Slick Sliders LLC	1169	1	500-571-605	.00	2,527.50	2,527.50
09/25	09/05/2025	25279	651	Slick Sliders LLC	1176	1	500-571-605	.00	1,485.00	1,485.00
09/25	09/09/2025	25303	288	Chase	1942-Sep25	13	500-571-605	.00	4,784.70	4,784.70
09/25	09/09/2025	25303	288	Chase	1942-Sep25	27	500-571-605	.00	4,903.80	4,903.80

M = Manual Check, V = Void Check

GL Period	Check Issue Date	Check Number	Vendor Number	Payee	Invoice Number	Invoice Sequence	Invoice GL Account	Discount Taken	Invoice Amount	Check Amount
09/25	09/10/2025	25313	8	Bank of America	2709-SEP25	4	500-571-605	.00	180.20	180.20
09/25	09/10/2025	25314	269	Paul Larino	9102025	1	500-571-605	.00	527.23	527.23
09/25	09/19/2025	25340	106	Verizon Wireless	6122639920	7	500-571-410	.00	33.56	33.56
09/25	09/24/2025	25357	65	Lowe's	975110	1	500-571-635	.00	22.78-	22.78-
Total CAPITAL - LIBRARY:								.00		28,946.74
CAPITAL-WATER ENTERPRISE										
09/25	09/24/2025	25369	255	Woodard & Curran	253992	1	420-533-634	.00	41,430.75	41,430.75
Total CAPITAL-WATER ENTERPRISE:								.00		41,430.75
COMBINED CASH FUND										
09/25	09/25/2025	25372	725	Blue Ox Enterprises Llc	UREFUND-1	1	999-101700	.00	650.00	650.00
09/25	09/25/2025	25373	724	Dillon L Lopez	UREFUND-1	1	999-101700	.00	118.21	118.21
09/25	09/25/2025	25374	718	Donald Callentine	UREFUND-1	1	999-101700	.00	99.33	99.33
09/25	09/25/2025	25375	726	Dongling Pan	UREFUND-1	1	999-101700	.00	85.30	85.30
09/25	09/25/2025	25377	721	Nhat Phan And Xy Thinguyen	UREFUND-1	1	999-101700	.00	47.32	47.32
09/25	09/25/2025	25378	723	Nora Riffle	UREFUND-1	1	999-101700	.00	139.63	139.63
09/25	09/25/2025	25379	565	Pragnesha Patel	UREFUND-1	1	999-101700	.00	114.71	114.71
09/25	09/25/2025	25380	722	Robert Mack	UREFUND-1	1	999-101700	.00	50.00	50.00
09/25	09/25/2025	25381	720	Sharon Franklin	UREFUND-1	1	999-101700	.00	67.47	67.47
09/25	09/25/2025	25383	719	Teresa Lemons	UREFUND-1	1	999-101700	.00	96.86	96.86
Total COMBINED CASH FUND:								.00		1,468.83
GENERAL FUND										
09/25	09/05/2025	25261	317	Aetna - Silverscript	6234-OCT25	1	001-571-230	.00	48.30	48.30
09/25	09/05/2025	25263	22	Comcast	6423-Aug25	1	001-520-411	.00	321.60	321.60
09/25	09/05/2025	25263	22	Comcast	6431-Aug25	1	001-520-411	.00	321.60	321.60
09/25	09/05/2025	25264	23	Courtney Ayers	2215	1	001-574-481	.00	445.00	445.00
09/25	09/05/2025	25266	430	Deanco Building Solutions, Inc	14755	1	001-520-490	.00	87.00	87.00
09/25	09/05/2025	25266	430	Deanco Building Solutions, Inc	14755	2	001-513-340	.00	137.00	137.00
09/25	09/05/2025	25266	430	Deanco Building Solutions, Inc	14755	4	001-571-340	.00	87.00	87.00
09/25	09/05/2025	25267	27	Duke Energy	1858-Oct25	1	001-572-411	.00	76.06	76.06
09/25	09/05/2025	25267	27	Duke Energy	2872-Oct25	1	001-541-431	.00	142.96	142.96
09/25	09/05/2025	25267	27	Duke Energy	2894-Oct25	1	001-541-431	.00	25.76	25.76
09/25	09/05/2025	25267	27	Duke Energy	4036-Oct25	1	001-541-431	.00	22.75	22.75
09/25	09/05/2025	25267	27	Duke Energy	4458-Oct25	1	001-541-431	.00	565.14	565.14

M = Manual Check, V = Void Check

GL Period	Check Issue Date	Check Number	Vendor Number	Payee	Invoice Number	Invoice Sequence	Invoice GL Account	Discount Taken	Invoice Amount	Check Amount
09/25	09/05/2025	25267	27	Duke Energy	9100-Sept25	1	001-541-431	.00	1,627.35	1,627.35
09/25	09/05/2025	25267	27	Duke Energy	9100-Sept25	2	001-541-431	.00	719.17	719.17
09/25	09/05/2025	25267	27	Duke Energy	9100-Sept25	3	001-572-430	.00	390.69	390.69
09/25	09/05/2025	25267	27	Duke Energy	9100-Sept25	7	001-539-430	.00	244.80	244.80
09/25	09/05/2025	25267	27	Duke Energy	9100-Sept25	8	001-513-430	.00	190.19	190.19
09/25	09/05/2025	25267	27	Duke Energy	9100-Sept25	9	001-541-431	.00	32.50	32.50
09/25	09/05/2025	25267	27	Duke Energy	9100-Sept25	10	001-541-430	.00	23.61	23.61
09/25	09/05/2025	25267	27	Duke Energy	9100-Sept25	13	001-513-430	.00	564.99	564.99
09/25	09/05/2025	25267	27	Duke Energy	9100-Sept25	15	001-520-430	.00	326.29	326.29
09/25	09/05/2025	25267	27	Duke Energy	9100-Sept25	16	001-571-430	.00	191.69	191.69
09/25	09/05/2025	25267	27	Duke Energy	9100-Sept25	17	001-541-431	.00	119.48	119.48
09/25	09/05/2025	25267	27	Duke Energy	9101-Sept25	1	001-571-430	.00	959.80	959.80
09/25	09/05/2025	25267	27	Duke Energy	9101-Sept25	6	001-572-430	.00	19.34	19.34
09/25	09/05/2025	25268	126	Florida Blue	7876-OCT25	1	001-571-230	.00	220.50	220.50
09/25	09/05/2025	25269	404	Fun Times Bounce House & Party	35409	1	001-574-481	.00	4,690.00	4,690.00
09/25	09/05/2025	25270	301	Halff	10148884	1	001-202600	.00	337.50	337.50
09/25	09/05/2025	25270	301	Halff	10148885	1	001-202600	.00	237.50	237.50
09/25	09/05/2025	25273	711	Nicholas Christopher	08222025	1	001-520-343	.00	599.55	599.55
09/25	09/05/2025	25273	711	Nicholas Christopher	08252025	1	001-520-343	.00	562.35	562.35
09/25	09/05/2025	25273	711	Nicholas Christopher	09032025	1	001-520-343	.00	628.70	628.70
09/25	09/05/2025	25274	369	Pack #786	09052025	1	001-511-551	.00	750.00	750.00
09/25	09/05/2025	25275	75	Parks Consulting Services, LLC	705	1	001-519-310	.00	2,252.50	2,252.50
09/25	09/05/2025	25275	75	Parks Consulting Services, LLC	707	1	001-519-310	.00	832.50	832.50
09/25	09/05/2025	25275	75	Parks Consulting Services, LLC	708	1	001-202600	.00	2,590.00	2,590.00
09/25	09/05/2025	25276	610	Peter James Ellsworth	08202025	1	001-520-343	.00	476.55	476.55
09/25	09/05/2025	25276	610	Peter James Ellsworth	08272025	1	001-520-343	.00	466.20	466.20
09/25	09/05/2025	25276	610	Peter James Ellsworth	08282025	1	001-520-343	.00	469.80	469.80
09/25	09/05/2025	25276	610	Peter James Ellsworth	09032025	1	001-520-343	.00	473.40	473.40
09/25	09/05/2025	25282	353	Surface Water Professionals	2025-38	1	001-519-340	.00	1,875.00	1,875.00
09/25	09/05/2025	25283	200	The Lake Doctors, Inc	2046421	1	001-541-462	.00	561.00	561.00
09/25	09/05/2025	25285	376	Umana Security Services, LLC	08252025	1	001-520-343	.00	384.00	384.00
09/25	09/05/2025	25285	376	Umana Security Services, LLC	08262025	1	001-520-343	.00	196.50	196.50
09/25	09/05/2025	25285	376	Umana Security Services, LLC	08272025	1	001-520-343	.00	199.00	199.00
09/25	09/05/2025	25285	376	Umana Security Services, LLC	09022025	1	001-520-343	.00	609.00	609.00
09/25	09/05/2025	25287	107	Waste Pro of Florida Inc.	0001498436	1	001-534-340	.00	19,008.66	19,008.66
09/25	09/05/2025	25287	107	Waste Pro of Florida Inc.	0001498438	1	001-534-340	.00	2,296.78	2,296.78
09/25	09/08/2025	25292	301	Halff	10148882	1	001-202600	.00	282.50	282.50
09/25	09/08/2025	25292	301	Halff	10148883	1	001-202600	.00	472.50	472.50
09/25	09/08/2025	25295	88	Seco Energy	0010-Sept25	1	001-541-431	.00	969.22	969.22

M = Manual Check, V = Void Check

GL Period	Check Issue Date	Check Number	Vendor Number	Payee	Invoice Number	Invoice Sequence	Invoice GL Account	Discount Taken	Invoice Amount	Check Amount
09/25	09/08/2025	25295	88	Seco Energy	2802-Sept25	1	001-541-431	.00	813.22	813.22
09/25	09/08/2025	25295	88	Seco Energy	5800-Sept25	1	001-541-431	.00	219.00	219.00
09/25	09/08/2025	25295	88	Seco Energy	9513-Sept25	1	001-541-431	.00	136.00	136.00
09/25	09/08/2025	25296	252	Shelley's Septic Tanks, Inc	198682	1	001-513-440	.00	425.00	425.00
09/25	09/08/2025	25296	252	Shelley's Septic Tanks, Inc	202050	1	001-513-440	.00	425.00	425.00
09/25	09/09/2025	25298	711	Nicholas Christopher	09042025	1	001-520-343	.00	442.50	442.50
09/25	09/09/2025	25298	711	Nicholas Christopher	09052025	1	001-520-343	.00	683.55	683.55
09/25	09/09/2025	25299	610	Peter James Ellsworth	09042025	1	001-520-343	.00	468.90	468.90
09/25	09/09/2025	25300	376	Umana Security Services, LLC	09082025	1	001-520-343	.00	196.50	196.50
09/25	09/09/2025	25301	214	Alpha Inspections, Inc.	MTV072	1	001-519-315	.00	20,131.17	20,131.17
09/25	09/09/2025	25302	269	Paul Larino	9092025	1	001-513-400	.00	501.70	501.70
09/25	09/09/2025	25303	288	Chase	1942-Sep25	1	001-574-481	.00	399.29	399.29
09/25	09/09/2025	25303	288	Chase	1942-Sep25	3	001-511-490	.00	7.50	7.50
09/25	09/09/2025	25303	288	Chase	1942-Sep25	4	001-513-490	.00	7.50	7.50
09/25	09/09/2025	25303	288	Chase	1942-Sep25	6	001-513-510	.00	37.77	37.77
09/25	09/09/2025	25303	288	Chase	1942-Sep25	7	001-571-520	.00	68.46	68.46
09/25	09/09/2025	25303	288	Chase	1942-Sep25	8	001-574-481	.00	2,482.01	2,482.01
09/25	09/09/2025	25303	288	Chase	1942-Sep25	9	001-571-640	.00	1,392.43	1,392.43
09/25	09/09/2025	25303	288	Chase	1942-Sep25	10	001-571-510	.00	388.82	388.82
09/25	09/09/2025	25303	288	Chase	1942-Sep25	11	001-571-510	.00	253.83	253.83
09/25	09/09/2025	25303	288	Chase	1942-Sep25	12	001-511-510	.00	50.31	50.31
09/25	09/09/2025	25303	288	Chase	1942-Sep25	14	001-574-481	.00	113.89	113.89
09/25	09/09/2025	25303	288	Chase	1942-Sep25	15	001-513-510	.00	363.76	363.76
09/25	09/09/2025	25303	288	Chase	1942-Sep25	16	001-574-481	.00	1,671.72	1,671.72
09/25	09/09/2025	25303	288	Chase	1942-Sep25	17	001-574-481	.00	1,537.90	1,537.90
09/25	09/09/2025	25303	288	Chase	1942-Sep25	18	001-571-520	.00	344.16	344.16
09/25	09/09/2025	25303	288	Chase	1942-Sep25	19	001-519-410	.00	191.70	191.70
09/25	09/09/2025	25303	288	Chase	1942-Sep25	20	001-513-410	.00	191.70	191.70
09/25	09/09/2025	25303	288	Chase	1942-Sep25	21	001-574-481	.00	6,769.28	6,769.28
09/25	09/09/2025	25303	288	Chase	1942-Sep25	22	001-513-520	.00	34.23	34.23
09/25	09/09/2025	25303	288	Chase	1942-Sep25	23	001-574-481	.00	1,919.76	1,919.76
09/25	09/09/2025	25303	288	Chase	1942-Sep25	24	001-571-510	.00	254.98	254.98
09/25	09/09/2025	25303	288	Chase	1942-Sep25	25	001-571-510	.00	43.93	43.93
09/25	09/09/2025	25303	288	Chase	1942-Sep25	26	001-574-481	.00	4,255.26	4,255.26
09/25	09/09/2025	25303	288	Chase	1942-Sep25	28	001-571-510	.00	235.20	235.20
09/25	09/09/2025	25303	288	Chase	1942-Sep25	29	001-513-510	.00	79.40	79.40
09/25	09/09/2025	25303	288	Chase	1942-Sep25	30	001-519-510	.00	79.41	79.41
09/25	09/09/2025	25303	288	Chase	1942-Sep25	32	001-571-520	.00	179.97	179.97
09/25	09/10/2025	25305	714	Flying W Cattle 6	20468	1	001-541-460	.00	850.00	850.00

M = Manual Check, V = Void Check

GL Period	Check Issue Date	Check Number	Vendor Number	Payee	Invoice Number	Invoice Sequence	Invoice GL Account	Discount Taken	Invoice Amount	Check Amount
09/25	09/10/2025	25306	112	Summit Broadband	1024546520	1	001-513-411	.00	100.00	100.00
09/25	09/10/2025	25306	112	Summit Broadband	1024546520	2	001-519-411	.00	100.00	100.00
09/25	09/10/2025	25306	112	Summit Broadband	1024546520	3	001-571-411	.00	100.00	100.00
09/25	09/10/2025	25306	112	Summit Broadband	1024546520	4	001-572-411	.00	100.00	100.00
09/25	09/10/2025	25307	700	Caroline Trepanier	9102025	1	001-511-491	.00	16.99	16.99
09/25	09/10/2025	25309	58	Lake County BOCC	JUL2025	1	001-208600	.00	11,190.40	11,190.40
09/25	09/10/2025	25309	58	Lake County BOCC	JUL2025	2	001-208500	.00	3,873.44	3,873.44
09/25	09/10/2025	25309	58	Lake County BOCC	JUL2025	3	001-208300	.00	83,792.00	83,792.00
09/25	09/10/2025	25309	58	Lake County BOCC	JUL2025	4	001-208200	.00	34,968.00	34,968.00
09/25	09/10/2025	25309	58	Lake County BOCC	JUL2025	5	001-208400	.00	1,912.00	1,912.00
09/25	09/10/2025	25312	58	Lake County BOCC	AUG2025	1	001-208600	.00	4,196.40	4,196.40
09/25	09/10/2025	25312	58	Lake County BOCC	AUG2025	2	001-208500	.00	968.36	968.36
09/25	09/10/2025	25312	58	Lake County BOCC	AUG2025	3	001-208500	.00	449.57	449.57
09/25	09/10/2025	25312	58	Lake County BOCC	AUG2025	4	001-208300	.00	31,422.00	31,422.00
09/25	09/10/2025	25312	58	Lake County BOCC	AUG2025	5	001-208200	.00	8,742.00	8,742.00
09/25	09/10/2025	25312	58	Lake County BOCC	AUG2025	6	001-208200	.00	3,806.00	3,806.00
09/25	09/10/2025	25312	58	Lake County BOCC	AUG2025	7	001-208400	.00	717.00	717.00
09/25	09/10/2025	25313	8	Bank of America	2709-SEP25	2	001-571-510	.00	116.09	116.09
09/25	09/10/2025	25313	8	Bank of America	2709-SEP25	3	001-571-510	.00	135.68	135.68
09/25	09/10/2025	25313	8	Bank of America	2709-SEP25	5	001-513-550	.00	183.15	183.15
09/25	09/10/2025	25313	8	Bank of America	2709-SEP25	6	001-513-550	.00	725.00	725.00
09/25	09/10/2025	25313	8	Bank of America	2709-SEP25	7	001-511-550	.00	175.00-	175.00-
09/25	09/10/2025	25313	8	Bank of America	2709-SEP25	8	001-571-510	.00	80.30	80.30
09/25	09/10/2025	25313	8	Bank of America	2709-SEP25	9	001-571-510	.00	168.26	168.26
09/25	09/10/2025	25313	8	Bank of America	2709-SEP25	10	001-519-605	.00	1,239.96	1,239.96
09/25	09/10/2025	25313	8	Bank of America	2709-SEP25	11	001-519-605	.00	21.27	21.27
09/25	09/10/2025	25313	8	Bank of America	2709-SEP25	12	001-513-492	.00	3.06-	3.06-
09/25	09/10/2025	25313	8	Bank of America	2709-SEP25	13	001-513-490	.00	56.75	56.75
09/25	09/19/2025	25316	712	Booksamillion.com	2525200064	1	001-571-660	.00	13.84	13.84
09/25	09/19/2025	25316	712	Booksamillion.com	2525200075	1	001-571-660	.00	378.99	378.99
09/25	09/19/2025	25316	712	Booksamillion.com	2525300008	1	001-571-660	.00	6.64	6.64
09/25	09/19/2025	25316	712	Booksamillion.com	2525300064	1	001-571-660	.00	394.78	394.78
09/25	09/19/2025	25316	712	Booksamillion.com	2525300475	1	001-571-660	.00	203.60	203.60
09/25	09/19/2025	25319	441	Claudia Wynkoop	9192025	1	001-571-510	.00	10.23	10.23
09/25	09/19/2025	25320	23	Courtney Ayers	2224	1	001-574-481	.00	275.00	275.00
09/25	09/19/2025	25321	170	Crest Concrete	1728	1	001-541-630	.00	1,150.00	1,150.00
09/25	09/19/2025	25322	25	Demco Inc.	7692495	1	001-571-510	.00	202.30	202.30
09/25	09/19/2025	25323	34	Florida Elections Commission	11042025	1	001-202400	.00	60.00	60.00
09/25	09/19/2025	25323	34	Florida Elections Commission	11042025	2	001-202400	.00	60.00	60.00

M = Manual Check, V = Void Check

GL Period	Check Issue Date	Check Number	Vendor Number	Payee	Invoice Number	Invoice Sequence	Invoice GL Account	Discount Taken	Invoice Amount	Check Amount
09/25	09/19/2025	25323	34	Florida Elections Commission	11042025	3	001-202400	.00	60.00	60.00
09/25	09/19/2025	25323	34	Florida Elections Commission	11042025	4	001-202400	.00	60.00	60.00
09/25	09/19/2025	25323	34	Florida Elections Commission	11042025	5	001-202400	.00	120.00	120.00
09/25	09/19/2025	25325	152	I - Tech Support Inc.	0061807	1	001-513-340	.00	370.43	370.43
09/25	09/19/2025	25325	152	I - Tech Support Inc.	0061807	2	001-519-340	.00	370.43	370.43
09/25	09/19/2025	25325	152	I - Tech Support Inc.	0061807	3	001-539-340	.00	370.43	370.43
09/25	09/19/2025	25325	152	I - Tech Support Inc.	0061807	4	001-571-340	.00	370.43	370.43
09/25	09/19/2025	25326	716	Jessica Langley Lowe, P.A.	14095	1	001-524-310	.00	1,137.50	1,137.50
09/25	09/25/2025	25326	716	Jessica Langley Lowe, P.A.	14095	1	001-524-310	.00	1,137.50-	1,137.50- V
09/25	09/19/2025	25327	715	John Nelson	0003761	1	001-572-460	.00	100.00	100.00
09/25	09/19/2025	25328	64	Law Office of Anita Geraci-Carver,	12614	1	001-514-310	.00	4,980.00	4,980.00
09/25	09/19/2025	25328	64	Law Office of Anita Geraci-Carver,	12615	1	001-202600	.00	440.00	440.00
09/25	09/19/2025	25329	711	Nicholas Christopher	09102025	1	001-520-343	.00	274.20	274.20
09/25	09/19/2025	25329	711	Nicholas Christopher	09152025	1	001-520-343	.00	631.00	631.00
09/25	09/19/2025	25330	699	Parada Flooring Design Inc	345	1	001-513-605	.00	5,810.25	5,810.25
09/25	09/19/2025	25331	610	Peter James Ellsworth	09102025	1	001-520-343	.00	473.40	473.40
09/25	09/19/2025	25331	610	Peter James Ellsworth	09112025	1	001-520-343	.00	622.50	622.50
09/25	09/19/2025	25331	610	Peter James Ellsworth	09172025	1	001-520-343	.00	469.80	469.80
09/25	09/19/2025	25333	325	Preferred Materials Inc	2376964	1	001-541-630	.00	1,222.50	1,222.50
09/25	09/19/2025	25334	86	Rob's Septic Tanks, Inc	09042025PO	1	001-539-460	.00	449.00	449.00
09/25	09/19/2025	25335	142	South Lake Chamber of Commerc	63166	1	001-511-540	.00	725.00	725.00
09/25	09/19/2025	25336	386	Table Top Catering	E09117	1	001-511-491	.00	1,001.53	1,001.53
09/25	09/19/2025	25337	228	Terry Powers	174530	1	001-572-340	.00	270.00	270.00
09/25	09/19/2025	25338	200	The Lake Doctors, Inc	2052543	1	001-541-462	.00	105.00	105.00
09/25	09/19/2025	25339	376	Umana Security Services, LLC	09102025	1	001-520-343	.00	459.00	459.00
09/25	09/19/2025	25339	376	Umana Security Services, LLC	09162025	1	001-520-343	.00	346.50	346.50
09/25	09/19/2025	25340	106	Verizon Wireless	6122639920	1	001-513-410	.00	36.07	36.07
09/25	09/19/2025	25340	106	Verizon Wireless	6122639920	3	001-539-410	.00	35.98	35.98
09/25	09/19/2025	25340	106	Verizon Wireless	6122639920	5	001-520-410	.00	35.98	35.98
09/25	09/19/2025	25340	106	Verizon Wireless	6122639920	8	001-513-410	.00	35.98	35.98
09/25	09/19/2025	25341	125	Vital Catalyst, LLC	INV-2663	1	001-513-340	.00	100.00	100.00
09/25	09/24/2025	25345	676	Awards and Engraving FL	103	1	001-574-486	.00	640.00	640.00
09/25	09/24/2025	25346	8	Bank of America	2709-SEP25	14	001-513-490	.00	56.75	56.75
09/25	09/24/2025	25346	8	Bank of America	9514-Sep25	1	001-513-520	.00	182.18	182.18
09/25	09/24/2025	25346	8	Bank of America	9514-Sep25	2	001-539-460	.00	201.90	201.90
09/25	09/24/2025	25346	8	Bank of America	9514-Sep25	4	001-572-460	.00	268.69	268.69
09/25	09/24/2025	25347	712	Booksamillion.com	2525401059	1	001-571-660	.00	338.56	338.56
09/25	09/24/2025	25347	712	Booksamillion.com	2525403553	1	001-571-660	.00	92.88	92.88
09/25	09/24/2025	25347	712	Booksamillion.com	2525405159	1	001-571-660	.00	211.37	211.37

M = Manual Check, V = Void Check

GL Period	Check Issue Date	Check Number	Vendor Number	Payee	Invoice Number	Invoice Sequence	Invoice GL Account	Discount Taken	Invoice Amount	Check Amount
09/25	09/24/2025	25347	712	Booksamillion.com	2525500007	1	001-571-660	.00	70.48	70.48
09/25	09/24/2025	25347	712	Booksamillion.com	2525502157	1	001-571-660	.00	31.43	31.43
09/25	09/24/2025	25347	712	Booksamillion.com	2525502563	1	001-571-660	.00	324.27	324.27
09/25	09/24/2025	25347	712	Booksamillion.com	2526000055	1	001-571-660	.00	935.83	935.83
09/25	09/24/2025	25347	712	Booksamillion.com	2526000056	1	001-571-660	.00	753.84	753.84
09/25	09/24/2025	25347	712	Booksamillion.com	2526100001	1	001-571-660	.00	157.12	157.12
09/25	09/24/2025	25347	712	Booksamillion.com	2526100002	1	001-571-660	.00	722.13	722.13
09/25	09/24/2025	25347	712	Booksamillion.com	2526100005	1	001-571-660	.00	51.35	51.35
09/25	09/24/2025	25347	712	Booksamillion.com	2526103303	1	001-571-660	.00	153.46	153.46
09/25	09/24/2025	25347	712	Booksamillion.com	2526103312	1	001-571-660	.00	263.40	263.40
09/25	09/24/2025	25348	288	Chase	1942-Sept25	1	001-571-510	.00	28.35	28.35
09/25	09/24/2025	25348	288	Chase	1942-Sept25	2	001-574-481	.00	28.36	28.36
09/25	09/24/2025	25348	288	Chase	1942-Sept25	3	001-571-510	.00	20.99-	20.99-
09/25	09/24/2025	25348	288	Chase	1942-Sept25	4	001-519-605	.00	231.66	231.66
09/25	09/24/2025	25348	288	Chase	1942-Sept25	6	001-571-640	.00	231.65	231.65
09/25	09/24/2025	25348	288	Chase	1942-Sept25	7	001-519-605	.00	1,948.50	1,948.50
09/25	09/24/2025	25348	288	Chase	1942-Sept25	9	001-571-640	.00	1,948.50	1,948.50
09/25	09/24/2025	25348	288	Chase	1942-Sept25	10	001-571-510	.00	159.67	159.67
09/25	09/24/2025	25348	288	Chase	1942-Sept25	11	001-574-481	.00	159.66	159.66
09/25	09/24/2025	25348	288	Chase	1942-Sept25	12	001-571-510	.00	211.83	211.83
09/25	09/24/2025	25348	288	Chase	1942-Sept25	13	001-519-510	.00	211.83	211.83
09/25	09/24/2025	25348	288	Chase	1942-Sept25	14	001-513-510	.00	37.54	37.54
09/25	09/24/2025	25348	288	Chase	1942-Sept25	16	001-571-510	.00	74.99	74.99
09/25	09/24/2025	25348	288	Chase	1942-Sept25	17	001-519-510	.00	74.99	74.99
09/25	09/24/2025	25348	288	Chase	1942-Sept25	18	001-519-605	.00	746.64	746.64
09/25	09/24/2025	25348	288	Chase	1942-Sept25	19	001-571-640	.00	746.64	746.64
09/25	09/24/2025	25348	288	Chase	1942-Sept25	22	001-574-486	.00	2,152.00	2,152.00
09/25	09/24/2025	25348	288	Chase	1942-Sept25	23	001-572-605	.00	400.00	400.00
09/25	09/24/2025	25348	288	Chase	1942-Sept25	24	001-513-510	.00	15.95	15.95
09/25	09/24/2025	25348	288	Chase	1942-Sept25	26	001-513-510	.00	32.39	32.39
09/25	09/24/2025	25348	288	Chase	1942-Sept25	28	001-571-640	.00	16.36	16.36
09/25	09/24/2025	25348	288	Chase	1942-Sept25	31	001-574-481	.00	16.36	16.36
09/25	09/24/2025	25348	288	Chase	1942-Sept25	32	001-539-490	.00	224.96	224.96
09/25	09/24/2025	25348	288	Chase	1942-Sept25	34	001-513-510	.00	29.45	29.45
09/25	09/24/2025	25348	288	Chase	1942-Sept25	35	001-539-510	.00	29.45	29.45
09/25	09/24/2025	25348	288	Chase	1942-Sept25	36	001-513-510	.00	8.88	8.88
09/25	09/24/2025	25348	288	Chase	1942-Sept25	37	001-539-510	.00	17.68	17.68
09/25	09/24/2025	25348	288	Chase	1942-Sept25	39	001-541-520	.00	17.66	17.66
09/25	09/24/2025	25348	288	Chase	1942-Sept25	40	001-519-510	.00	17.66	17.66

M = Manual Check, V = Void Check

GL Period	Check Issue Date	Check Number	Vendor Number	Payee	Invoice Number	Invoice Sequence	Invoice GL Account	Discount Taken	Invoice Amount	Check Amount
09/25	09/24/2025	25348	288	Chase	1942-Sept25	41	001-571-640	.00	40.42	40.42
09/25	09/24/2025	25348	288	Chase	1942-Sept25	44	001-574-481	.00	40.42	40.42
09/25	09/24/2025	25348	288	Chase	1942-Sept25	45	001-571-640	.00	44.28	44.28
09/25	09/24/2025	25348	288	Chase	1942-Sept25	48	001-574-481	.00	44.28	44.28
09/25	09/24/2025	25348	288	Chase	1942-Sept25	49	001-571-640	.00	102.50	102.50
09/25	09/24/2025	25348	288	Chase	1942-Sept25	52	001-574-481	.00	102.49	102.49
09/25	09/24/2025	25348	288	Chase	1942-Sept25	53	001-571-640	.00	1,074.57	1,074.57
09/25	09/24/2025	25348	288	Chase	1942-Sept25	56	001-574-481	.00	1,074.57	1,074.57
09/25	09/24/2025	25348	288	Chase	1942-Sept25	58	001-511-520	.00	96.44	96.44
09/25	09/24/2025	25348	288	Chase	1942-Sept25	59	001-513-522	.00	96.44	96.44
09/25	09/24/2025	25348	288	Chase	1942-Sept25	61	001-511-520	.00	41.52	41.52
09/25	09/24/2025	25348	288	Chase	1942-Sept25	62	001-571-640	.00	2,023.40	2,023.40
09/25	09/24/2025	25348	288	Chase	1942-Sept25	63	001-571-640	.00	134.99	134.99
09/25	09/24/2025	25348	288	Chase	1942-Sept25	64	001-574-481	.00	135.00	135.00
09/25	09/24/2025	25348	288	Chase	1942-Sept25	66	001-511-520	.00	515.92	515.92
09/25	09/24/2025	25348	288	Chase	1942-Sept25	67	001-513-522	.00	500.00	500.00
09/25	09/24/2025	25348	288	Chase	1942-Sept25	69	001-574-481	.00	45.50	45.50
09/25	09/24/2025	25348	288	Chase	1942-Sept25	70	001-571-640	.00	382.40	382.40
09/25	09/24/2025	25348	288	Chase	1942-Sept25	71	001-571-640	.00	350.46	350.46
09/25	09/24/2025	25349	479	City Electric Supply Clermont	CLR/011932	1	001-519-605	.00	239.58-	239.58-
09/25	09/24/2025	25349	479	City Electric Supply Clermont	CLR/218328	1	001-519-605	.00	259.81	259.81
09/25	09/24/2025	25349	479	City Electric Supply Clermont	CLR/218531	1	001-519-605	.00	64.70	64.70
09/25	09/24/2025	25349	479	City Electric Supply Clermont	CLR/218535	1	001-519-605	.00	32.35	32.35
09/25	09/24/2025	25349	479	City Electric Supply Clermont	CLR/218616	1	001-519-605	.00	399.28	399.28
09/25	09/24/2025	25349	479	City Electric Supply Clermont	OLW/303216	1	001-519-605	.00	247.67	247.67
09/25	09/24/2025	25349	479	City Electric Supply Clermont	WB1/709493	1	001-519-605	.00	519.62	519.62
09/25	09/24/2025	25349	479	City Electric Supply Clermont	WB1/711134	1	001-519-605	.00	10.61	10.61
09/25	09/24/2025	25349	479	City Electric Supply Clermont	WB2/048111	1	001-519-605	.00	17.40-	17.40-
09/25	09/24/2025	25350	153	Clermont Mowers & Equipment	224636	1	001-539-460	.00	30.00	30.00
09/25	09/24/2025	25352	300	Gannett Medica Corp	0007300051	1	001-511-445	.00	230.89	230.89
09/25	09/24/2025	25353	301	Half	10148881	1	001-202600	.00	537.50	537.50
09/25	09/24/2025	25353	301	Half	10150849	1	001-202600	.00	971.25	971.25
09/25	09/24/2025	25354	145	Lake County Board of County Offi	176577	1	001-202400	.00	20.00	20.00
09/25	09/24/2025	25354	145	Lake County Board of County Offi	177294	1	001-202400	.00	20.00	20.00
09/25	09/24/2025	25354	145	Lake County Board of County Offi	177294	2	001-202400	.00	20.00	20.00
09/25	09/24/2025	25354	145	Lake County Board of County Offi	177294	3	001-202400	.00	20.00	20.00
09/25	09/24/2025	25354	145	Lake County Board of County Offi	177294	4	001-202400	.00	20.00	20.00
09/25	09/24/2025	25355	393	Lakeshore Tree Service, LLC	9242025	1	001-539-460	.00	2,000.00	2,000.00
09/25	09/24/2025	25355	393	Lakeshore Tree Service, LLC	9242025	2	001-541-460	.00	2,000.00	2,000.00

M = Manual Check, V = Void Check

GL Period	Check Issue Date	Check Number	Vendor Number	Payee	Invoice Number	Invoice Sequence	Invoice GL Account	Discount Taken	Invoice Amount	Check Amount
09/25	09/24/2025	25357	65	Lowe's	979076	1	001-519-605	.00	48.30	48.30
09/25	09/24/2025	25357	65	Lowe's	984043	1	001-513-460	.00	33.79	33.79
09/25	09/24/2025	25357	65	Lowe's	997217	1	001-519-605	.00	37.98	37.98
09/25	09/24/2025	25359	711	Nicholas Christopher	09182025	1	001-520-343	.00	184.35	184.35
09/25	09/24/2025	25360	75	Parks Consulting Services, LLC	706	1	001-519-310	.00	2,220.00	2,220.00
09/25	09/24/2025	25361	610	Peter James Ellsworth	09182025	1	001-520-343	.00	473.85	473.85
09/25	09/24/2025	25363	359	Simplifile	4859658747	1	001-524-310	.00	158.75	158.75
09/25	09/24/2025	25364	95	The Home Depot Credit Services	2624167	1	001-513-460	.00	81.85	81.85
09/25	09/24/2025	25364	95	The Home Depot Credit Services	3023041	2	001-539-460	.00	70.00	70.00
09/25	09/24/2025	25364	95	The Home Depot Credit Services	5021728	1	001-513-460	.00	11.33	11.33
09/25	09/24/2025	25365	200	The Lake Doctors, Inc	2046422	1	001-541-462	.00	561.00	561.00
09/25	09/24/2025	25366	376	Umana Security Services, LLC	09202025	1	001-520-343	.00	459.00	459.00
09/25	09/24/2025	25366	376	Umana Security Services, LLC	09222025	1	001-520-343	.00	609.00	609.00
09/25	09/24/2025	25366	376	Umana Security Services, LLC	09232025	1	001-520-343	.00	425.25	425.25
09/25	09/24/2025	25367	110	Wex Bank	107358690	3	001-539-524	.00	190.08	190.08
09/25	09/24/2025	25371	27	Duke Energy	1140-Oct25	1	001-541-430	.00	23.74	23.74
09/25	09/24/2025	25371	27	Duke Energy	1398-Oct25	1	001-572-430	.00	227.26	227.26
09/25	09/24/2025	25371	27	Duke Energy	1588-Oct25	1	001-541-431	.00	1,627.93	1,627.93
09/25	09/24/2025	25371	27	Duke Energy	2872-Oct25	4	001-541-431	.00	.03	.03
09/25	09/24/2025	25371	27	Duke Energy	2894-Oct25	4	001-541-431	.00	.02	.02
09/25	09/24/2025	25371	27	Duke Energy	3564-Oct25	1	001-513-430	.00	133.09	133.09
09/25	09/24/2025	25371	27	Duke Energy	3803-Oct25	1	001-541-431	.00	32.49	32.49
09/25	09/24/2025	25371	27	Duke Energy	4036-Oct25	4	001-541-431	.00	.01	.01
09/25	09/24/2025	25371	27	Duke Energy	4250-Oct25	1	001-539-430	.00	218.97	218.97
09/25	09/24/2025	25371	27	Duke Energy	4458-Oct25	4	001-541-431	.00	.12	.12
09/25	09/24/2025	25371	27	Duke Energy	5092-Oct25	1	001-541-431	.00	719.31	719.31
09/25	09/24/2025	25371	27	Duke Energy	5268-Oct25	1	001-571-430	.00	832.71	832.71
09/25	09/24/2025	25371	27	Duke Energy	9355-Oct25	1	001-572-430	.00	19.34	19.34
09/25	09/25/2025	25376	716	Langley & Lowe Law Firm PLLC	14095	3	001-524-310	.00	1,137.50	1,137.50
09/25	09/30/2025	25385	712	Booksamillion.com	2525300066	1	001-571-660	.00	547.28	547.28
09/25	09/30/2025	25385	712	Booksamillion.com	2526003191	1	001-571-660	.00	1,083.73	1,083.73
09/25	09/30/2025	25385	712	Booksamillion.com	2526101350	1	001-571-660	.00	111.36	111.36
09/25	09/30/2025	25385	712	Booksamillion.com	2526101942	1	001-571-660	.00	5.59	5.59
09/25	09/30/2025	25385	712	Booksamillion.com	2526103309	1	001-571-660	.00	360.58	360.58
09/25	09/30/2025	25385	712	Booksamillion.com	2526103316	1	001-571-660	.00	893.36	893.36
09/25	09/30/2025	25385	712	Booksamillion.com	2526200038	1	001-571-660	.00	16.24	16.24
09/25	09/30/2025	25385	712	Booksamillion.com	2526200069	1	001-571-660	.00	52.00	52.00
09/25	09/30/2025	25385	712	Booksamillion.com	2526200079	1	001-571-660	.00	302.53	302.53
09/25	09/30/2025	25385	712	Booksamillion.com	2526200080	1	001-571-660	.00	13.59	13.59

M = Manual Check, V = Void Check

GL Period	Check Issue Date	Check Number	Vendor Number	Payee	Invoice Number	Invoice Sequence	Invoice GL Account	Discount Taken	Invoice Amount	Check Amount
09/25	09/30/2025	25385	712	Booksamillion.com	2526200100	1	001-571-660	.00	314.11	314.11
09/25	09/30/2025	25385	712	Booksamillion.com	2526200106	1	001-571-660	.00	118.31	118.31
09/25	09/30/2025	25385	712	Booksamillion.com	2526200108	1	001-571-660	.00	392.98	392.98
09/25	09/30/2025	25385	712	Booksamillion.com	2526200113	1	001-571-660	.00	118.28	118.28
09/25	09/30/2025	25385	712	Booksamillion.com	2526300002	1	001-571-660	.00	215.93	215.93
09/25	09/30/2025	25385	712	Booksamillion.com	2526300004	1	001-571-660	.00	29.52	29.52
09/25	09/30/2025	25385	712	Booksamillion.com	2526300008	1	001-571-660	.00	359.86	359.86
09/25	09/30/2025	25385	712	Booksamillion.com	2526400012	1	001-571-660	.00	14.39	14.39
09/25	09/30/2025	25385	712	Booksamillion.com	2526500227	1	001-571-660	.00	15.19	15.19
09/25	09/30/2025	25385	712	Booksamillion.com	2526500231	1	001-571-660	.00	13.59	13.59
09/25	09/30/2025	25385	712	Booksamillion.com	2526500495	1	001-571-660	.00	52.76	52.76
09/25	09/30/2025	25385	712	Booksamillion.com	2526500812	1	001-571-660	.00	15.99	15.99
09/25	09/30/2025	25385	712	Booksamillion.com	2526500828	1	001-571-660	.00	729.51	729.51
09/25	09/30/2025	25385	712	Booksamillion.com	2526501355	1	001-571-660	.00	187.90	187.90
09/25	09/30/2025	25385	712	Booksamillion.com	2526700003	1	001-571-660	.00	145.67	145.67
09/25	09/30/2025	25385	712	Booksamillion.com	2526700029	1	001-571-660	.00	25.85	25.85
09/25	09/30/2025	25385	712	Booksamillion.com	2526700046	1	001-571-660	.00	8.79	8.79
09/25	09/30/2025	25385	712	Booksamillion.com	2526700332	1	001-571-660	.00	15.99	15.99
09/25	09/30/2025	25385	712	Booksamillion.com	2526800027	1	001-571-660	.00	47.19	47.19
09/25	09/30/2025	25385	712	Booksamillion.com	2526800048	1	001-571-660	.00	15.99	15.99
09/25	09/30/2025	25385	712	Booksamillion.com	2526800052	1	001-571-660	.00	5.84	5.84
09/25	09/30/2025	25386	324	Builders Firstsource	90931980	1	001-513-605	.00	342.00	342.00
09/25	09/30/2025	25387	561	Circle D Plumbing, Inc	7312025	1	001-519-605	.00	9,642.00	9,642.00
09/25	09/30/2025	25388	22	Comcast	6423-Sep25	1	001-520-411	.00	321.60	321.60
09/25	09/30/2025	25388	22	Comcast	6431-Sep25	1	001-520-411	.00	321.60	321.60
09/25	09/30/2025	25390	622	Duncan Mechanical Services	46053693	1	001-513-460	.00	1,125.00	1,125.00
09/25	09/30/2025	25390	622	Duncan Mechanical Services	49076901	1	001-519-605	.00	4,600.00	4,600.00
09/25	09/30/2025	25392	301	Halff	10128977	1	001-202600	.00	293.75	293.75
09/25	09/30/2025	25392	301	Halff	10134777	1	001-202600	.00	412.50	412.50
09/25	09/30/2025	25392	301	Halff	10136777	1	001-202600	.00	717.50	717.50
09/25	09/30/2025	25396	215	John Arellano	2208	1	001-519-605	.00	35.00	35.00
09/25	09/30/2025	25397	75	Parks Consulting Services, LLC	714	1	001-519-310	.00	1,295.00	1,295.00
09/25	09/30/2025	25398	562	Rafaeline Rodriguez	867	1	001-513-605	.00	790.00	790.00
09/25	09/30/2025	25398	562	Rafaeline Rodriguez	867	2	001-511-460	.00	790.00	790.00
09/25	09/30/2025	25398	562	Rafaeline Rodriguez	868	1	001-519-605	.00	760.00	760.00
09/25	09/30/2025	25399	728	Rhoden Land Surveying, Inc	17176	1	001-539-464	.00	175.00	175.00
Total GENERAL FUND:								.00	378,515.80	

M = Manual Check, V = Void Check

GL Period	Check Issue Date	Check Number	Vendor Number	Payee	Invoice Number	Invoice Sequence	Invoice GL Account	Discount Taken	Invoice Amount	Check Amount
PARKS & REC IMPACT FEE FUND										
09/25	09/19/2025	25318	561	Circle D Plumbing, Inc	353706	1	140-572-631	.00	7,259.00	7,259.00
09/25	09/24/2025	25362	86	Rob's Septic Tanks, Inc	09172027IIN	1	140-572-631	.00	6,500.00	6,500.00
Total PARKS & REC IMPACT FEE FUND:								.00		13,759.00
SEWER-ENTERPRISE (WASTE WATER)										
09/25	09/05/2025	25262	396	City of Clermont-Utility Dept	2713652	1	421-535-576	.00	1,463.95	1,463.95
09/25	09/05/2025	25262	396	City of Clermont-Utility Dept	2714757	1	421-535-576	.00	4,760.53	4,760.53
09/25	09/05/2025	25267	27	Duke Energy	9101-Sept25	4	421-535-430	.00	84.91	84.91
09/25	09/05/2025	25272	57	Lake Apopka Natural Gas District	3337-AUG25	1	421-535-430	.00	62.91	62.91
09/25	09/09/2025	25303	288	Chase	1942-Sept25	5	421-535-460	.00	7.49	7.49
09/25	09/24/2025	25348	288	Chase	1942-Sept25	60	421-535-460	.00	96.44	96.44
09/25	09/24/2025	25348	288	Chase	1942-Sept25	68	421-535-460	.00	507.95	507.95
09/25	09/24/2025	25371	27	Duke Energy	8420-Oct25	1	421-535-430	.00	104.73	104.73
Total SEWER-ENTERPRISE (WASTE WATER):								.00		7,088.91
WATER										
09/25	09/05/2025	25263	22	Comcast	3222-Aug25	1	400-533-411	.00	316.60	316.60
09/25	09/05/2025	25263	22	Comcast	3446-Aug25	1	400-533-411	.00	318.35	318.35
09/25	09/05/2025	25265	24	Dave Symonds & Associates	35547	1	400-533-520	.00	656.22	656.22
09/25	09/05/2025	25266	430	Deanco Building Solutions, Inc	14755	3	400-533-340	.00	137.00	137.00
09/25	09/05/2025	25267	27	Duke Energy	9100-Sept25	4	400-533-430	.00	361.25	361.25
09/25	09/05/2025	25267	27	Duke Energy	9100-Sept25	5	400-533-430	.00	311.71	311.71
09/25	09/05/2025	25267	27	Duke Energy	9100-Sept25	6	400-533-430	.00	311.33	311.33
09/25	09/05/2025	25267	27	Duke Energy	9100-Sept25	11	400-533-430	.00	1,582.56	1,582.56
09/25	09/05/2025	25267	27	Duke Energy	9100-Sept25	12	400-533-430	.00	565.00	565.00
09/25	09/05/2025	25267	27	Duke Energy	9100-Sept25	14	400-533-430	.00	482.92	482.92
09/25	09/05/2025	25267	27	Duke Energy	9101-Sept25	2	400-533-430	.00	321.15	321.15
09/25	09/05/2025	25267	27	Duke Energy	9101-Sept25	3	400-533-430	.00	114.92	114.92
09/25	09/05/2025	25267	27	Duke Energy	9101-Sept25	5	400-533-430	.00	58.08	58.08
09/25	09/05/2025	25267	27	Duke Energy	9445-Oct25	1	400-533-430	.00	98.51	98.51
09/25	09/05/2025	25271	206	Hawkins, Inc	7185803	1	400-533-520	.00	243.63	243.63
09/25	09/05/2025	25271	206	Hawkins, Inc	7185803	2	400-533-520	.00	26.50	26.50
09/25	09/05/2025	25272	57	Lake Apopka Natural Gas District	4959-AUG25	1	400-533-430	.00	29.68	29.68
09/25	09/05/2025	25277	81	Plant Technicians, Inc	INV-250263	1	400-533-340	.00	125.00	125.00
09/25	09/05/2025	25281	90	Sunshine State One Call, Inc.	PS-INV1052	1	400-533-340	.00	128.43	128.43
09/25	09/05/2025	25284	352	Town of Oakland	4776-AUG25	1	400-533-577	.00	1,684.05	1,684.05

M = Manual Check, V = Void Check

GL Period	Check Issue Date	Check Number	Vendor Number	Payee	Invoice Number	Invoice Sequence	Invoice GL Account	Discount Taken	Invoice Amount	Check Amount
09/25	09/05/2025	25286	119	Valli Information Systems, Inc	102196	1	400-533-340	.00	1,299.33	1,299.33
09/25	09/08/2025	25291	27	Duke Energy	9320-OCT25	1	400-533-430	.00	161.32	161.32
09/25	09/08/2025	25294	81	Plant Technicians, Inc	INV-2502667	1	400-533-340	.00	277.00	277.00
09/25	09/08/2025	25294	81	Plant Technicians, Inc	INV-2502760	1	400-533-340	.00	150.00	150.00
09/25	09/08/2025	25294	81	Plant Technicians, Inc	INV-2502760	2	400-533-340	.00	75.00	75.00
09/25	09/08/2025	25297	104	Utility Repair Experts	1906	1	400-533-460	.00	2,965.00	2,965.00
09/25	09/08/2025	25297	104	Utility Repair Experts	1935	1	400-533-460	.00	5,735.00	5,735.00
09/25	09/08/2025	25297	104	Utility Repair Experts	1935	2	400-533-609	.00	1,090.00	1,090.00
09/25	09/09/2025	25303	288	Chase	1942-Sep25	2	400-533-510	.00	7.50	7.50
09/25	09/09/2025	25303	288	Chase	1942-Sep25	31	400-533-510	.00	79.41	79.41
09/25	09/10/2025	25306	112	Summit Broadband	1024546520	5	400-533-411	.00	100.00	100.00
09/25	09/10/2025	25308	346	City of Clermont	JUL2025	1	400-209500	.00	38,640.00	38,640.00
09/25	09/10/2025	25310	529	HD Cameras USA	5176	1	400-533-460	.00	1,478.75	1,478.75
09/25	09/10/2025	25311	346	City of Clermont	AUG2025	1	400-209500	.00	9,660.00	9,660.00
09/25	09/10/2025	25313	8	Bank of America	2709-SEP25	1	400-533-410	.00	85.50	85.50
09/25	09/19/2025	25317	324	Builders Firstsource	79086152	1	400-533-605	.00	1,536.63	1,536.63
09/25	09/19/2025	25324	206	Hawkins, Inc	7199180	1	400-533-520	.00	162.42	162.42
09/25	09/19/2025	25324	206	Hawkins, Inc	7199180	2	400-533-520	.00	26.50	26.50
09/25	09/19/2025	25325	152	I - Tech Support Inc.	0061807	5	400-533-340	.00	370.44	370.44
09/25	09/19/2025	25332	81	Plant Technicians, Inc	INV-2502454	1	400-533-340	.00	310.00	310.00
09/25	09/19/2025	25332	81	Plant Technicians, Inc	INV-2502454	2	400-533-340	.00	75.00	75.00
09/25	09/19/2025	25340	106	Verizon Wireless	6122639920	2	400-533-410	.00	36.07	36.07
09/25	09/19/2025	25340	106	Verizon Wireless	6122639920	4	400-533-410	.00	35.98	35.98
09/25	09/19/2025	25340	106	Verizon Wireless	6122639920	6	400-533-410	.00	35.98	35.98
09/25	09/24/2025	25346	8	Bank of America	9514-Sep25	3	400-533-490	.00	310.00	310.00
09/25	09/24/2025	25348	288	Chase	1942-Sept25	15	400-533-510	.00	37.53	37.53
09/25	09/24/2025	25348	288	Chase	1942-Sept25	21	400-533-522	.00	8,870.98	8,870.98
09/25	09/24/2025	25348	288	Chase	1942-Sept25	25	400-533-510	.00	15.95	15.95
09/25	09/24/2025	25348	288	Chase	1942-Sept25	27	400-533-510	.00	32.39	32.39
09/25	09/24/2025	25348	288	Chase	1942-Sept25	30	400-533-522	.00	16.36	16.36
09/25	09/24/2025	25348	288	Chase	1942-Sept25	33	400-533-465	.00	224.96	224.96
09/25	09/24/2025	25348	288	Chase	1942-Sept25	38	400-533-510	.00	17.67	17.67
09/25	09/24/2025	25348	288	Chase	1942-Sept25	43	400-533-522	.00	40.42	40.42
09/25	09/24/2025	25348	288	Chase	1942-Sept25	47	400-533-522	.00	44.29	44.29
09/25	09/24/2025	25348	288	Chase	1942-Sept25	51	400-533-522	.00	102.50	102.50
09/25	09/24/2025	25348	288	Chase	1942-Sept25	55	400-533-522	.00	1,074.57	1,074.57
09/25	09/24/2025	25348	288	Chase	1942-Sept25	57	400-533-522	.00	96.43	96.43
09/25	09/24/2025	25348	288	Chase	1942-Sept25	65	400-533-522	.00	507.95	507.95
09/25	09/24/2025	25351	27	Duke Energy	F582067820	1	400-533-605	.00	662.68	662.68

M = Manual Check, V = Void Check

GL Period	Check Issue Date	Check Number	Vendor Number	Payee	Invoice Number	Invoice Sequence	Invoice GL Account	Discount Taken	Invoice Amount	Check Amount
09/25	09/24/2025	25364	95	The Home Depot Credit Services	3023041	1	400-533-460	.00	150.00	150.00
09/25	09/24/2025	25364	95	The Home Depot Credit Services	3023041	3	400-533-460	.00	76.78	76.78
09/25	09/24/2025	25367	110	Wex Bank	107358690	1	400-533-524	.00	188.48	188.48
09/25	09/24/2025	25367	110	Wex Bank	107358690	2	400-533-524	.00	188.76	188.76
09/25	09/24/2025	25368	255	Woodard & Curran	253976	1	400-533-310	.00	5,410.82	5,410.82
09/25	09/24/2025	25371	27	Duke Energy	2711-Oct25	1	400-533-430	.00	294.19	294.19
09/25	09/24/2025	25371	27	Duke Energy	3461-Oct25	1	400-533-430	.00	241.45	241.45
09/25	09/24/2025	25371	27	Duke Energy	4656-Oct25	1	400-533-430	.00	291.89	291.89
09/25	09/24/2025	25371	27	Duke Energy	4870-Oct25	1	400-533-430	.00	329.10	329.10
09/25	09/24/2025	25371	27	Duke Energy	5223-Oct25	1	400-533-430	.00	49.33	49.33
09/25	09/24/2025	25371	27	Duke Energy	6868-Oct25	1	400-533-430	.00	73.66	73.66
09/25	09/24/2025	25371	27	Duke Energy	9445-Oct25	4	400-533-430	.00	8.91	8.91
09/25	09/25/2025	25382	182	Suncoast Insulators & Specialties	Q9H5401	1	400-533-605	.00	884.00	884.00
09/25	09/25/2025	25384	352	Town of Oakland	4776-SEP25	1	400-533-577	.00	1,705.47	1,705.47
09/25	09/30/2025	25388	22	Comcast	3222-Sep25	1	400-533-411	.00	316.60	316.60
09/25	09/30/2025	25388	22	Comcast	3446-Sep25	1	400-533-411	.00	318.35	318.35
09/25	09/30/2025	25389	24	Dave Symonds & Associates	35634	1	400-533-520	.00	1,224.30	1,224.30
09/25	09/30/2025	25391	727	DuraServ Corp	340164600	1	400-533-605	.00	7,800.00	7,800.00
09/25	09/30/2025	25393	206	Hawkins, Inc	7212644	1	400-533-520	.00	471.02	471.02
09/25	09/30/2025	25393	206	Hawkins, Inc	7212644	2	400-533-520	.00	26.50	26.50
09/25	09/30/2025	25394	612	Israel Grimaldo	1497	1	400-533-609	.00	2,500.00	2,500.00
09/25	09/30/2025	25395	635	Jerly E Sanchez Villalta	9302025	1	400-533-605	.00	1,100.00	1,100.00
Total WATER:								.00		107,970.01
Grand Totals:								.00		836,185.72

Summary by General Ledger Account Number

GL Account	Debit	Credit	Proof
001-202000	1,593.53	380,109.33-	378,515.80-
001-202400	460.00	.00	460.00
001-202600	7,292.50	.00	7,292.50
001-208200	47,516.00	.00	47,516.00
001-208300	115,214.00	.00	115,214.00
001-208400	2,629.00	.00	2,629.00

M = Manual Check, V = Void Check

GL Account	Debit	Credit	Proof
001-208500	5,291.37	.00	5,291.37
001-208600	15,386.80	.00	15,386.80
001-511-445	230.89	.00	230.89
001-511-460	790.00	.00	790.00
001-511-490	7.50	.00	7.50
001-511-491	1,018.52	.00	1,018.52
001-511-510	50.31	.00	50.31
001-511-520	653.88	.00	653.88
001-511-540	725.00	.00	725.00
001-511-550	.00	175.00-	175.00-
001-511-551	750.00	.00	750.00
001-513-340	607.43	.00	607.43
001-513-400	501.70	.00	501.70
001-513-410	263.75	.00	263.75
001-513-411	100.00	.00	100.00
001-513-430	888.27	.00	888.27
001-513-440	850.00	.00	850.00
001-513-460	1,251.97	.00	1,251.97
001-513-490	121.00	.00	121.00
001-513-492	.00	3.06-	3.06-
001-513-510	605.14	.00	605.14
001-513-520	216.41	.00	216.41
001-513-522	596.44	.00	596.44
001-513-550	908.15	.00	908.15
001-513-605	6,942.25	.00	6,942.25
001-514-310	4,980.00	.00	4,980.00
001-519-310	6,600.00	.00	6,600.00
001-519-315	20,131.17	.00	20,131.17
001-519-340	2,245.43	.00	2,245.43
001-519-410	191.70	.00	191.70
001-519-411	100.00	.00	100.00
001-519-510	383.89	.00	383.89
001-519-605	20,845.35	256.98-	20,588.37
001-520-343	12,284.35	.00	12,284.35
001-520-410	35.98	.00	35.98
001-520-411	1,286.40	.00	1,286.40
001-520-430	326.29	.00	326.29
001-520-490	87.00	.00	87.00
001-524-310	2,433.75	1,137.50-	1,296.25
001-534-340	21,305.44	.00	21,305.44

M = Manual Check, V = Void Check

GL Account	Debit	Credit	Proof
001-539-340	370.43	.00	370.43
001-539-410	35.98	.00	35.98
001-539-430	463.77	.00	463.77
001-539-460	2,750.90	.00	2,750.90
001-539-464	175.00	.00	175.00
001-539-490	224.96	.00	224.96
001-539-510	47.13	.00	47.13
001-539-524	190.08	.00	190.08
001-541-430	47.35	.00	47.35
001-541-431	7,772.46	.00	7,772.46
001-541-460	2,850.00	.00	2,850.00
001-541-462	1,227.00	.00	1,227.00
001-541-520	17.66	.00	17.66
001-541-630	2,372.50	.00	2,372.50
001-571-230	268.80	.00	268.80
001-571-340	457.43	.00	457.43
001-571-411	100.00	.00	100.00
001-571-430	1,984.20	.00	1,984.20
001-571-510	2,364.46	20.99-	2,343.47
001-571-520	592.59	.00	592.59
001-571-640	8,488.60	.00	8,488.60
001-571-660	11,333.87	.00	11,333.87
001-572-340	270.00	.00	270.00
001-572-411	176.06	.00	176.06
001-572-430	656.63	.00	656.63
001-572-460	368.69	.00	368.69
001-572-605	400.00	.00	400.00
001-574-481	26,205.75	.00	26,205.75
001-574-486	2,792.00	.00	2,792.00
140-202000	.00	13,759.00-	13,759.00-
140-572-631	13,759.00	.00	13,759.00
170-202000	.00	132,438.80-	132,438.80-
170-571-605	132,438.80	.00	132,438.80
400-202000	.00	107,970.01-	107,970.01-
400-209500	48,300.00	.00	48,300.00
400-533-310	5,410.82	.00	5,410.82
400-533-340	2,947.20	.00	2,947.20
400-533-410	193.53	.00	193.53
400-533-411	1,369.90	.00	1,369.90
400-533-430	5,686.96	.00	5,686.96

M = Manual Check, V = Void Check

GL Account	Debit	Credit	Proof
400-533-460	10,405.53	.00	10,405.53
400-533-465	224.96	.00	224.96
400-533-490	310.00	.00	310.00
400-533-510	190.45	.00	190.45
400-533-520	2,837.09	.00	2,837.09
400-533-522	10,753.50	.00	10,753.50
400-533-524	377.24	.00	377.24
400-533-577	3,389.52	.00	3,389.52
400-533-605	11,983.31	.00	11,983.31
400-533-609	3,590.00	.00	3,590.00
420-202000	.00	41,430.75-	41,430.75-
420-533-634	41,430.75	.00	41,430.75
421-202000	.00	7,088.91-	7,088.91-
421-535-430	252.55	.00	252.55
421-535-460	611.88	.00	611.88
421-535-576	6,224.48	.00	6,224.48
430-202000	.00	124,566.88-	124,566.88-
430-533-635	124,566.88	.00	124,566.88
500-202000	22.78	28,969.52-	28,946.74-
500-571-410	33.56	.00	33.56
500-571-605	28,935.96	.00	28,935.96
500-571-635	.00	22.78-	22.78-
999-101700	1,468.83	.00	1,468.83
999-202000	.00	1,468.83-	1,468.83-
Grand Totals:	<u>839,418.34</u>	<u>839,418.34-</u>	<u>.00</u>

M = Manual Check, V = Void Check

Dated: _____

Mayor: _____

City Council: _____

City Recorder: _____

Report Criteria:

Report type: GL detail

Check.Type = {<>} "Adjustment"
